



US00D763747S

(12) **United States Design Patent**
Hammoud et al.

(10) **Patent No.:** **US D763,747 S**

(45) **Date of Patent:** **** Aug. 16, 2016**

(54) **VEHICLE REAR BUMPER**

(71) Applicants: **Mohamad J Hammoud**, Lake Orion, MI (US); **Mark D Hall**, Rochester Hills, MI (US); **Brandon L. Faurote**, Rochester, MI (US)

(72) Inventors: **Mohamad J Hammoud**, Lake Orion, MI (US); **Mark D Hall**, Rochester Hills, MI (US); **Brandon L. Faurote**, Rochester, MI (US)

(73) Assignee: **FCA US LLC**, Auburn Hills, MI (US)

(**) Term: **15 Years**

(21) Appl. No.: **29/530,339**

(22) Filed: **Jun. 16, 2015**

Related U.S. Application Data

(60) Division of application No. 29/493,949, filed on Jun. 16, 2014, now Pat. No. Des. 736,126, and a continuation-in-part of application No. 29/476,470, filed on Dec. 13, 2013, now Pat. No. Des. 718,666.

(51) **LOC (10) Cl.** **12-16**

(52) **U.S. Cl.**
USPC **D12/169**

(58) **Field of Classification Search**
USPC D12/169, 163, 196, 171, 90-92, 216;
293/102, 113, 115, 117, 120;
296/180.1, 180.2
CPC B60R 19/52; B60R 2019/25; B60R 25/084
See application file for complete search history.

(56) **References Cited**

U.S. PATENT DOCUMENTS

D677,202	S	*	3/2013	Hamilton	D12/169
D734,222	S	*	7/2015	Duff	D12/169
D735,097	S	*	7/2015	Nissl	D12/169
D736,126	S	*	8/2015	Hammoud	D12/169
D738,271	S	*	9/2015	Glover	D12/169
D746,736	S	*	1/2016	Wolff	D12/169
D746,738	S	*	1/2016	Wolff	D12/169
D749,475	S	*	2/2016	Battams	D12/169

* cited by examiner

Primary Examiner — Melody N Brown

(74) *Attorney, Agent, or Firm* — Ralph E Smith

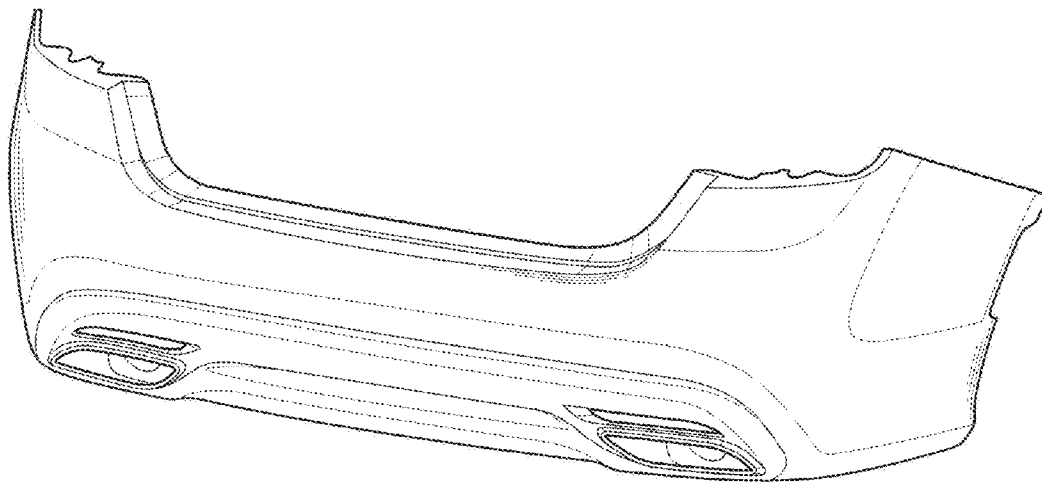
(57) **CLAIM**

The ornamental design for a vehicle rear bumper, as shown and described.

DESCRIPTION

FIG. 1 is a perspective view of a vehicle rear bumper showing our new design;
FIG. 2 is a front elevational view thereof;
FIG. 3 is a left side elevational view thereof;
FIG. 4 is another perspective view thereof; and,
FIG. 5 is a right side elevational view thereof.
It will be understood that the broken lines shown in the drawings illustrate portions of the vehicle rear bumper that form no part of claimed design.

1 Claim, 3 Drawing Sheets



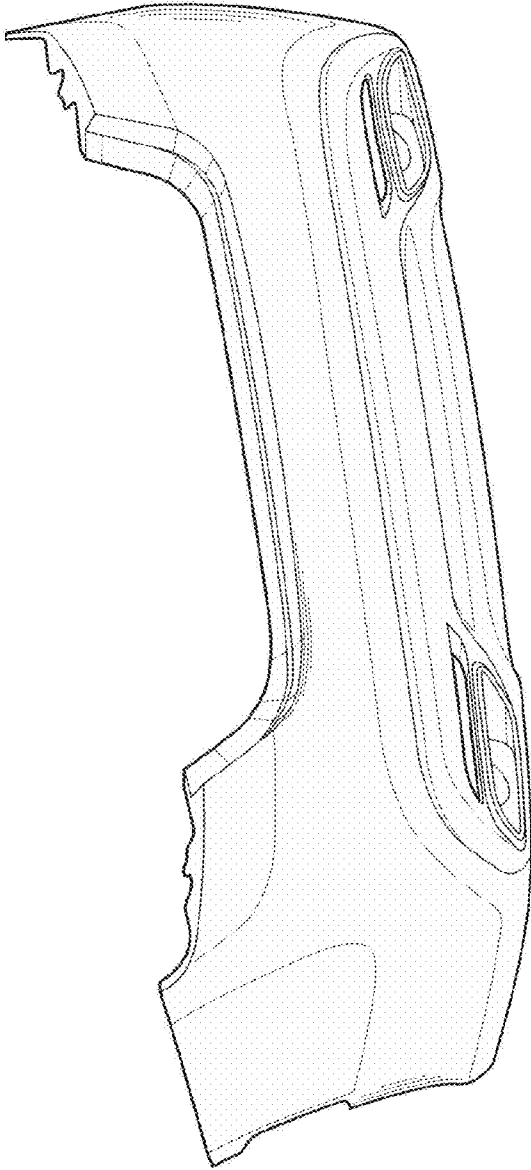


FIG. 1

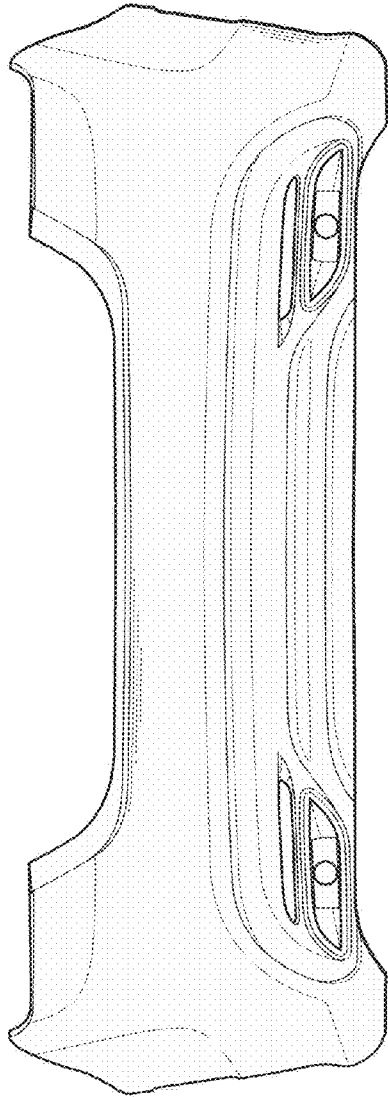


FIG. 2

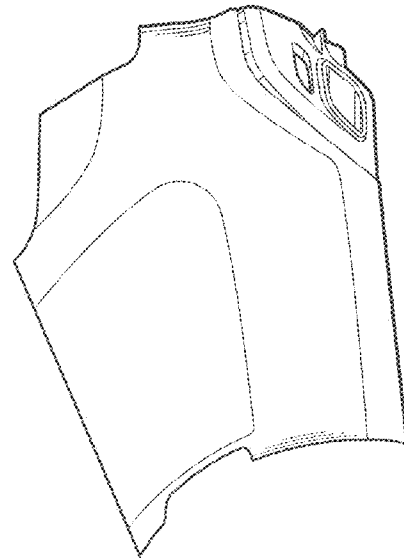


FIG. 3

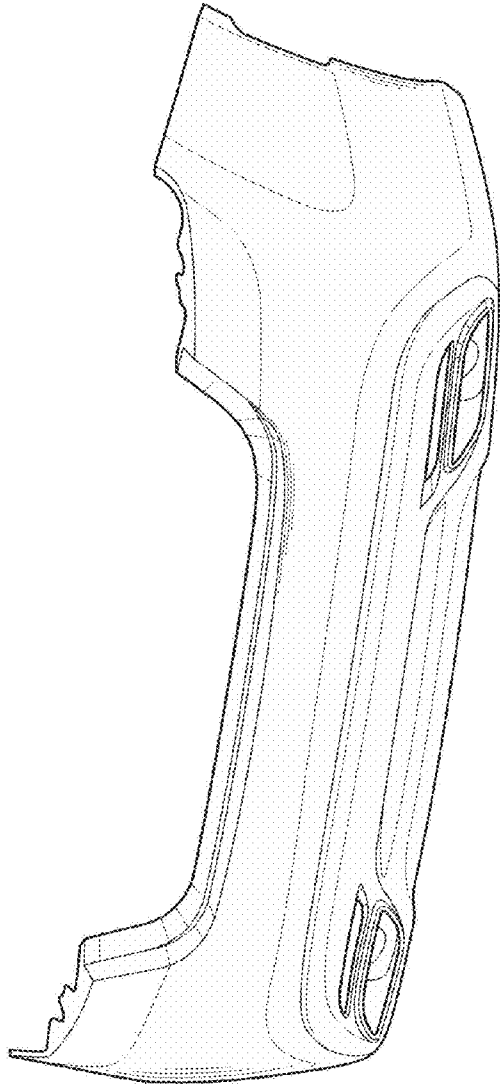


FIG. 4

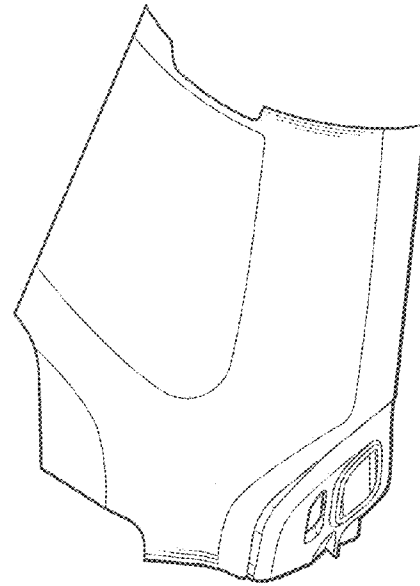


FIG. 5