
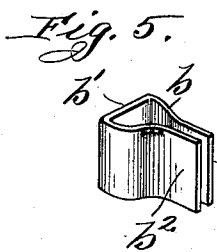



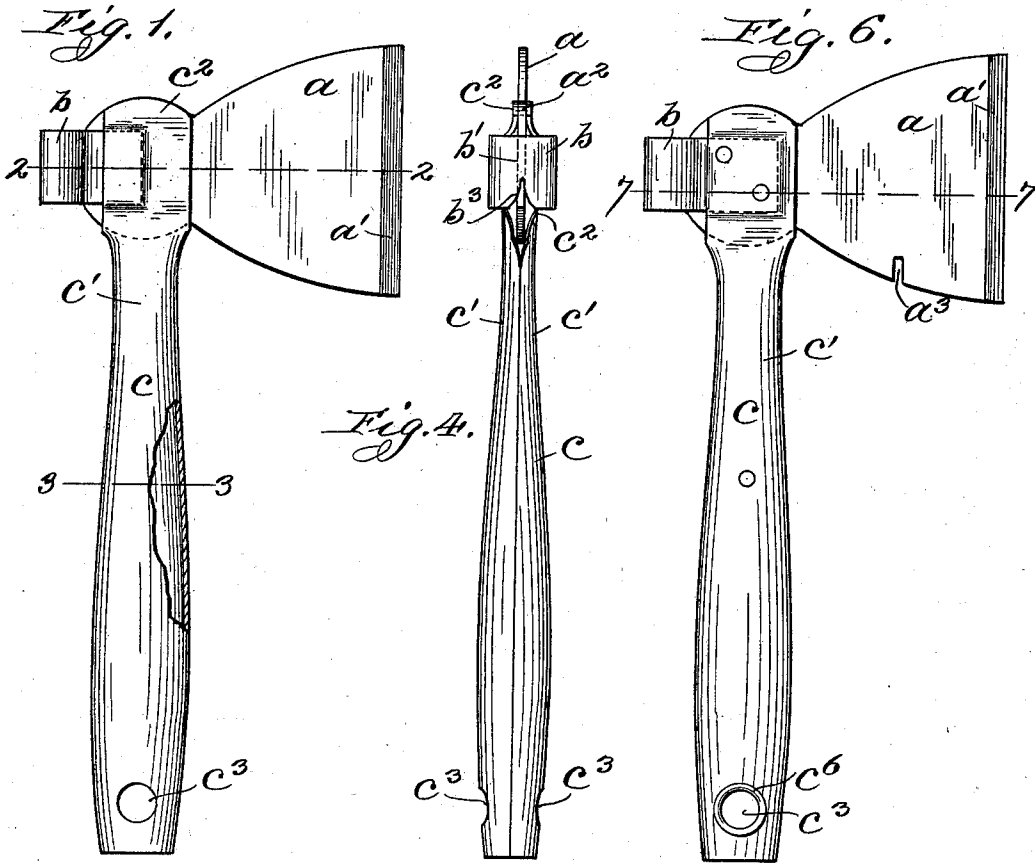


J. R. PAYSON, JR.  
METALLIC HATCHET.

(Application filed Apr. 28, 1899.)

(No Model.)



Witnesses:  
 R. J. Jaeger.  
 W. Carr Whiton

Inventor:  
 Joseph R. Payson, Jr.  
 by Rowland S. Redington.  
 Atty.

# UNITED STATES PATENT OFFICE.

JOSEPH R. PAYSON, JR., OF CHICAGO, ILLINOIS, ASSIGNOR OF ONE-HALF  
TO CARRIE B. KENNEDY, OF SAME PLACE.

## METALLIC HATCHET.

SPECIFICATION forming part of Letters Patent No. 656,299, dated August 21, 1900.

Application filed April 28, 1899. Serial No. 714,839. (No model.)

*To all whom it may concern:*

Be it known that I, JOSEPH R. PAYSON, JR., a citizen of the United States, residing at Chicago, in the county of Cook and State of Illinois, have invented a certain new and useful Improvement in Metallic Hatchets, of which the following is a full, clear, concise, and exact description, reference being had to the accompanying drawings, forming a part of this specification.

My invention relates to improvements in metallic hatchets, my object being to provide a simple, easily-manufactured, cheap, and durable hatchet made entirely of metal and containing the smallest amount of metal consistent with efficiency and strength.

In the past hatchet-heads have been generally constructed from one piece of metal in the form of a cutting-blade and a heavy solid hammer part provided intermediately with an eye by which a wooden or other handle is attached to the head. There have also been devices having the head constructed of two pieces—a blade and a solid heavy hammer-head—but preserving the eye or hole for the wooden handle. Hatchets having metal handles have also been used; but the handles have been heavy and have located too much weight in the handle. These various constructions also require a large amount of metal and are expensive to make or when manufactured cheaply result in an easily-broken and unsatisfactory hatchet and are otherwise undesirable. In the device of my invention, in the preferred construction, I provide a blade for cutting, preferably formed and stamped from sheet-steel, a sheet-metal hammer head part, preferably formed with projections extending from the sides of the hammer-surface backward and convergingly to opposite sides of the blade, and a metallic handle, preferably constructed in two parts, stamped from sheet metal and provided with a slot in one end adapted to fit over and be fastened to the hatchet-head at and over the juncture of the blade and the hammer part, all the parts being securely fastened together in this position. By thus constructing a built-up hatchet I am enabled to form the hatchet of parts of sheet metal of the grade best adapted for the use to which the respective parts of the blade,

hammer, and handle are to be put, all of which may be preferably stamped with a few operations and then may be put together and fastened by riveting, brazing, welding, or other well-known means at one operation, thus providing when completed a very cheap hatchet of the greatest efficiency and lightness. By using sheet metal a better quality of metal can be used than is possible in other cheap constructions. In forming the handle I preferably shape same from two pieces of sheet metal and join them together to provide the round or oblong cross-section. This construction results in a handle of the desired lightness, and thereby does not detract from the effect of the weight in the head.

I have illustrated my invention in the accompanying drawings, in which—

Figure 1 is a side view. Fig. 2 is a cross-sectional view of the head on line 2 2, Fig. 1. Fig. 3 is a cross-sectional view of the handle on line 3 3, Fig. 1. Fig. 4 is a view of the hammer-head, showing the nail-drawing slot. Fig. 5 is a perspective view of the hammer-head. Fig. 6 is a view of a head fastened by rivets having the nail-drawing slot in the blade. Fig. 7 is a cross-sectional view of a head fastened by rivets on line 7 7, Fig. 6, and with the blade extending through to reinforce the hammer part. Fig. 8 is a modification showing the head and blade formed from one piece.

Like letters refer to like parts in the several figures.

The blade  $a$ , having the outer beveled cutting edge  $a'$ , (and the nail-slot  $a^3$ ;) is at the inner rear edge  $a^2$  joined at the rear  $b^2$   $b^2$  of the hollow hammer part  $b$ , having the rectangular hammering-surface  $b'$ , in which is provided the nail-slot  $b^3$ . The handle  $c$  is composed of two parts  $c'$   $c'$ , separated at the upper end  $c^2$  to form a slot into which is placed and fastened the head composed of the hammer part  $b$  and the blade  $a$ . The ends  $c^2$  of the handle overlap the blade and are slanted thereon to form a wedge, whereby in using the hatchet for splitting the head may be driven entirely into the material being split. At the lower end of the handle  $c$  is the hole  $c^3$ , by which the hatchet may be hung up when not in use.

In the modification illustrated in Fig. 7 the rearwardly-extending edges  $b^2 b^2$ , Fig. 5, are somewhat longer than in Fig. 2, whereby the parts may be riveted together by rivets common to the handle, the hammer part, and the blade. In Fig. 8 the hammer part and the cutting-blade are formed in one piece from one sheet of metal. The hole or recess  $c^3$  in the handle may be constructed in the form of a hollow rivet  $c^6$ , as illustrated in Fig. 6.

Having described my invention, what I claim as new, and desire to secure by Letters Patent, is—

1. In a hatchet the combination with a bent-up sheet-metal hammer part, of a blade extending from the rear of said hammer part, a metal handle on the outside of the said hammer part and blade and common rivets adapted to securely fasten the blade, the hammer part and the handle together substantially as described.

2. In a hatchet the combination with a two-piece head composed of a hammer part and a blade secured to said hammer part and extending from the rear of said part, of a handle secured to said hammer part and overlapping said blade to form with said blade a wedge, substantially as described.

3. In a hatchet the combination with a sheet-metal head composed of a bent-up sheet-metal hammer part, and a blade attached thereto, of a metal handle overlapping said hammer part on the outside thereof and attached to said head only through said hammer part, substantially as described.

4. In a hatchet the combination with a hatchet-head formed of a cutting-blade and an overlapping separate sheet-metal hammer part, of a metallic handle provided with a slot into which the head is inserted and fastened, substantially as described.

5. In a hatchet the combination with a blade, a bent-up sheet-metal hammer part overlapping said blade and secured thereto, of a hollow two-piece metal handle provided with a slot in one end and between said pieces to surround the juncture of said hammer part and blade and means for securely fastening said handle to the hatchet-head whereby the blade and hammer part and handle are all securely joined together, substantially as described.

6. In a metallic hatchet, the combination with a blade, of a sheet-metal hammer part provided with rearwardly-converging projections extending from the sides of the hammer-surface to the said blade, and a sheet-metal handle overlapping said hammer-part projections, substantially as described.

7. In a metallic hatchet, the combination with a blade, of a metal hammer part, projections on said hammer part adapted to extend rearwardly from the sides of said hammer-surface on each side of said blade and a metal handle overlapping said projections and secured thereto, substantially as described.

8. In a metallic hatchet the combination with a blade of a hammer part composed of a hammer-surface and projections extending rearwardly from the edges of said hammer-surface to each side of the blade, a metal handle overlapping said projections and rivets to pass through said handle, said projections and said blade to fasten same all together, substantially as described.

In witness whereof I have hereunto subscribed my name in the presence of two witnesses.

JOSEPH R. PAYSON, JR.

Witnesses:

R. S. LUDINGTON,  
M. R. ROCHFORD.