

(No Model.)

P. J. MAYENT.
COVER HOLDING DEVICE FOR FURNITURE.

No. 524,834.

Patented Aug. 21, 1894.

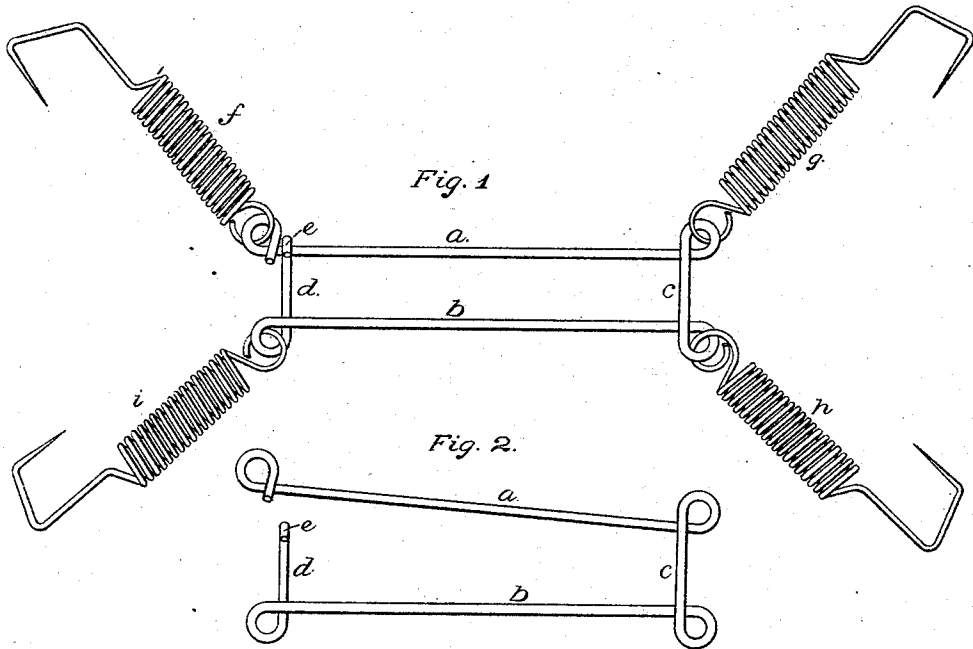


Fig. 3.

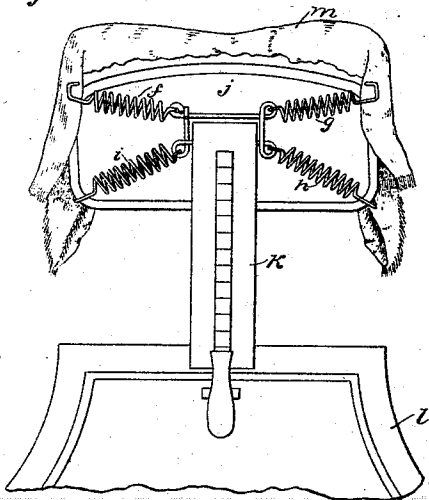
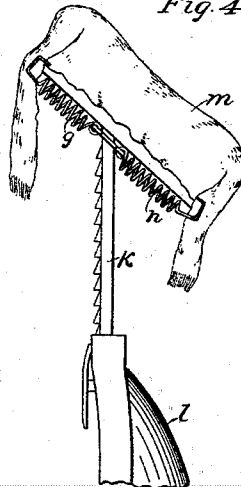


Fig. 4.



Witnesses
L. M. Hornier
E. C. Stiney.

Inventor
Peter J. Mayent
By Allen Webster
Attorney

UNITED STATES PATENT OFFICE.

PETER J. MAYENT, OF SPRINGFIELD, MASSACHUSETTS.

COVER-HOLDING DEVICE FOR FURNITURE.

SPECIFICATION forming part of Letters Patent No. 524,834, dated August 21, 1894.

Application filed October 21, 1893. Serial No. 488,814. (No model.)

To all whom it may concern:

Be it known that I, PETER J. MAYENT, a citizen of the United States of America, residing in Springfield, in the county of Hampden and State of Massachusetts, have invented new and useful Improvements in Cover-Holding Devices for Furniture, of which the following is a specification, reference being had to the accompanying drawings and letters of reference marked thereon.

My invention relates generally to devices for holding covers upon furniture and is especially designed for holding a napkin or other like cover upon the head-rest of a barber's chair.

In the accompanying drawings in which like letters of reference indicate like parts, I illustrate the application of my device to a barber's chair head-rest, and Figure 1 is a plan view of the device detached from the head-rest. Fig. 2 is a plan view of the frame of my device open for passage of the head-rest-support. Fig. 3 is a view of the device in position upon the head-rest as seen from the back, and Fig. 4 is a side elevation of the same.

In the figures the napkin is broken away sufficiently to disclose a view of my device in position.

In detail *a* and *b* indicate the longest bars of the frame or body; *c* and *d* indicate the shortest bars; *e* indicates a hook or turned-over-end of the bar *d*; *f*, *g*, *h*, and *i*, indicate hook-provided springs; *j* indicates a head-rest; *k* the head-rest support; *l* the chair; and *m* the napkin or cover.

In constructing my device I prefer to form the body or main frame of a single piece of wire bent to form loops at each corner as clearly indicated in Figs. 1 and 2, and I prefer that one of the bars forming the frame be provided with a hook *e* so that the bar which engages therewith may be easily disengaged therefrom to enable the user to readily place the device in position, thus avoiding the necessity of lifting the head-rest, and its support from the chair and passing the support through the frame.

The hook-provided-springs are connected with the frame at the corners and are free to

be turned in any direction. I prefer that the hooks be made of sufficiently large wire to be rigid and the springs may be made of a comparatively light material as they are subjected to but very little strain.

The method of application as will be readily seen, consists in placing the cover in the proper position and drawing the spring outwardly and causing the hooks to engage with the cover. And I prefer that the hooks be passed through the cover and enter the upholstery of the furniture.

It will be seen that the device will be operative if the hooks do not enter the upholstery but simply engage the cover and the tension of the springs will continually draw it toward the frame.

The device is not limited in its uses to head-rests for barber chairs as it will be readily seen it may be used for holding covers upon chairs, sofas, and other pieces of furniture. It simply being requisite that the device be made of sufficient size for the purposes desired.

I am aware of United States Letters Patent No. 440,243, dated June 11, 1890, for a wire clasp to hold clothes on a line, &c., and No. 373,767, dated November 22, 1887, for attaching tablets to telephones, and No. 305,029, dated September 9, 1884, for holding a napkin in position on a person or holding clothing in position and I make no claim to the construction shown in any of said patents.

Having, therefore, described my invention, what I claim, and desire to secure by Letters Patent, is—

In a cover holder for furniture, the combination of a wire frame, consisting of a single piece of wire bent to shape substantially as shown, and with the ends arranged to engage each other and to be disengaged when desired so as to encircle an extension, as of a head rest for a barber's chair, and a number of hook-provided springs attached to said frame, substantially as described.

PETER J. MAYENT.

Witnesses:

ALLEN WEBSTER,
E. C. STICKNEY.