



US00D600337S

(12) **United States Design Patent**
Henning et al.

(10) **Patent No.:** **US D600,337 S**

(45) **Date of Patent:** **** Sep. 15, 2009**

(54) **COVER FOR AIR PROCESSING UNIT**

(75) Inventors: **Paul Henning**, Heidelberg (DE); **Eugen Kloos**, Bensheim (DE)

(73) Assignee: **WABCO GmbH**, Hannover (DE)

(**) Term: **14 Years**

(21) Appl. No.: **29/314,031**

(22) Filed: **Feb. 27, 2009**

(30) **Foreign Application Priority Data**

Sep. 24, 2008 (DE) 40 2008 004 563

(51) **LOC (9) Cl.** **23-04**

(52) **U.S. Cl.** **D23/355**

(58) **Field of Classification Search** D23/355,
D23/364, 386, 363, 358, 354, 341, 393, 324,
D23/260, 365, 207, 385, 370; 55/385.3,
55/502, 497, 506, 505, 521, 495, 422, 493,
55/DIG. 30, DIG. 31, DIG. 28; 210/497.1;
D15/1, 5, 3, 13, 14, 17

See application file for complete search history.

(56) **References Cited**

U.S. PATENT DOCUMENTS

D348,676 S *	7/1994	Fuller et al.	D15/5
D368,481 S *	4/1996	Ijames	D15/5
D372,295 S *	7/1996	Weber	D23/207
D373,590 S *	9/1996	Benson	D15/5
D397,419 S *	8/1998	Tsuji et al.	D23/385

D404,122 S *	1/1999	Hayashi et al.	D23/385
D408,506 S *	4/1999	Gottwald	D23/260
D417,266 S *	11/1999	Ito et al.	D23/354
D421,098 S *	2/2000	Wrigley et al.	D23/260
D422,069 S *	3/2000	Decker	D23/364
6,149,703 A *	11/2000	Parker	55/502
D527,739 S *	9/2006	De Luca et al.	D15/5
D584,392 S *	1/2009	Noda	D23/370

* cited by examiner

Primary Examiner—T. Chase Nelson

Assistant Examiner—David G Muller

(74) *Attorney, Agent, or Firm*—Kramer Levin Naftalis & Frankel LLP

(57) **CLAIM**

The ornamental design for a cover for air processing unit, as shown and described.

DESCRIPTION

FIG. 1 is a top, front, left side perspective view of a cover for air processing unit showing the new design;

FIG. 2 is a front perspective view thereof;

FIG. 3 is a front, right side perspective view thereof;

FIG. 4 is a rear perspective view thereof;

FIG. 5 is a top, rear perspective view thereof; and,

FIG. 6 is a front, left side perspective view thereof.

The portions of the design depicted in broken lines form no part of the claimed design.

1 Claim, 6 Drawing Sheets

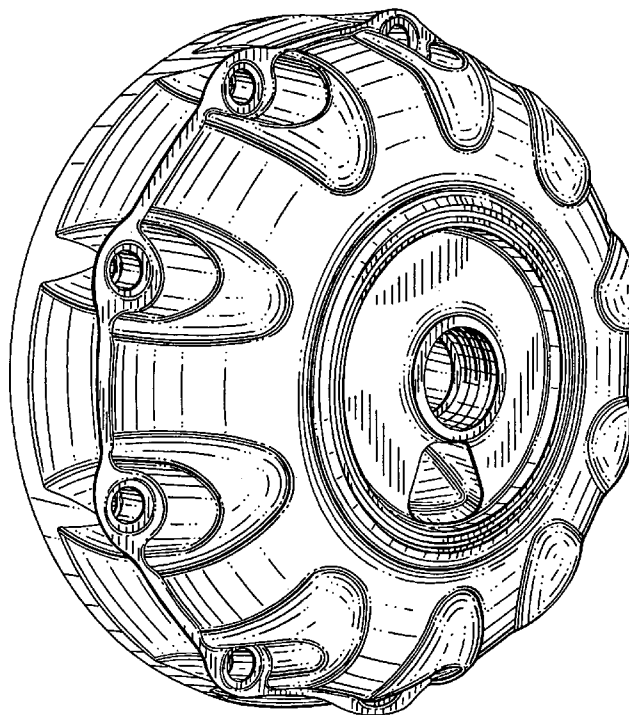


FIG. 1

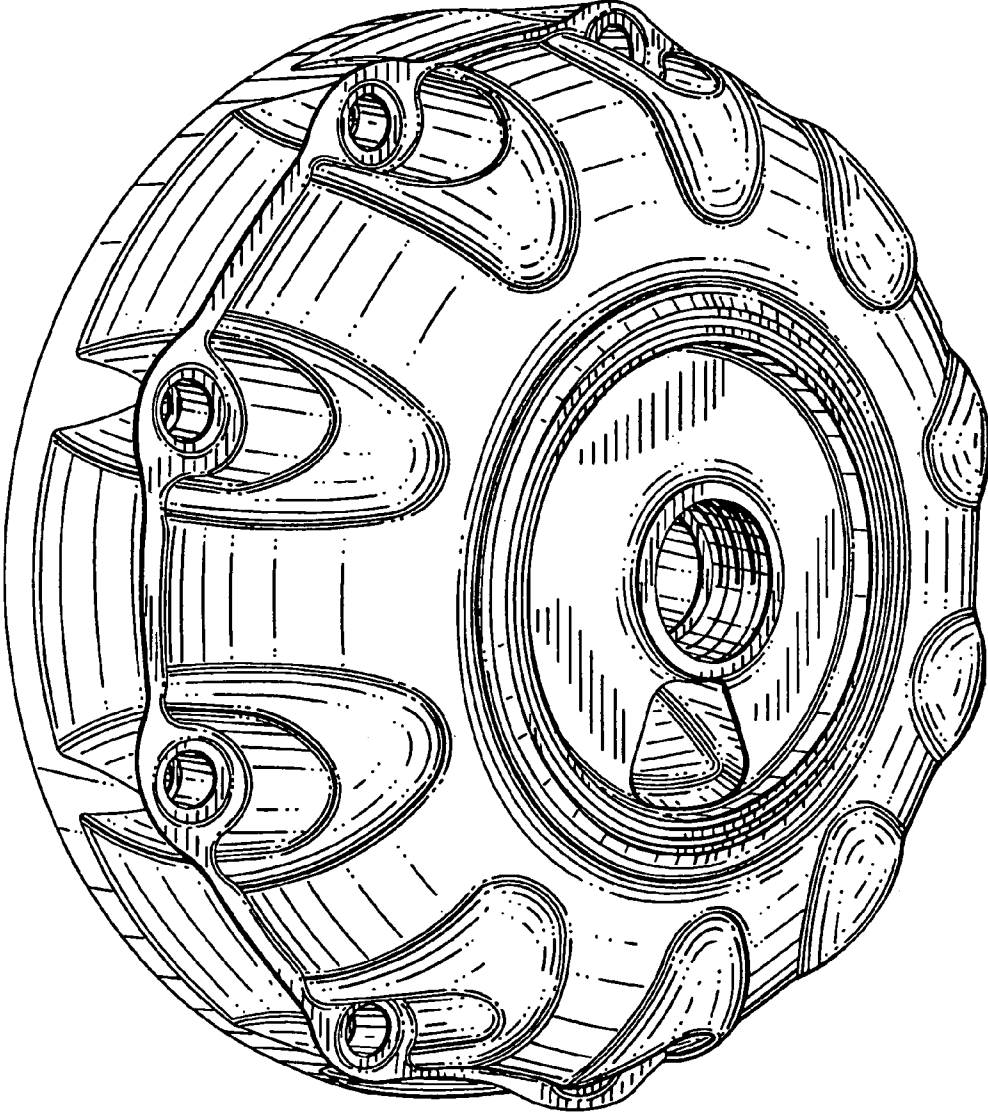


FIG. 2

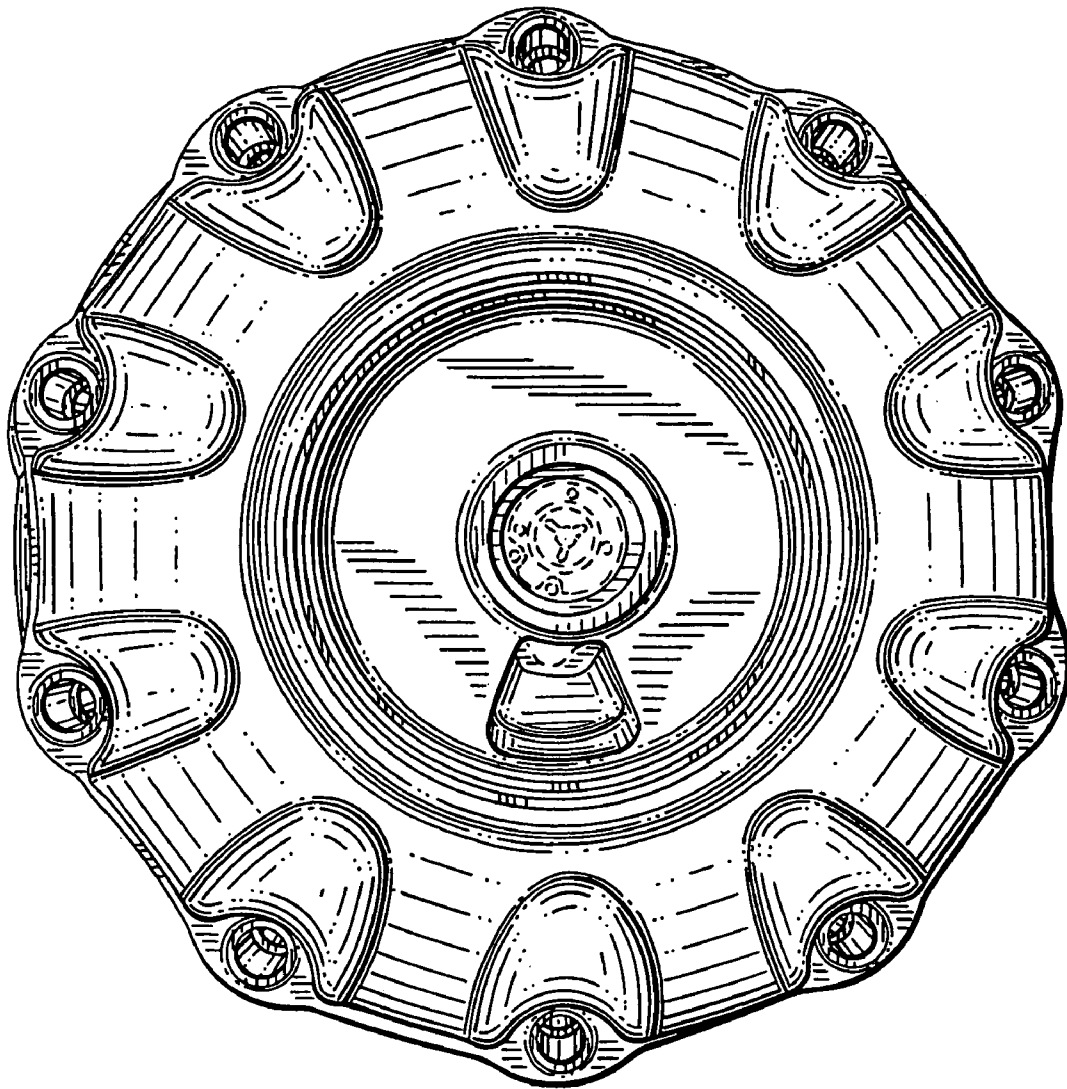


FIG. 3

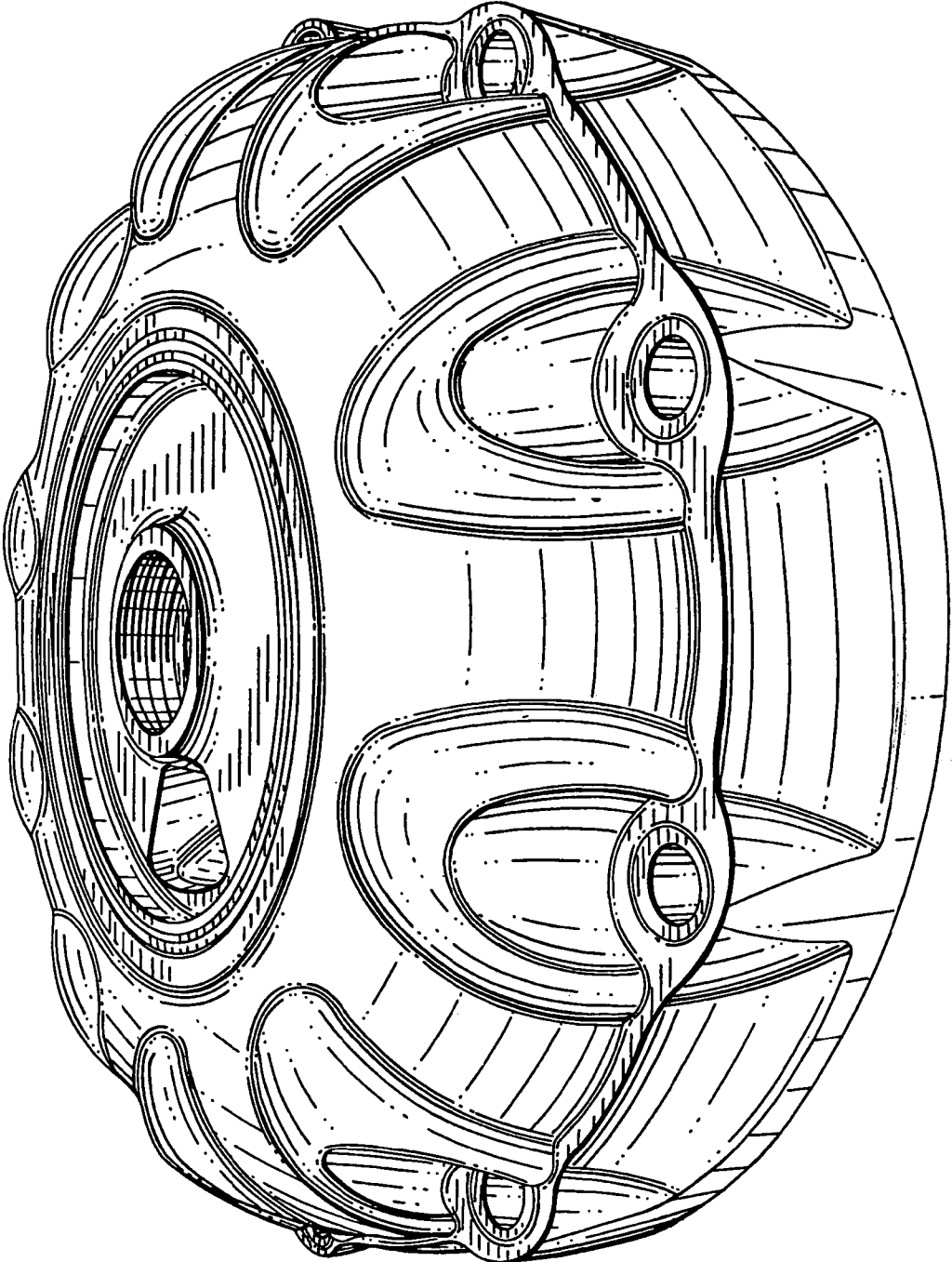
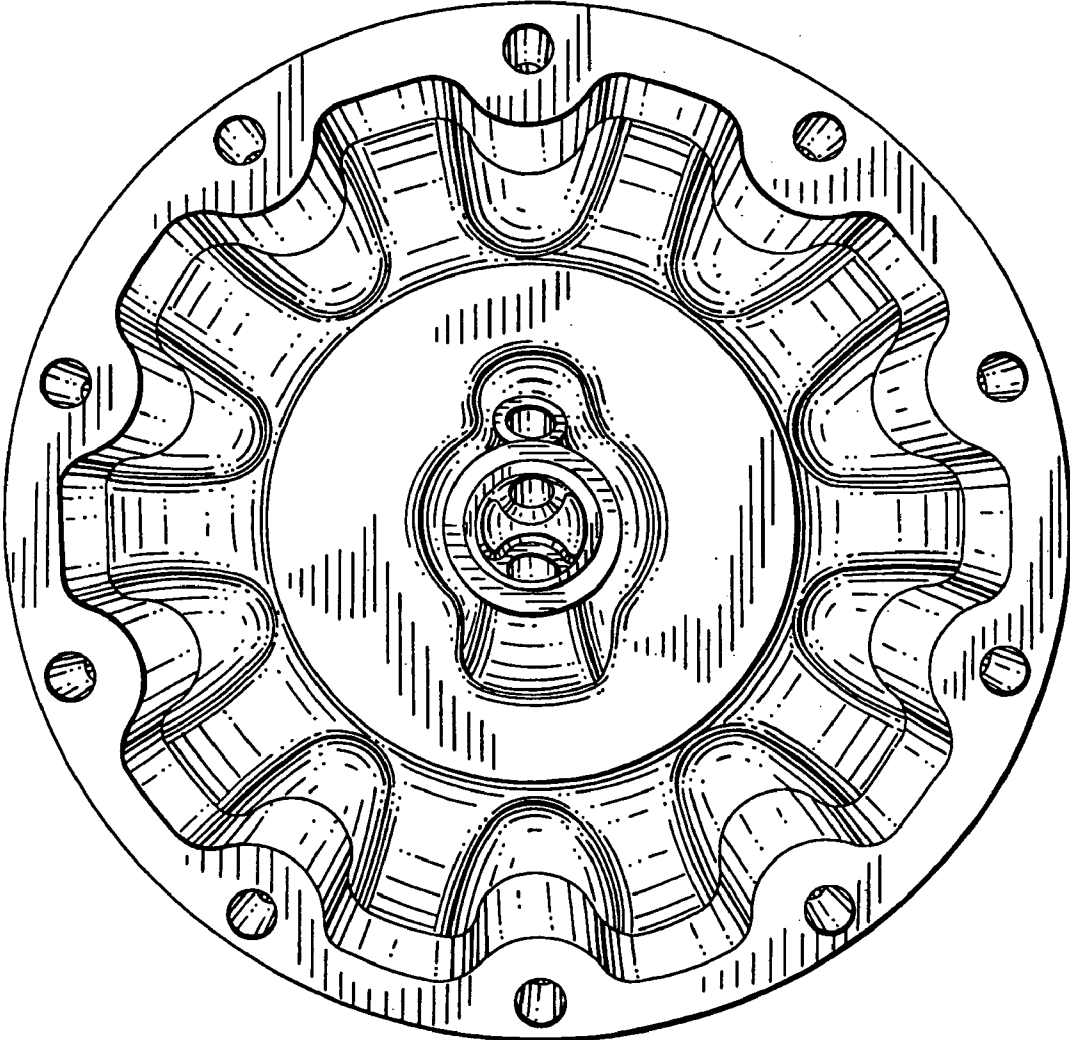


FIG. 4



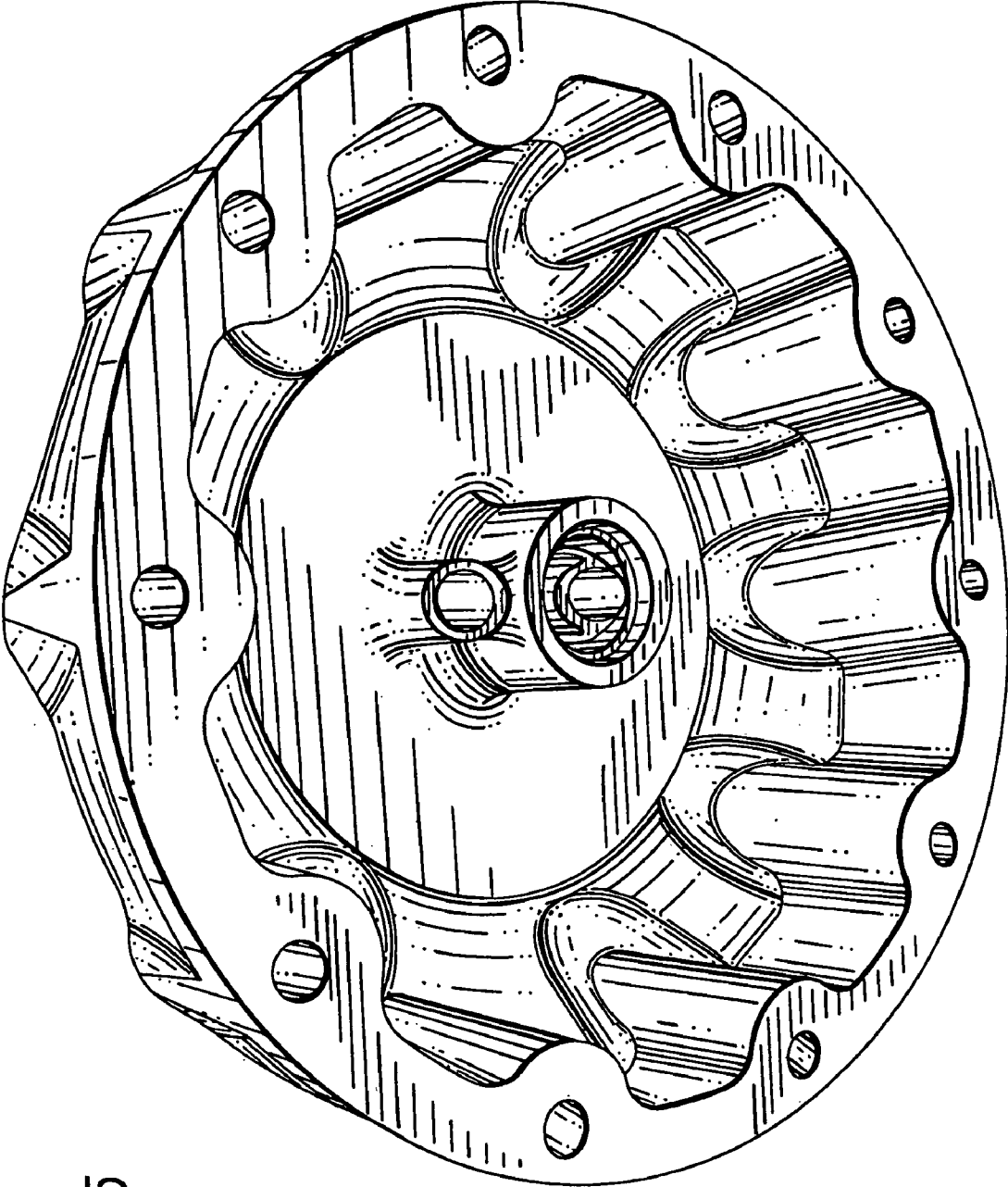


FIG. 5

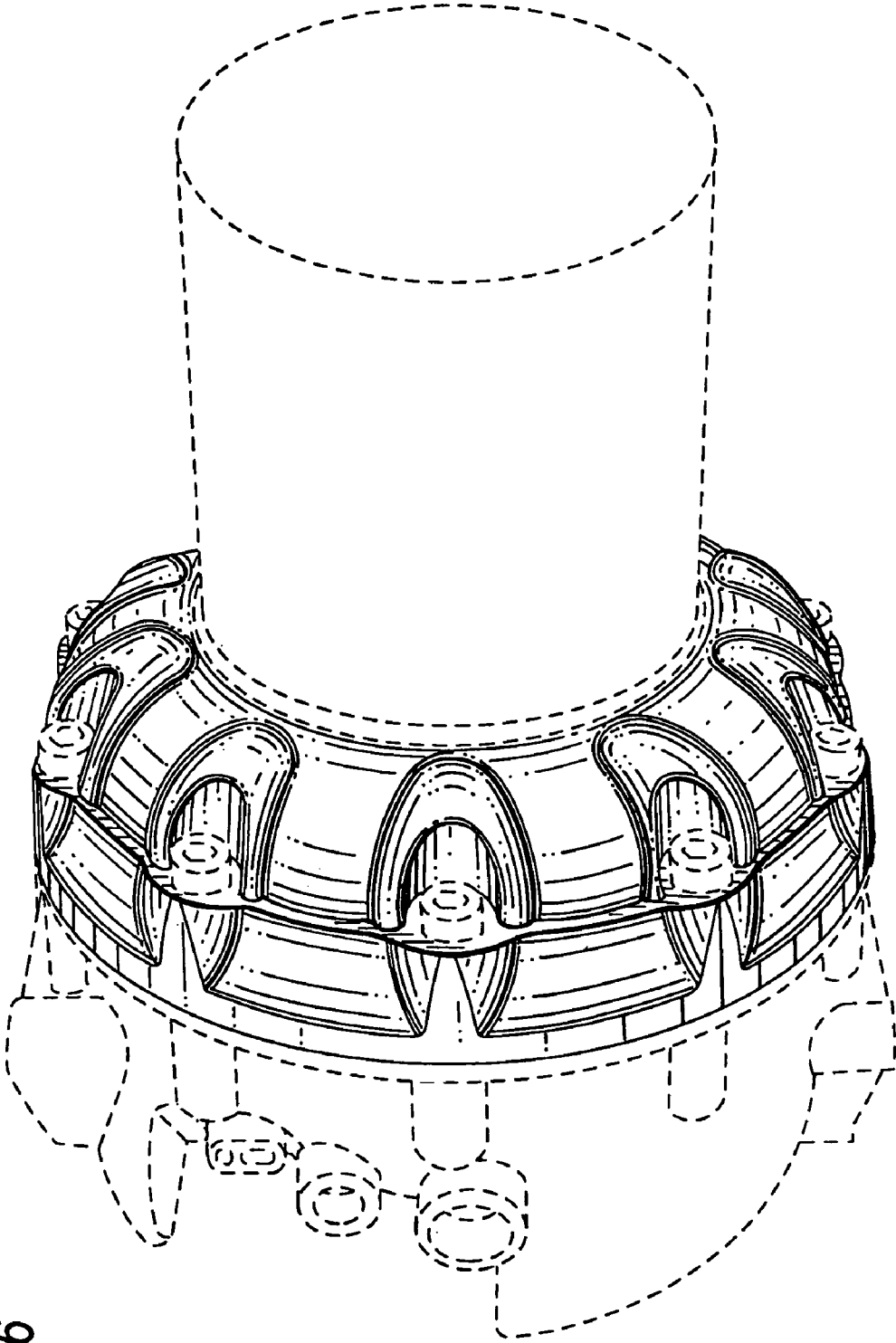


FIG. 6