

[19] Patents Registry  
The Hong Kong Special Administrative Region  
香港特別行政區  
專利註冊處

[11] 1246680 B  
EP 3313422 B1

[12] **STANDARD PATENT (R) SPECIFICATION**  
**轉錄標準專利說明書**

[21] Application no. 申請編號  
18106303.9

[51] Int. Cl.  
A61K 35/74 (2015.01) A61K 9/00 (2006.01)  
A61K 9/19 (2006.01) A61K 9/48 (2006.01)  
A23L 33/135 (2016.01) A61P 1/10 (2006.01)  
A61P 1/12 (2006.01) A61P 31/04 (2006.01)

[22] Date of filing 提交日期  
15.05.2018

[54] COMPOSITIONS COMPRISING A BACTERIAL STRAIN OF BLAUTIA HYDROGENOTROPHICA FOR USE IN THE  
TREATMENT OR PREVENTION OF DIARRHEA OR CONSTIPATION  
用於治療或預防腹瀉或便秘、包含 BLAUTIA HYDROGENOTROPHICA 的細菌菌株的組合物

[60] Divisional application no.& receipt date 分開申請編號及收  
件日期  
19133512.4 12.12.2019

[30] Priority 優先權  
13.07.2016 GB 1612190.7  
20.09.2016 GB 1616016.0  
20.09.2016 GB 1616018.6  
06.03.2017 GB 1703552.8  
06.03.2017 GB 1703548.6

[43] Date of publication of application 申請發表日期  
14.09.2018

[45] Date of publication of grant of patent 批予專利的發表日期  
20.03.2020

[86] International application no. 國際申請編號  
PCT/GB2017/052077

[87] International publication no. and date 國際申請發表編號及  
日期  
WO2018/011594 18.01.2018

EP Application no. & date 歐洲專利申請編號及日期

EP 17742524.6 13.07.2017

EP Publication no. & date 歐洲專利申請發表編號及日期

EP 3313422 02.05.2018

Date of grant in designated patent office 指定專利當局批予專利日  
期  
06.03.2019

[73] Proprietor 專利所有人  
4D PHARMA PLC  
5th floor, 9 Bond Court  
Leeds LS1 2JZ  
UNITED KINGDOM

[72] Inventor 發明人  
BERNALIER-DONADILLE, Annick  
CROUZET, Laureen  
HABOUZIT, Chloe

[74] Agent and / or address for service 代理人及/或送達地址  
DEACONS  
5th Floor, Alexandra House  
Central  
HONG KONG



(12) **EUROPEAN PATENT SPECIFICATION**

(45) Date of publication and mention  
of the grant of the patent:

**06.03.2019 Bulletin 2019/10**

(21) Application number: **17742524.6**

(22) Date of filing: **13.07.2017**

(51) Int Cl.:

**A61K 35/74** <sup>(2015.01)</sup> **A61K 9/00** <sup>(2006.01)</sup>  
**A61K 9/19** <sup>(2006.01)</sup> **A61K 9/48** <sup>(2006.01)</sup>  
**A23L 33/135** <sup>(2016.01)</sup> **A61P 1/10** <sup>(2006.01)</sup>  
**A61P 1/12** <sup>(2006.01)</sup> **A61P 31/04** <sup>(2006.01)</sup>

(86) International application number:

**PCT/GB2017/052077**

(87) International publication number:

**WO 2018/011594 (18.01.2018 Gazette 2018/03)**

(54) **COMPOSITIONS COMPRISING A BACTERIAL STRAIN OF BLAUTIA HYDROGENOTROPHICA FOR USE IN THE TREATMENT OR PREVENTION OF DIARRHEA OR CONSTIPATION**

ZUSAMMENSETZUNGEN ENTHALTEND EINEN BAKTERIENSTAMM VON BLAUTIA HYDROGENOTROPHICA ZUR VERWENDUNG ZUR VORBEUGUNG ODER BEHANDLUNG VON DIARRHÖE ODER VERSTOPFUNG

COMPOSITIONS COMPRENANT UNE SOUCHE BACTÉRIENNE DE BLAUTIA HYDROGENOTROPHICA POUR L'UTILISATION POUR LA PREVENTION OU LE TRAITEMENT DE LA DIARRHÉE OU LA CONSTIPATION

(84) Designated Contracting States:

**AL AT BE BG CH CY CZ DE DK EE ES FI FR GB  
GR HR HU IE IS IT LI LT LU LV MC MK MT NL NO  
PL PT RO RS SE SI SK SM TR**

Designated Extension States:

**BA ME**

Designated Validation States:

**MA MD**

(30) Priority: **13.07.2016 GB 201612190**

**20.09.2016 GB 201616016**

**20.09.2016 GB 201616018**

**06.03.2017 GB 201703552**

**06.03.2017 GB 201703548**

(43) Date of publication of application:

**02.05.2018 Bulletin 2018/18**

(73) Proprietor: **4D PHARMA PLC**

**Leeds, LS1 2JZ (GB)**

(72) Inventors:

• **BERNALIER-DONADILLE, Annick**  
**63670 La Roche Blanc (FR)**

• **CROUZET, Laureen**  
**Leeds, LS1 2JZ (GB)**

• **HABOUZIT, Chloe**

**63400 Chamalieres (FR)**

(74) Representative: **Marshall, Cameron John**

**Carpmaels & Ransford LLP**

**One Southampton Row**

**London WC1B 5HA (GB)**

(56) References cited:

**WO-A1-01/85187 WO-A1-02/07741**

**WO-A1-2012/142605 WO-A1-2016/057671**

**US-A1- 2010 247 489 US-A1- 2016 184 370**

• **C. LIU ET AL: "Reclassification of Clostridium  
coccoides, Ruminococcus hansenii,  
Ruminococcus hydrogenotrophicus,  
Ruminococcus luti, Ruminococcus productus  
and Ruminococcus schinkii as Blautia coccoides  
gen. nov., comb. nov., Blautia hansenii comb.  
nov., Blautia hydrogenotrophica comb. nov.,  
Blautia luti comb. nov", INTERNATIONAL  
JOURNAL OF SYSTEMATIC AND  
EVOLUTIONARY MICROBIOLOGY, vol. 58, no. 8,  
1 August 2008 (2008-08-01) , pages 1896-1902,  
XP055005236, ISSN: 1466-5026, DOI:  
10.1099/ijs.0.65208-0**

Note: Within nine months of the publication of the mention of the grant of the European patent in the European Patent Bulletin, any person may give notice to the European Patent Office of opposition to that patent, in accordance with the Implementing Regulations. Notice of opposition shall not be deemed to have been filed until the opposition fee has been paid. (Art. 99(1) European Patent Convention).

**Description****TECHNICAL FIELD**

**[0001]** This invention is in the field of compositions comprising a bacterial strain of the genus *Blautia hydrogenotrophica* having a 16s rRNA sequence that is at least 95% identical to SEQ ID NO:5, for use in a method of treating or preventing diarrhea and/or constipation.

**BACKGROUND TO THE INVENTION**

**[0002]** The human intestine is thought to be sterile *in utero*, but it is exposed to a large variety of maternal and environmental microbes immediately after birth. Thereafter, a dynamic period of microbial colonization and succession occurs, which is influenced by factors such as delivery mode, environment, diet and host genotype, all of which impact upon the composition of the gut microbiota, particularly during early life. Subsequently, the microbiota stabilizes and becomes adult-like [1]. The human gut microbiota contains more than 1500 different phylotypes dominated in abundance levels by two major bacterial divisions (*phyla*), the Bacteroidetes and the Firmicutes [2-3]. The successful symbiotic relationships arising from bacterial colonization of the human gut have yielded a wide variety of metabolic, structural, protective and other beneficial functions. The enhanced metabolic activities of the colonized gut ensure that otherwise indigestible dietary components are degraded with release of by-products providing an important nutrient source for the host and additional health benefits. Similarly, the immunological importance of the gut microbiota is well-recognized and is exemplified in germfree animals which have an impaired immune system that is functionally reconstituted following the introduction of commensal bacteria [4-6].

**[0003]** Dramatic changes in microbiota composition have been documented in gastrointestinal disorders such as inflammatory bowel disease (IBD). For example, the levels of *Clostridium* cluster XIVa and *Clostridium* cluster XI (*F. prausnitzii*) bacteria are reduced in IBD patients whilst numbers of *E. coli* are increased, suggesting a shift in the balance of symbionts and pathobionts within the gut [7-11].

**[0004]** In recognition of the potential positive effect that certain bacterial strains may have on the animal gut, various strains have been proposed for use in the treatment of various diseases (see, for example, [12-15]). A number of strains, including mostly *Lactobacillus* and *Bifidobacterium* strains, have been proposed for use in treating various bowel disorders (see [16] for a review). Strains of the genus *Blautia* have also been proposed for use in modulating the microbial balance of the digestive ecosystem in IBS patients (WO 01/85187). However, the relationship between different bacterial strains and different diseases, and the precise effects of particular bacterial strains on the gut and at a systemic level and on any particular types of diseases, are poorly characterised.

**[0005]** There is a requirement for the potential effects of gut bacteria to be characterised so that new therapies using gut bacteria can be developed.

**[0006]** US 2010/0247489 describes the use of mineral nutrients to treat digestive disorders. US'789 proposes optionally also using numerous different genera of bacteria to prevent a wide variety of abdominal symptoms but does not link any bacteria to any diseases or symptoms.

**[0007]** WO 2016/086206 suggests that bacteria in the order Clostridiales can be used to treat or prevent various conditions but does not link any bacteria to any diseases or symptoms.

**[0008]** WO 2012/142605 proposes that it may be possible to treat a number of different diseases with a combination of microorganisms. WO'605 suggests a large number of possible bacterial species that could be employed, but there is no teaching in WO'605 as to how any of the proposed bacterial species could be used to treat any of the diseases proposed.

**[0009]** WO 02/07741 suggests using various bacteria from the class *Clostridia* to treat gastro-intestinal disorders but does not link any bacteria to any diseases or symptoms. WO 2016/086209 suggests using a large number of possible bacteria in the order Clostridiales to decrease the secretion of pro-inflammatory cytokines and/or increase the secretion of anti-inflammatory cytokines, but there is no teaching as to how any of the proposed bacterial species could be used to treat any of the diseases proposed.

**SUMMARY OF THE INVENTION**

**[0010]** The inventors have developed new therapies for treating and preventing diarrhea and/or constipation. In particular, the inventors have identified that bacterial strains from the genus *Blautia* can be effective for reducing diarrhea and/or constipation. As described in the examples, oral administration of compositions comprising *Blautia hydrogenotrophica* may reduce diarrhea and/or constipation in patients having irritable bowel syndrome (IBS). Therefore, in a first embodiment, the invention provides a composition comprising a bacterial strain of the genus *Blautia hydrogenotrophica* having a 16s rRNA sequence that is at least 95% identical to SEQ ID NO:5, for use in a method of treating or preventing diarrhea and/or constipation.

[0011] In preferred embodiments, the invention provides a composition comprising a bacterial strain of the genus *Blautia hydrogenotrophica* having a 16s rRNA sequence that is at least 95% identical to SEQ ID NO:5, for use in a method of treating or preventing diarrhea and/or constipation in a subject diagnosed with Crohn's disease, ulcerative colitis, or, more preferably, IBS. In some embodiments, the subject diagnosed with IBS has IBS with both diarrhea and constipation. In some embodiments, the subject diagnosed with IBS has IBS with diarrhea but without constipation or with only a small amount of constipation. In some embodiments, the subject diagnosed with IBS has IBS with constipation but without diarrhea or with only a small amount of diarrhea.

[0012] The bacterial strain in the composition is of *Blautia hydrogenotrophica*, as defined in the claims. Closely related strains may also be used, such as bacterial strains that have a 16s rRNA sequence that is at least 95%, 96%, 97%, 98%, 99%, 99.5% or 99.9% identical to the 16s rRNA sequence of a bacterial strain of *Blautia hydrogenotrophica*. Preferably, the bacterial strain has a 16s rRNA sequence that is at least 95%, 96%, 97%, 98%, 99%, 99.5% or 99.9% identical to SEQ ID NO:5. Most preferably, the bacterial strain in the composition is the *Blautia hydrogenotrophica* strain deposited under accession number DSM 10507/14294.

[0013] In certain embodiments, the composition of the invention is for oral administration. Oral administration of the strains of the invention can be effective for treating diarrhea and/or constipation. Also, oral administration is convenient for patients and practitioners and allows delivery to and / or partial or total colonisation of the intestine.

[0014] In certain embodiments, the composition of the invention comprises one or more pharmaceutically acceptable excipients or carriers.

[0015] In certain embodiments, the composition of the invention comprises a bacterial strain that has been lyophilised. Lyophilisation is an effective and convenient technique for preparing stable compositions that allow delivery of bacteria, and is shown to provide effective compositions in the examples.

[0016] In certain embodiments, the invention provides a food product comprising the composition as described above.

[0017] In preferred embodiments, the invention provides a composition comprising a bacterial strain of the genus *Blautia hydrogenotrophica* having a 16s rRNA sequence that is at least 95% identical to SEQ ID NO:5, for use in a method of treating or preventing a disease associated with *Enterobacteriaceae* infection, such as *E. coli* infection. In certain embodiments, the compositions of the invention are for use in treating or preventing diarrhea, gastroenteritis, urinary tract infection or neonatal meningitis.

[0018] In further preferred embodiments, the compositions of the invention are for use in reducing the level of *Enterobacteriaceae* in the gastrointestinal tract, preferably the level of *E. coli*, in the treatment or prevention of IBS, Crohn's disease, ulcerative colitis, functional dyspepsia, diarrhea, gastroenteritis, urinary tract infection or neonatal meningitis.

[0019] In particularly preferred embodiments, the compositions of the invention are for use a method of treating or preventing diarrhea associated with *Enterobacteriaceae* infection, such as *E. coli* infection, or are for use in reducing the level of *Enterobacteriaceae* in the gastrointestinal tract, preferably the level of *E. coli*, in the treatment or prevention of diarrhea.

## BRIEF DESCRIPTION OF DRAWINGS

[0020]

**Figure 1:** Changes in patient symptoms during dosing period (days 1-16) of Phase I clinical trial.

**Figure 2:** Changes in patient symptoms during washout period of Phase I clinical trial.

**Figure 3:** Hydrogen breath test Cmax results for day 1, day 2, day 15 and day 16 for IBS patients treated with Blautix (**Figure 3a**) and IBS patients treated with placebo (**Figure 3b**). **Figure 3c** is a graph comparing the percentage of Blautix treated patients with a reduction in hydrogen between the mean of days 15 and 16 and the mean of days 1 and 2 to the percentage of placebo treated patients with a reduction in hydrogen between these time points.

**Figure 4a:** Hydrogen uncorrected and hydrogen corrected breath test paired data for day 1 and day 15 for Blautix treated IBS patients; **Figure 4b:** graph comparing mean hydrogen uncorrected breath test results for day 1 and day 15 for the Blautix treatment group; **Figure 4c:** graph comparing mean hydrogen corrected breath test results for day 1 and day 15 for the Blautix treatment group.

**Figure 5a:** Hydrogen uncorrected and hydrogen corrected breath test paired data for day 1 and day 15 for placebo treated IBS patients; **Figure 5b:** graph comparing mean hydrogen uncorrected breath test results for day 1 and day 15 for the placebo group; **Figure 5c:** graph comparing mean hydrogen corrected breath test results for day 1 and day 15 for the placebo group.

**Figure 6:** Graphs comparing the mean hydrogen breath test results from day 1 and day 15 for the Bautix treatment group (Verum) and placebo group (**Figure 6a:** uncorrected hydrogen; **Figure 6b:** corrected hydrogen).

## DISCLOSURE OF THE INVENTION

### Bacterial strains

**[0021]** The compositions of the invention comprise a bacterial strain of the genus *Blautia hydrogenotrophica* having a 16s rRNA sequence that is at least 95% identical to SEQ ID NO:5. The examples demonstrate that bacteria of the *Blautia* genus are useful for treating or preventing diarrhea and/or constipation.

**[0022]** Examples of *Blautia* strains include *Blautia hydrogenotrophica*, *B. stercoris*, *B. faecis*, *B. coccoides*, *B. glucerasea*, *B. hansenii*, *B. luti*, *B. producta*, *B. schinkii* and *B. wexlerae*. The *Blautia* species are Gram-reaction-positive, non-motile bacteria that may be either coccoid or oval and all are obligate anaerobes that produce acetic acid as the major end product of glucose fermentation [17]. *Blautia* may be isolated from the human gut, although *B. producta* was isolated from a septicaemia sample.

**[0023]** *Blautia hydrogenotrophica* (previously known as *Ruminococcus hydrogenotrophicus*) has been isolated from the guts of mammals, is strictly anaerobic, and metabolises H<sub>2</sub>/CO<sub>2</sub> to acetate, which may be important for human nutrition and health. The type strain of *Blautia hydrogenotrophica* is S5a33 = DSM 10507 = JCM 14656. The GenBank accession number for the 16S rRNA gene sequence of *Blautia hydrogenotrophica* strain S5a36 is X95624.1 (disclosed herein as SEQ ID NO:5). This exemplary *Blautia hydrogenotrophica* strain is described in [17] and [18]. The S5a33 strain and the S5a36 strain correspond to two subclones of a strain isolated from a faecal sample of a healthy subject. They show identical morphology, physiology and metabolism and have identical 16S rRNA sequences.

**[0024]** Thus, in some embodiments, the *Blautia hydrogenotrophica* for use in the invention has the 16S rRNA sequence of SEQ ID NO:5.

**[0025]** The *Blautia hydrogenotrophica* bacterium deposited under accession number DSM 10507 and also under accession number DSM 14294 was tested in the Examples and is also referred to herein as strain BH. Strain BH was deposited with the Deutsche Sammlung von Mikroorganismen [German Microorganism Collection] (Mascheroder Weg 1b, 38124 Braunschweig, Germany) in 26th January 1996 as "*Ruminococcus hydrogenotrophicus*" under accession number DSM 10507 and also under accession number DSM 14294 as "S5a33" on 14th May 2001. The depositor was INRA Laboratoire de Microbiologie CR de Clermont-Ferrand/Theix 63122 Saint Genes Champanelle, France. Ownership of the deposits has passed to 4D Pharma Plc by way of assignment.

**[0026]** Bacterial strains closely related to the strain tested in the examples are also expected to be effective for treating or preventing diarrhea and/or constipation. In certain embodiments, the bacterial strain for use in the invention has a 16s rRNA sequence that is at least 95%, 96%, 97%, 98%, 99%, 99.5% or 99.9% identical to the 16s rRNA sequence of a bacterial strain of *Blautia hydrogenotrophica*. Preferably, the bacterial strain for use in the invention has a 16s rRNA sequence that is at least 95%, 96%, 97%, 98%, 99%, 99.5% or 99.9% identical to SEQ ID NO:5.

**[0027]** Bacterial strains that are biotypes of the bacterium deposited under accession number DSM 10507/14294 are also expected to be effective for treating or preventing diarrhea and/or constipation. A biotype is a closely related strain that has the same or very similar physiological and biochemical characteristics.

**[0028]** Strains that are biotypes of a bacterium deposited under accession number DSM 10507/14294 and that are suitable for use in the invention may be identified by sequencing other nucleotide sequences for a bacterium deposited under accession number DSM 10507/14294. For example, substantially the whole genome may be sequenced and a biotype strain for use in the invention may have at least 95%, 96%, 97%, 98%, 99%, 99.5% or 99.9% sequence identity across at least 80% of its whole genome (e.g. across at least 85%, 90%, 95% or 99%, or across its whole genome). For example, in some embodiments, a biotype strain has at least 98% sequence identity across at least 98% of its genome or at least 99% sequence identity across 99% of its genome. Other suitable sequences for use in identifying biotype strains may include hsp60 or repetitive sequences such as BOX, ERIC, (GTG)<sub>5</sub>, or REP or [20]. Biotype strains may have sequences with at least 95%, 96%, 97%, 98%, 99%, 99.5% or 99.9% sequence identity to the corresponding sequence of a bacterium deposited under accession number DSM 10507/14294, NCIMB 42381 or NCIMB 42486. In some embodiments, a biotype strain has a sequence with at least 97%, 98%, 99%, 99.5% or 99.9% sequence identity to the corresponding sequence of the *Blautia hydrogenotrophica* strain deposited as DSM 10507/14294 and comprises a 16S rRNA sequence that is at least 99% identical (e.g. at least 99.5% or at least 99.9% identical) to SEQ ID NO:5. In some embodiments, a biotype strain has a sequence with at least 97%, 98%, 99%, 99.5% or 99.9% sequence identity to the corresponding sequence of the *Blautia hydrogenotrophica* strain deposited as DSM 10507/14294 and has the 16S rRNA sequence of SEQ ID NO:5.

**[0029]** Alternatively, strains that are biotypes of a bacterium deposited under accession number DSM 10507/14294 and that are suitable for use in the invention may be identified by using the accession number DSM 10507/14294 deposit, and restriction fragment analysis and/or PCR analysis, for example by using fluorescent amplified fragment length

polymorphism (FAFLP) and repetitive DNA element (rep)-PCR fingerprinting, or protein profiling, or partial 16S or 23s rDNA sequencing. In preferred embodiments, such techniques may be used to identify other *Blautia hydrogenotrophica* strains.

**[0030]** In certain embodiments, strains that are biotypes of a bacterium deposited under accession number DSM 10507/14294 and that are suitable for use in the invention are strains that provide the same pattern as a bacterium deposited under accession number DSM 10507/14294 when analysed by amplified ribosomal DNA restriction analysis (ARDRA), for example when using Sau3AI restriction enzyme (for exemplary methods and guidance see, for example, [21]). Alternatively, biotype strains are identified as strains that have the same carbohydrate fermentation patterns as a bacterium deposited under accession number DSM 10507/14294.

**[0031]** Other *Blautia* strains that are useful in the compositions and methods of the invention, as defined in the claims, such as biotypes of a bacterium deposited under accession number DSM 10507/14294, may be identified using any appropriate method or strategy, including the assays described in the examples. For instance, strains for use in the invention may be identified by culturing bacteria and administering to rats to test in the distension assay. In particular, bacterial strains that have similar growth patterns, metabolic type and/or surface antigens to a bacterium deposited under accession number DSM 10507/14294 may be useful in the invention. A useful strain will have comparable microbiota modulatory activity to the DSM 10507/14294 strain. In particular, a biotype strain will elicit comparable effects on diarrhea and/or constipation to the effects shown in the Examples, which may be identified by using the culturing and administration protocols described in the Examples.

**[0032]** A particularly preferred strain of the invention is the *Blautia hydrogenotrophica* strain deposited under accession number DSM 10507/14294. This is the exemplary BH strain tested in the examples and shown to be effective for treating disease. Therefore, the invention provides a cell, such as an isolated cell, of the *Blautia hydrogenotrophica* strain deposited under accession number DSM 10507/14294, or a derivative thereof, for use in therapy, in particular for the diseases described herein.

**[0033]** A derivative of the strain deposited under accession number DSM 10507/14294 may be a daughter strain (progeny) or a strain cultured (subcloned) from the original. A derivative of a strain of the invention may be modified, for example at the genetic level, without ablating the biological activity.

**[0034]** In particular, a derivative strain of the invention is therapeutically active. A derivative strain will have comparable microbiota modulatory activity to the original DSM 10507/14294 strain. In particular, a derivative strain will elicit comparable effects on diarrhea and/or constipation to the effects shown in the Examples, which may be identified by using the culturing and administration protocols described in the Examples. A derivative of the DSM 10507/14294 strain will generally be a biotype of the DSM 10507/14294 strain.

**[0035]** References to cells of the *Blautia hydrogenotrophica* strain deposited under accession number DSM 10507/14294 encompass any cells that have the same safety and therapeutic efficacy characteristics as the strains deposited under accession number DSM 10507/14294, and such cells are encompassed by the invention.

**[0036]** In preferred embodiments, the bacterial strains in the compositions of the invention are viable and capable of partially or totally colonising the intestine.

### **Therapeutic uses**

**[0037]** In preferred embodiments, the compositions of the invention are for use in treating diarrhea and/or constipation. In some embodiments the composition is for use in treating a patient having both diarrhea and constipation. In some embodiments the composition is for use in treating a patient having diarrhea without constipation. In some embodiments the composition is for use in treating a patient having constipation without diarrhea. Although patients often exhibit either diarrhea or constipation, a single patient may exhibit both conditions at different times. Patients having IBS and/or inflammatory diseases of the intestine often exhibit diarrhea and/or constipation. Accordingly, the invention provides the composition of the invention for use in treating a patient diagnosed with or suspected of having IBS or an inflammatory disease of the intestine. For example, IBS patients may experience alternating cycles of diarrhea and constipation or an IBS patient may be characterised as an IBS patient with diarrhea or an IBS patient with constipation. In some embodiments, a composition of the invention may be used to treat a patient having IBS, a patient having IBS with diarrhea or a patient having IBS with constipation. For example, in some embodiments, the subject diagnosed with IBS has IBS with both diarrhea and constipation. In some embodiments, the subject diagnosed with IBS has IBS with diarrhea but without constipation or with only a small amount of constipation. In some embodiments, the subject diagnosed with IBS has IBS with constipation but without diarrhea or with only a small amount of diarrhea. In some embodiments, the inflammatory disease is of the small intestine, colon or rectum. Diarrhea is a symptom of Crohn's disease and ulcerative colitis. Accordingly, a composition of the invention may be used to treat a patient having Crohn's disease or ulcerative colitis.

**[0038]** As demonstrated in the examples, bacterial compositions of the invention may be effective for reducing diarrhea and/or constipation.

**[0039]** In preferred embodiments, the compositions of the invention are for use in treating or preventing diarrhea and/or constipation associated with Crohn's disease, ulcerative colitis or, more preferably, IBS. In preferred embodiments, the compositions of the invention are for use in treating or preventing diarrhea and/or constipation in a subject diagnosed with Crohn's disease, ulcerative colitis or, more preferably, IBS. In preferred embodiments the compositions of the invention are for use in treating or preventing diarrhea and/or constipation in the treatment of Crohn's disease, ulcerative colitis or, more preferably, IBS. In some embodiments, the patient has abdominal pain and/or bloating in addition to diarrhea and/or constipation. In such embodiments, the patient may have any combination of two, three or all four of these conditions. For example, the patient may have diarrhea, constipation, abdominal pain and bloating; diarrhea, constipation and abdominal pain; diarrhea, constipation and bloating; diarrhea, abdominal pain and/or bloating without constipation; constipation, abdominal pain and/or bloating without diarrhea.

**[0040]** In certain embodiments, the composition may be in the form of a bacterial culture. In some embodiments, the composition may preferably be a lyophilisate.

**[0041]** In some embodiments, the composition of the invention is for use in treating diarrhea and/or constipation in a subject having an increased level of hydrogen in their breath relative to a healthy subject. In some embodiments, the composition of the invention is for use in reducing the hydrogen level in the breath of a subject having diarrhea and/or constipation. The subject is preferably a subject diagnosed as having IBS and/or an inflammatory disease of the intestine. In some embodiments, the inflammatory disease is of the small intestine, colon or rectum. In some embodiments, the subject has been diagnosed with Crohn's disease, ulcerative colitis or, more preferably, IBS, for example one of the types of IBS described herein. Without being bound by theory, it is speculated that the increased hydrogen level arises from the mechanisms underlying the inflammation in the intestine. The examples show that treatment with a composition of the invention reduces the level of hydrogen detected in hydrogen breath tests. Accordingly, the hydrogen levels are preferably assessed using a hydrogen breath test. The hydrogen breath test is well known in the art and so the skilled person will know how to conduct such a test. In some embodiments, the patient is administered lactulose as the substrate for the test.

**[0042]** The hydrogen breath test is also a useful tool for monitoring the effectiveness or likely effectiveness of treatment or prevention using a composition of an invention. For example, a reduction in the level of hydrogen detected in a subject's breath following treatment or prevention by a composition of the invention may indicate that the treatment is having a therapeutic or preventative effect. Accordingly, in some embodiments the methods and uses of the invention further comprise monitoring the hydrogen level in a subject's breath during and/or following treatment or prevention with a composition of the invention and thereby assessing the effectiveness or likely effectiveness of treatment or prevention.

**[0043]** For example, hydrogen levels may be monitored at one or more (e.g. 1, 2, 3, 4 or more than 4) times, for example, including before treatment, at the start of treatment, during treatment, at the end of treatment and/or following treatment, as desired. In some embodiments, the level of hydrogen in the subject's breath at the end and/or following the dosing period (during which the composition is administered to the subject) is compared to the level at the start and/or before the dosing period and a reduction in the level indicates the effectiveness or likely effectiveness of the treatment or prevention. For example, in embodiments in which the dosing period is 16 days, it may be desirable to take measurements at day 1 and day 16, or for example at day 1, day 2, day 15 and day 16. In some embodiments, multiple measurements are taken and the mean of those measurements obtained (for example, the mean of day 1 and day 2 and the mean of day 15 and day 16). In some embodiments, a reduction in at least 40 ppm in the hydrogen level C<sub>max</sub> indicates that the treatment or prevention is effective or likely to be effective. In some embodiments, the hydrogen level in the subject's breath is measured only once, for example, at the end of or following treatment, and the finding that the level is at or close to a predetermined level is indicative that the treatment or prevention is likely to have been effective. The hydrogen breath test is a standard assay and so predetermined levels are known in the art.

**[0044]** In certain embodiments, the compositions of the invention are for use in preventing diarrhea and/or constipation in a subject that is receiving or has received or is about to receive (for example, later the same day, the next day, or within 2, 3, 4, 5, 6, 7, 10, 14 or 21 days) antibiotic treatment or that is suffering from or has suffered from bacterial gastroenteritis. Antibiotic treatment and bacterial gastroenteritis are associated with changes in the gut microbiota that may precede diarrhea and/or constipation and that may be prevented by the compositions of the invention. The compositions of the invention may be administered simultaneously, separately or sequentially with an antibiotic treatment. For example, the compositions of the invention may be administered concurrently with an antibiotic treatment.

**[0045]** In preferred embodiments, treatment with compositions of the invention results in a reduction in diarrhea and/or constipation.

**[0046]** Treatment or prevention of diarrhea and/or constipation may refer to, for example, an alleviation of the severity of symptoms or a reduction in the frequency of exacerbations or the range of triggers that are a problem for the patient.

**[0047]** In certain embodiments, the compositions of the invention are for use in treating or preventing a disease associated with *Enterobacteriaceae* infection, such as *E. coli* infection. In certain embodiments, the compositions of the invention are for use in treating or preventing diarrhea, gastroenteritis, urinary tract infection or neonatal meningitis. In such embodiments the *Enterobacteriaceae* may be a pathogenic strain.

[0048] In certain embodiments, the compositions of the invention are for use in treating or preventing a disease associated with increased levels of *Enterobacteriaceae*, such as *E. coli*. In certain embodiments, the compositions of the invention are for use in treating or preventing diarrhea, gastroenteritis, urinary tract infection or neonatal meningitis. In such embodiments, the *Enterobacteriaceae* may be a commensal or non-pathogenic strain.

[0049] In preferred embodiments, the compositions of the invention are for use in reducing the level of *Enterobacteriaceae* in the gastrointestinal tract, preferably the level of *E. coli*, in the treatment or prevention of a disease associated with increased levels of *Enterobacteriaceae*, such as IBS, Crohn's disease, ulcerative colitis, functional dyspepsia, diarrhea, gastroenteritis, urinary tract infection or neonatal meningitis. *Enterobacteriaceae* and in particular *E. coli* are known to be potential triggers for, or known to exacerbate, Crohn's disease and ulcerative colitis [22-24], so the effect shown in the examples for the compositions of the invention may be beneficial in the treatment of these conditions.

[0050] In certain embodiments, the compositions of the invention are for use in treating or preventing IBS, Crohn's disease, ulcerative colitis, functional dyspepsia, diarrhea, gastroenteritis, urinary tract infection or neonatal meningitis by reducing the level of *Enterobacteriaceae* in the gastrointestinal tract.

### Modes of administration

[0051] Preferably, the compositions of the invention are to be administered to the gastrointestinal tract in order to enable delivery to and / or partial or total colonisation of the intestine with the bacterial strain of the invention. Generally, the compositions of the invention are administered orally, but they may be administered rectally, intranasally, or via buccal or sublingual routes.

[0052] In certain embodiments, the compositions of the invention may be administered as a foam, as a spray or a gel.

[0053] In certain embodiments, the compositions of the invention may be administered as a suppository, such as a rectal suppository, for example in the form of a theobroma oil (cocoa butter), synthetic hard fat (e.g. suppicire, witepsol), glycerol-gelatin, polyethylene glycol, or soap glycerin composition.

[0054] In certain embodiments, the composition of the invention is administered to the gastrointestinal tract via a tube, such as a nasogastric tube, orogastric tube, gastric tube, jejunostomy tube (J tube), percutaneous endoscopic gastrostomy (PEG), or a port, such as a chest wall port that provides access to the stomach, jejunum and other suitable access ports.

[0055] The compositions of the invention may be administered once, or they may be administered sequentially as part of a treatment regimen. In certain embodiments, the compositions of the invention are to be administered daily. The examples demonstrate that administration provides successful colonisation and clinical benefits in treatment of diarrhea and/or constipation.

[0056] In certain embodiments, the compositions of the invention are administered regularly, such as daily, every two days, or weekly, for an extended period of time, such as for at least one week, two weeks, one month, two months, six months, or one year. The examples demonstrate that BH administration may not result in permanent colonisation of the intestines, so regular administration for extended periods of time may provide greater therapeutic benefits.

[0057] In some embodiments the compositions of the invention are administered for 7 days, 14 days, 16 days, 21 days or 28 days or no more than 7 days, 14 days, 16 days, 21 days or 28 days. For example, in some embodiments the compositions of the invention are administered for 16 days.

[0058] In certain embodiments of the invention, treatment according to the invention is accompanied by assessment of the patient's gut microbiota. Treatment may be repeated if delivery of and / or partial or total colonisation with the strain of the invention is not achieved such that efficacy is not observed, or treatment may be ceased if delivery and / or partial or total colonisation is successful and efficacy is observed.

[0059] In certain embodiments, the composition of the invention may be administered to a pregnant animal, for example a mammal such as a human in order to prevent diarrhea and/or constipation developing in her child *in utero* and / or after it is born.

[0060] The compositions of the invention may be administered to a patient that has been diagnosed with diarrhea and/or constipation or a disease or condition associated with diarrhea and/or constipation, or that has been identified as being at risk of diarrhea and/or constipation. The compositions may also be administered as a prophylactic measure to prevent the development of diarrhea and/or constipation in a healthy patient.

[0061] The compositions of the invention may be administered to a patient that has been identified as having an abnormal gut microbiota. For example, the patient may have reduced or absent colonisation by *Blautia*, and in particular *Blautia hydrogenotrophica*, *Blautia stercoris* or *Blautia wexlerae*.

[0062] The compositions of the invention may be administered as a food product, such as a nutritional supplement.

[0063] Generally, the compositions of the invention are for the treatment of humans, although they may be used to treat animals including monogastric mammals such as poultry, pigs, cats, dogs, horses or rabbits. The compositions of the invention may be useful for enhancing the growth and performance of animals. If administered to animals, oral gavage may be used.



**[0064]** In some embodiments, the subject to whom the composition is to be administered is an adult human. In some embodiments, the subject to whom the composition is to be administered is an infant human.

### Compositions

**[0065]** Generally, the composition of the invention comprises bacteria as defined in the claims. In preferred embodiments of the invention, the composition is formulated in freeze-dried form. For example, the composition of the invention may comprise granules or gelatin capsules, for example hard gelatin capsules, comprising a bacterial strain of the invention as defined in the claims.

**[0066]** Preferably, the composition of the invention comprises lyophilised bacteria. Lyophilisation of bacteria is a well-established procedure and relevant guidance is available in, for example, references [25-27]. Lyophilisate compositions may be particularly effective. In preferred embodiments, the compositions of the invention comprises lyophilised bacteria and is for the treatment of diarrhea and/or constipation associated with IBS.

**[0067]** Alternatively, the composition of the invention may comprise a live, active bacterial culture. The examples demonstrate that cultures of the bacteria of the invention are therapeutically effective.

**[0068]** In some embodiments, the bacterial strain in the composition of the invention has not been inactivated, for example, has not been heat-inactivated. In some embodiments, the bacterial strain in the composition of the invention has not been killed, for example, has not been heat-killed. In some embodiments, the bacterial strain in the composition of the invention has not been attenuated, for example, has not been heat-attenuated. For example, in some embodiments, the bacterial strain in the composition of the invention has not been killed, inactivated and/or attenuated. For example, in some embodiments, the bacterial strain in the composition of the invention is live. For example, in some embodiments, the bacterial strain in the composition of the invention is viable. For example, in some embodiments, the bacterial strain in the composition of the invention is capable of partially or totally colonising the intestine. For example, in some embodiments, the bacterial strain in the composition of the invention is viable and capable of partially or totally colonising the intestine.

**[0069]** In some embodiments, the composition comprises a mixture of live bacterial strains and bacterial strains that have been killed.

**[0070]** In preferred embodiments, the composition of the invention is encapsulated to enable delivery of the bacterial strain to the intestine. Encapsulation protects the composition from degradation until delivery at the target location through, for example, rupturing with chemical or physical stimuli such as pressure, enzymatic activity, or physical disintegration, which may be triggered by changes in pH. Any appropriate encapsulation method may be used. Exemplary encapsulation techniques include entrapment within a porous matrix, attachment or adsorption on solid carrier surfaces, self-aggregation by flocculation or with cross-linking agents, and mechanical containment behind a microporous membrane or a microcapsule. Guidance on encapsulation that may be useful for preparing compositions of the invention is available in, for example, references [28-29].

**[0071]** The composition may be administered orally and may be in the form of a tablet, capsule or powder. Encapsulated products are preferred because *Blautia* are anaerobes. Other ingredients (such as vitamin C, for example), may be included as oxygen scavengers and prebiotic substrates to improve the delivery and / or partial or total colonisation and survival *in vivo*. Alternatively, the probiotic composition of the invention may be administered orally as a food or nutritional product, such as milk or whey based fermented dairy product, or as a pharmaceutical product.

**[0072]** The composition may be formulated as a probiotic.

**[0073]** A composition of the invention includes a therapeutically effective amount of a bacterial strain of the invention. A therapeutically effective amount of a bacterial strain is sufficient to exert a beneficial effect upon a patient. A therapeutically effective amount of a bacterial strain may be sufficient to result in delivery to and / or partial or total colonisation of the patient's intestine.

**[0074]** A suitable daily dose of the bacteria, for example for an adult human, may be from about  $1 \times 10^3$  to about  $1 \times 10^{11}$  colony forming units (CFU); for example, from about  $1 \times 10^7$  to about  $1 \times 10^{10}$  CFU; in another example from about  $1 \times 10^6$  to about  $1 \times 10^{10}$  CFU; in another example from about  $1 \times 10^7$  to about  $1 \times 10^{11}$  CFU; in another example from about  $1 \times 10^8$  to about  $1 \times 10^{10}$  CFU; in another example from about  $1 \times 10^8$  to about  $1 \times 10^{11}$  CFU.

**[0075]** In certain embodiments, the dose of the bacteria is at least  $10^9$  cells per day, such as at least  $10^{10}$ , at least  $10^{11}$ , or at least  $10^{12}$  cells per day.

**[0076]** In certain embodiments, the composition contains the bacterial strain in an amount of from about  $1 \times 10^6$  to about  $1 \times 10^{11}$  CFU/g, respect to the weight of the composition; for example, from about  $1 \times 10^8$  to about  $1 \times 10^{10}$  CFU/g. The dose may be, for example, 1 g, 3g, 5g, and 10g.

**[0077]** Typically, a probiotic, such as the composition of the invention, is optionally combined with at least one suitable prebiotic compound. A prebiotic compound is usually a non-digestible carbohydrate such as an oligo- or polysaccharide, or a sugar alcohol, which is not degraded or absorbed in the upper digestive tract. Known prebiotics include commercial products such as inulin and transgalacto-oligosaccharides.

**[0078]** In certain embodiments, the probiotic composition of the present invention includes a prebiotic compound in an amount of from about 1 to about 30% by weight, respect to the total weight composition, (e.g. from 5 to 20% by weight). Carbohydrates may be selected from the group consisting of: fructo- oligosaccharides (or FOS), short-chain fructo-oligosaccharides, inulin, isomalt-oligosaccharides, pectins, xylo-oligosaccharides (or XOS), chitosan-oligosaccharides (or COS), beta-glucans, arable gum modified and resistant starches, polydextrose, D-tagatose, acacia fibers, carob, oats, and citrus fibers. In one aspect, the prebiotics are the short-chain fructo-oligosaccharides (for simplicity shown herein below as FOSs-c.c); said FOSs-c.c. are not digestible carbohydrates, generally obtained by the conversion of the beet sugar and including a saccharose molecule to which three glucose molecules are bonded.

**[0079]** The compositions of the invention may comprise pharmaceutically acceptable excipients or carriers. Examples of such suitable excipients may be found in the reference [30]. Acceptable carriers or diluents for therapeutic use are well known in the pharmaceutical art and are described, for example, in reference [31]. Examples of suitable carriers include lactose, starch, glucose, methyl cellulose, magnesium stearate, mannitol, sorbitol and the like. Examples of suitable diluents include ethanol, glycerol and water. The choice of pharmaceutical carrier, excipient or diluent can be selected with regard to the intended route of administration and standard pharmaceutical practice. The pharmaceutical compositions may comprise as, or in addition to, the carrier, excipient or diluent any suitable binder(s), lubricant(s), suspending agent(s), coating agent(s), solubilising agent(s). Examples of suitable binders include starch, gelatin, natural sugars such as glucose, anhydrous lactose, free-flow lactose, beta-lactose, corn sweeteners, natural and synthetic gums, such as acacia, tragacanth or sodium alginate, carboxymethyl cellulose and polyethylene glycol. Examples of suitable lubricants include sodium oleate, sodium stearate, magnesium stearate, sodium benzoate, sodium acetate, sodium chloride and the like. Preservatives, stabilizers, dyes and even flavouring agents may be provided in the pharmaceutical composition. Examples of preservatives include sodium benzoate, sorbic acid, cysteine and esters of p-hydroxybenzoic acid, for example, in some embodiments the preservative is selected from sodium benzoate, sorbic acid and esters of p-hydroxybenzoic acid. Antioxidants and suspending agents may be also used. A further example of a suitable carrier is saccharose. A further example of a preservative is cysteine.

**[0080]** The compositions of the invention may be formulated as a food product. For example, a food product may provide nutritional benefit in addition to the therapeutic effect of the invention, such as in a nutritional supplement. Similarly, a food product may be formulated to enhance the taste of the composition of the invention or to make the composition more attractive to consume by being more similar to a common food item, rather than to a pharmaceutical composition. In certain embodiments, the composition of the invention is formulated as a milk-based product. The term "milk-based product" means any liquid or semi-solid milk- or whey- based product having a varying fat content. The milk-based product can be, e.g., cow's milk, goat's milk, sheep's milk, skimmed milk, whole milk, milk recombined from powdered milk and whey without any processing, or a processed product, such as yoghurt, curdled milk, curd, sour milk, sour whole milk, butter milk and other sour milk products. Another important group includes milk beverages, such as whey beverages, fermented milks, condensed milks, infant or baby milks; flavoured milks, ice cream; milk-containing food such as sweets.

**[0081]** In some embodiments, the compositions of the invention, as defined in the claims, comprise one or more bacterial strains of the genus *Blautia* and do not contain bacteria from any other genus, or which comprise only *de minimis* or biologically irrelevant amounts of bacteria from another genus.

**[0082]** In certain embodiments, the compositions of the invention contain a single bacterial strain or species and do not contain any other bacterial strains or species. Such compositions may comprise only *de minimis* or biologically irrelevant amounts of other bacterial strains or species. Such compositions may be a culture that is substantially free from other species of organism. In some embodiments, such compositions may be a lyophilisate that is substantially free from other species of organism.

**[0083]** In certain embodiments, the compositions of the invention, as defined in the claims, comprise one or more bacterial strains of the genus *Blautia*, for example, a *Blautia hydrogenotrophica*, and do not contain any other bacterial genus, or which comprise only *de minimis* or biologically irrelevant amounts of bacteria from another genus. In certain embodiments, the compositions of the invention comprise *Blautia hydrogenotrophica*, as defined in the claims, and do not contain any other bacterial species, or comprise only *de minimis* or biologically irrelevant amounts of bacteria from another species. In certain embodiments, the compositions of the invention comprise a single strain of *Blautia hydrogenotrophica*, as defined in the claims, and do not contain any other bacterial strains or species, or which comprise only *de minimis* or biologically irrelevant amounts of bacteria from another strain or species.

**[0084]** In some embodiments, the compositions of the invention comprise more than one bacterial strain or species. For example, in some embodiments, the compositions of the invention comprise more than one strain from within the same species (e.g. more than 1, 2, 3, 4, 5, 6, 7, 8, 9, 10, 15, 20, 25, 30, 35, 40 or 45 strains), and, optionally, do not contain bacteria from any other species. In some embodiments, the compositions of the invention comprise less than 50 strains from within the same species (e.g. less than 45, 40, 35, 30, 25, 20, 15, 12, 10, 9, 8, 7, 6, 5, 4 or 3 strains), and, optionally, do not contain bacteria from any other species. In some embodiments, the compositions of the invention comprise 1-40, 1-30, 1-20, 1-19, 1-18, 1-15, 1-10, 1-9, 1-8, 1-7, 1-6, 1-5, 1-4, 1-3, 1-2, 2-50, 2-40, 2-30, 2-20, 2-15, 2-10,

2-5, 6-30, 6-15, 16-25, or 31-50 strains from within the same species and, optionally, do not contain bacteria from any other species. In some embodiments, the compositions of the invention comprise more than one species from within the same genus (e.g. more than 1, 2, 3, 4, 5, 6, 7, 8, 9, 10, 12, 15, 17, 20, 23, 25, 30, 35 or 40 species), and, optionally, do not contain bacteria from any other genus. In some embodiments, the compositions of the invention comprise less than 50 species from within the same genus (e.g. less than 50, 45, 40, 35, 30, 25, 20, 15, 12, 10, 8, 7, 6, 5, 4 or 3 species), and, optionally, do not contain bacteria from any other genus. In some embodiments, the compositions of the invention comprise 1-50, 1-40, 1-30, 1-20, 1-15, 1-10, 1-9, 1-8, 1-7, 1-6, 1-5, 1-4, 1-3, 1-2, 2-50, 2-40, 2-30, 2-20, 2-15, 2-10, 2-5, 6-30, 6-15, 16-25, or 31-50 species from within the same genus and, optionally, do not contain bacteria from any other genus. The invention comprises any combination of the foregoing.

**[0085]** In some embodiments, the composition comprises a microbial consortium. For example, in some embodiments, the composition comprises the *Blautia* bacterial strain, as defined in the claims, as part of a microbial consortium. For example, in some embodiments, the *Blautia* bacterial strain is present in combination with one or more (e.g. at least 2, 3, 4, 5, 10, 15 or 20) other bacterial strains from other genera with which it can live symbiotically *in vivo* in the intestine. For example, in some embodiments, the composition comprises a bacterial strain of *Blautia hydrogenotrophica* in combination with a bacterial strain from a different genus. In some embodiments, the microbial consortium comprises two or more bacterial strains obtained from a faeces sample of a single organism, e.g. a human. In some embodiments, the microbial consortium is not found together in nature. For example, in some embodiments, the microbial consortium comprises bacterial strains obtained from faeces samples of at least two different organisms. In some embodiments, the two different organisms are from the same species, e.g. two different humans. In some embodiments, the two different organisms are an infant human and an adult human. In some embodiments, the two different organisms are a human and a non-human mammal.

**[0086]** In some embodiments, the composition of the invention additionally comprises a bacterial strain that has the same safety and therapeutic efficacy characteristics as the *Blautia hydrogenotrophica* strain deposited under accession number DSM 10507/14294, but which is not the *Blautia hydrogenotrophica* strain deposited under accession number DSM 10507/14294, or which is not a *Blautia hydrogenotrophica* or which is not a *Blautia*.

**[0087]** In some embodiments in which the composition of the invention comprises more than one bacterial strain, species or genus, the individual bacterial strains, species or genera may be for separate, simultaneous or sequential administration. For example, the composition may comprise all of the more than one bacterial strain, species or genera, or the bacterial strains, species or genera may be stored separately and be administered separately, simultaneously or sequentially. In some embodiments, the more than one bacterial strains, species or genera are stored separately but are mixed together prior to use.

**[0088]** In some embodiments, the bacterial strain for use in the invention is obtained from human adult faeces. In some embodiments in which the composition of the invention comprises more than one bacterial strain, all of the bacterial strains are obtained from human adult faeces or if other bacterial strains are present they are present only in *de minimis* amounts. The bacteria may have been cultured subsequent to being obtained from the human adult faeces and being used in a composition of the invention.

**[0089]** In some embodiments, the one or more *Blautia* bacterial strains is/are the only therapeutically active agent(s) in a composition of the invention as defined in the claims. In some embodiments, the bacterial strain(s) in the composition is/are the only therapeutically active agent(s) in a composition of the invention.

**[0090]** The compositions for use in accordance with the invention may or may not require marketing approval.

**[0091]** In certain embodiments, the invention provides the above pharmaceutical composition, wherein said bacterial strain is lyophilised. In certain embodiments, the invention provides the above pharmaceutical composition, wherein said bacterial strain is spray dried. In certain embodiments, the invention provides the above pharmaceutical composition, wherein the bacterial strain is lyophilised or spray dried and wherein it is live. In certain embodiments, the invention provides the above pharmaceutical composition, wherein the bacterial strain is lyophilised or spray dried and wherein it is viable. In certain embodiments, the invention provides the above pharmaceutical composition, wherein the bacterial strain is lyophilised or spray dried and wherein it is capable of partially or totally colonising the intestine. In certain embodiments, the invention provides the above pharmaceutical composition, wherein the bacterial strain is lyophilised or spray dried and wherein it is viable and capable of partially or totally colonising the intestine.

**[0092]** In some cases, the lyophilised or spray dried bacterial strain is reconstituted prior to administration. In some cases, the reconstitution is by use of a diluent described herein.

**[0093]** The compositions of the invention can comprise pharmaceutically acceptable excipients, diluents or carriers.

**[0094]** In certain embodiments, the invention provides a pharmaceutical composition comprising: a bacterial strain of the invention; and a pharmaceutically acceptable excipient, carrier or diluent; wherein the bacterial strain is in an amount sufficient to treat a disorder when administered to a subject in need thereof; and wherein the disorder is diarrhea and/or constipation, such as diarrhea and/or constipation associated with Crohn's disease, ulcerative colitis or, more preferably, IBS.

**[0095]** In certain embodiments, the invention provides the above pharmaceutical composition, wherein the amount of

the bacterial strain is from about  $1 \times 10^3$  to about  $1 \times 10^{11}$  colony forming units per gram with respect to a weight of the composition.

[0096] In certain embodiments, the invention provides the above pharmaceutical composition, wherein the composition is administered at a dose of 1 g, 3 g, 5 g or 10 g.

[0097] In certain embodiments, the invention provides the above pharmaceutical composition, wherein the composition is administered by a method selected from the group consisting of oral, rectal, subcutaneous, nasal, buccal, and sublingual.

[0098] In certain embodiments, the invention provides the above pharmaceutical composition, comprising a carrier selected from the group consisting of lactose, starch, glucose, methyl cellulose, magnesium stearate, mannitol and sorbitol.

[0099] In certain embodiments, the invention provides the above pharmaceutical composition, comprising a diluent selected from the group consisting of ethanol, glycerol and water.

[0100] In certain embodiments, the invention provides the above pharmaceutical composition, comprising an excipient selected from the group consisting of starch, gelatin, glucose, anhydrous lactose, free-flow lactose, beta-lactose, corn sweetener, acacia, tragacanth, sodium alginate, carboxymethyl cellulose, polyethylene glycol, sodium oleate, sodium stearate, magnesium stearate, sodium benzoate, sodium acetate and sodium chloride.

[0101] In certain embodiments, the invention provides the above pharmaceutical composition, further comprising at least one of a preservative, an antioxidant and a stabilizer.

[0102] In certain embodiments, the invention provides the above pharmaceutical composition, comprising a preservative selected from the group consisting of sodium benzoate, sorbic acid and esters of p-hydroxybenzoic acid.

[0103] In certain embodiments, there is provided the pharmaceutical composition of the invention, wherein the composition does not comprise any minerals, or more specifically, does not comprise any metals with an atomic number greater than 33, for example, wherein the composition does not comprise any minerals from the group consisting of selenium, molybdenum, tungsten, selenium compounds, molybdenum compounds and tungsten compounds.

[0104] In certain embodiments, the invention provides the above pharmaceutical composition, wherein said bacterial strain is lyophilised.

[0105] In certain embodiments, the invention provides the above pharmaceutical composition, wherein when the composition is stored in a sealed container at about 4°C or about 25°C and the container is placed in an atmosphere having 50% relative humidity, at least 80% of the bacterial strain as measured in colony forming units, remains after a period of at least about: 1 month, 3 months, 6 months, 1 year, 1.5 years, 2 years, 2.5 years or 3 years.

[0106] In some embodiments, the composition of the invention is provided in a sealed container comprising a composition as described herein. In some embodiments, the sealed container is a sachet or bottle. In some embodiments, the composition of the invention is provided in a syringe comprising a composition as described herein.

[0107] The composition of the present invention may, in some embodiments, be provided as a pharmaceutical formulation. For example, the composition may be provided as a tablet or capsule. In some embodiments, the capsule is a gelatine capsule ("gel-cap").

[0108] In some embodiments, the compositions of the invention are administered orally. Oral administration may involve swallowing, so that the compound enters the gastrointestinal tract, and/or buccal, lingual, or sublingual administration by which the compound enters the blood stream directly from the mouth.

[0109] Pharmaceutical formulations suitable for oral administration include solid plugs, solid microparticulates, semi-solid and liquid (including multiple phases or dispersed systems) such as tablets; soft or hard capsules containing multi- or nano-particulates, liquids (e.g. aqueous solutions), emulsions or powders; lozenges (including liquid-filled); chews; gels; fast dispersing dosage forms; films; ovules; sprays; and buccal/mucoadhesive patches.

[0110] In some embodiments the pharmaceutical formulation is an enteric formulation, i.e. a gastro-resistant formulation (for example, resistant to gastric pH) that is suitable for delivery of the composition of the invention to the intestine by oral administration. Enteric formulations may be particularly useful when the bacteria or another component of the composition is acid-sensitive, e.g. prone to degradation under gastric conditions.

[0111] In some embodiments, the enteric formulation comprises an enteric coating. In some embodiments, the formulation is an enteric-coated dosage form. For example, the formulation may be an enteric-coated tablet or an enteric-coated capsule, or the like. The enteric coating may be a conventional enteric coating, for example, a conventional coating for a tablet, capsule, or the like for oral delivery. The formulation may comprise a film coating, for example, a thin film layer of an enteric polymer, e.g. an acid-insoluble polymer.

[0112] In some embodiments, the enteric formulation is intrinsically enteric, for example, gastro-resistant without the need for an enteric coating. Thus, in some embodiments, the formulation is an enteric formulation that does not comprise an enteric coating. In some embodiments, the formulation is a capsule made from a thermogelling material. In some embodiments, the thermogelling material is a cellulosic material, such as methylcellulose, hydroxymethylcellulose or hydroxypropylmethylcellulose (HPMC). In some embodiments, the capsule comprises a shell that does not contain any film forming polymer. In some embodiments, the capsule comprises a shell and the shell comprises hydroxypropylmeth-

ylcellulose and does not comprise any film forming polymer (e.g. see [32]). In some embodiments, the formulation is an intrinsically enteric capsule (for example, Vcaps® from Capsugel).

[0113] In some embodiments, the formulation is a soft capsule. Soft capsules are capsules which may, owing to additions of softeners, such as, for example, glycerol, sorbitol, maltitol and polyethylene glycols, present in the capsule shell, have a certain elasticity and softness. Soft capsules can be produced, for example, on the basis of gelatine or starch. Gelatine-based soft capsules are commercially available from various suppliers. Depending on the method of administration, such as, for example, orally or rectally, soft capsules can have various shapes, they can be, for example, round, oval, oblong or torpedo-shaped. Soft capsules can be produced by conventional processes, such as, for example, by the Scherer process, the Accogel process or the droplet or blowing process.

### Culturing methods

[0114] The bacterial strains for use in the present invention can be cultured using standard microbiology techniques as detailed in, for example, references [33-35].

[0115] The solid or liquid medium used for culture may for example be YCFA agar or YCFA medium. YCFA medium may include (per 100ml, approximate values): Casitone (1.0 g), yeast extract (0.25 g), NaHCO<sub>3</sub> (0.4 g), cysteine (0.1 g), K<sub>2</sub>HPO<sub>4</sub> (0.045 g), KH<sub>2</sub>PO<sub>4</sub> (0.045 g), NaCl (0.09 g), (NH<sub>4</sub>)<sub>2</sub>SO<sub>4</sub> (0.09 g), MgSO<sub>4</sub> · 7H<sub>2</sub>O (0.009 g), CaCl<sub>2</sub> (0.009 g), resazurin (0.1 mg), hemin (1 mg), biotin (1 µg), cobalamin (1 µg), *p*-aminobenzoic acid (3 µg), folic acid (5 µg), and pyridoxamine (15 µg).

### General

[0116] The practice of the present invention will employ, unless otherwise indicated, conventional methods of chemistry, biochemistry, molecular biology, immunology and pharmacology, within the skill of the art. Such techniques are explained fully in the literature. See, e.g., references [36-43], etc.

[0117] The term "comprising" encompasses "including" as well as "consisting" e.g. a composition "comprising" X may consist exclusively of X or may include something additional e.g. X + Y.

[0118] The term "about" in relation to a numerical value x is optional and means, for example,  $x \pm 10\%$ .

[0119] The word "substantially" does not exclude "completely" e.g. a composition which is "substantially free" from Y may be completely free from Y. Where necessary, the word "substantially" may be omitted from the definition of the invention.

[0120] References to a percentage sequence identity between two nucleotide sequences means that, when aligned, that percentage of nucleotides are the same in comparing the two sequences. This alignment and the percent homology or sequence identity can be determined using software programs known in the art, for example those described in section 7.7.18 of ref. [44]. A preferred alignment is determined by the Smith-Waterman homology search algorithm using an affine gap search with a gap open penalty of 12 and a gap extension penalty of 2, BLOSUM matrix of 62. The Smith-Waterman homology search algorithm is disclosed in ref. [45].

[0121] Unless specifically stated, a process or method comprising numerous steps may comprise additional steps at the beginning or end of the method, or may comprise additional intervening steps. Also, steps may be combined, omitted or performed in an alternative order, if appropriate.

[0122] Various embodiments of the invention are described herein. It will be appreciated that the features specified in each embodiment may be combined with other specified features, to provide further embodiments. In particular, embodiments highlighted herein as being suitable, typical or preferred may be combined with each other (except when they are mutually exclusive).

## MODES FOR CARRYING OUT THE INVENTION

### Example 1 - Changes in patient symptoms during Phase I clinical trial

[0123] A Phase I clinical trial was conducted in which *Blautia hydrogenotrophica* ("Blautix", strain deposited under accession number DSM 10507 and also under accession number DSM 14294) was administered to human patients having irritable bowel syndrome (IBS). Patients were administered Blautix during a dosing period (days 1-16) with the washout period being day 19-23. Blautix was found to be both safe and well tolerated. Four symptoms were monitored, of which two were diarrhea and constipation. The study recorded whether patients experienced an improvement in, no change in or worsening of each of these symptoms. Results from patients administered Blautix were compared with those obtained using patients administered a placebo. Symptoms were monitored at three time points: day 1, day 15/16 and at the end of the study. The results are shown in Figures 1 and 2.

[0124] When the patients' reported symptoms at day 16 were compared to the baseline from day 1, 82% of 17 IBS

patients receiving Blautix reported an improvement in symptoms (Figure 1). Improvement of symptoms, two of which are diarrhea and constipation, supports the use of Blautix for treating or preventing diarrhea and/or constipation.

[0125] 50% of patients receiving placebo reported an improvement in symptoms (Figure 1). High placebo response rates are an established phenomenon in IBS clinical studies. Xifaxan was recently approved to treat IBS based on much smaller improvements over placebo (see: <http://www.accessdata.fda.gov/spl/data/5ab6fceb-4d22-4480-81fc-8bc28c16770d/5ab6fceb-4d22-4480-81fc-8bc28c16770d.xml>).

[0126] A worsening of symptoms at the study completion (day 19-23) compared to symptoms present upon dosing completion (day 16) is expected based on the teaching presented here. This worsening of symptoms was seen in the Phase I clinical trial: 41% of IBS patients reported worsening of symptoms following cessation of Blautix dosing (Figure 2). The worsening of symptoms, two of which are diarrhea and constipation, following cessation of Blautix dosing therefore also supports the use of Blautix in treating or preventing diarrhea and/or constipation.

### Example 2 - Hydrogen breath test results

[0127] Breath hydrogen levels are a biomarker of Blautix activity - MoA involves metabolism of endogenous H<sub>2</sub> to produce acetate. Human subjects were administered lactulose and hydrogen (H<sub>2</sub>) levels (Cmax) were sampled at four time points: day 1, day 2, day 15 and day 16. Hydrogen uncorrected results were converted to hydrogen corrected results.

[0128] Some patients were excluded from the analysis. There were three reasons why a subject was not included in the hydrogen breath test analysis: 1) They produced a CMAX hydrogen breath test result of <20 on one of the four sampling days and were therefore deemed to have not responded to the test; 2) They were methane producers (taken as producing more methane than hydrogen in the breath test), this affects the hydrogen response; and/or 3) there was an aberrant value obtained in the hydrogen breath test (232 ppm). Subjects 3.12 (Blautix), 3.24 (Blautix), 4.07 (Blautix) were excluded as non-responders. Subjects 3.03 (Blautix) and 3.08 (Placebo) were excluded as methane producers (4.07, mentioned as excluded above, was also a methane producer). Subject 4.09 (Placebo) was excluded due to an aberrant value.

[0129] The results of the corrected hydrogen analysis from the end of the dosing period (day 15/16) were compared to those from the baseline (day 1/2). 10 out of 12 patients (83%) receiving Blautix had a reduction in hydrogen levels over this period (Figure 3a and 3c). In contrast, 3 out of 6 (50%) patients receiving placebo had reduced hydrogen levels (Figure 3b and 3c). These percentages are similar to the percentages of patients exhibiting an improvement in symptoms following Blautix treatment or administration of placebo.

[0130] Figure 4 shows the uncorrected and corrected hydrogen results for the Blautix (Verum) treatment group together with a statistical analysis of the results. The mean values for both uncorrected and corrected H<sub>2</sub> were found to differ between day 1 and day 15. After 13.5 days of treatment, a statistically significant ( $p < 0.05$ ) decrease of H<sub>2</sub> in Cmax breath test was detected after lactulose stimulation. In contrast, for the placebo group, the mean was found to be equivalent for day 1 and day 15 ( $p > 0.05$ ) (Figure 5). Thus, the mean for the treatment group (also referred to as the VERUM group), decreases between day 1 and day 15 whereas the mean for the placebo group is equivalent between day 1 and day 15 for both the uncorrected hydrogen results and the corrected hydrogen results (Figure 6).

### Example 3 - Stability testing

[0131] A composition described herein containing at least one bacterial strain described herein is stored in a sealed container at 25°C or 4°C and the container is placed in an atmosphere having 30%, 40%, 50%, 60%, 70%, 75%, 80%, 90% or 95% relative humidity. After 1 month, 2 months, 3 months, 6 months, 1 year, 1.5 years, 2 years, 2.5 years or 3 years, at least 50%, 60%, 70%, 80% or 90% of the bacterial strain shall remain as measured in colony forming units determined by standard protocols.

### Sequences

[0132]

SEQ ID NO:1 (*Blautia stercoris* strain GAM6-1 16S ribosomal RNA gene, partial sequence - HM626177)

# EP 3 313 422 B1

1 tgcaagtcga gcgaagcgct tacgacagaa ccttcggggg aagatgtaag ggactgagcg  
 61 gcggacgggt gagtaacgcg tgggtaacct gcctcataca gggggataac agttggaaac  
 121 ggctgctaata accgcataag cgcacggtat cgcatagatac agtgtgaaaa actccgggtg  
 181 tatgagatgg acccgctct gattagctag ttggaggggt aacggccac caaggcgacg  
 241 atcagtagcc ggctgagag ggtgaacggc cacattggga ctgagacacg gccagactc  
 301 ctacgggagg cagcagtggg gaatatgtca caatggggga aaccctgatg cagcgacgcc  
 361 gcgtgaagga agaagtatct cggtagtaa acttctatca gcagggaaga aaatgacggg  
 421 acctgactaa gaagccccg ctaactacgt gccagcagcc gcggtaatac gtagggggca  
 481 agcgttatcc ggatttactg ggtgtaaagg gagcgtagac ggaagagcaa gtctgatgtg  
 541 aaaggctggg gcttaacccc aggactgcat tggaaactgt ttttcttgag tgccggagag  
 601 gtaagcggaa ttcctagtgt agcgggtgaa tgcgtagata ttaggaggaa caccagtggc  
 661 gaaggcggct tactggacgg taactgacgt tgaggctcga aagcgtgggg agcaaacagg  
 721 attagatacc ctggtagtcc acgccgtaaa cgatgaatac taggtgttgg ggagcaaagc  
 781 tcttcggtgc cgcagcaaac gcaataagta ttccacctgg ggagtacgtt cgcaagaatg  
 841 aaactcaaag gaattgacgg ggacccgcac aagcgggtga gcatgtggtt taattcgaag  
 901 caacgcgaag aaccttacca agtcttgaca tcgatctgac cggttcgtaa tggaaacctt  
 961 ccttcgggac agagaagaca ggtggtgcat ggttgcgtc agctcgtgct gtgagatgtt  
 1021 ggggttaagtc ccgcaacgag cgcaaccctc atcctcagta gccagcaggt gaagctgggc  
 1081 actctgtgga gactgccagg gataacctgg aggaaggcgg ggacgacgtc aaatcatcat  
 1141 gccccttatg atttgggcta cacacgtgct acaatggcgt aaacaaaggg aagcgagccc  
 1201 gcgaggggga gcaaatccca aaaataacgt ccagttcgg actgcagtct gcaactcgac  
 1261 tgcacgaagc tggaatcgct agtaatcgcg aatcagaatg tcgcggtgaa tacgttccc  
 1321 ggtcttgtag acaccgcccg tcacaccatg ggagtcagta acgcccgaag tc

SEQ ID NO:2 (*Blautia wexlerae* strain WAL 14507 16S ribosomal RNA gene, partial sequence - EF036467)

1 caagtcgaac gggaattant ttattgaaac ttcggtcgat ttaatttaat tctagtggcg  
 61 gacgggtgag taacgcgtgg gtaacctgcc ttatacaggg ggataacagt cagaaatggc  
 121 tgctaatacc gcataagcgc acagagctgc atgggtcagt gtgaaaaact ccggtggtat  
 181 aagatggacc cgcgttggat tagcttgttg gtggggtaac ggcccaccaa ggcgacgac  
 241 catagccggc ctgagagggg gaacggccac attgggactg agacacggcc cagactccta  
 301 cgggaggcag cagtggggaa tattgcacaa tgggggaaac cctgatgcag cgacgcccg  
 361 tgaaggaaga agtatctcgg tatgtaaact tctatcagca gggaagatag tgacgggtacc  
 421 tgactaagaa gccccggcta actacgtgcc agcagcccg gtaatacgt gggggcaagc  
 481 gttatccgga ttactgggt gtaaaggagg cgtagacggg gtggcaagtc tgatgtgaaa

# EP 3 313 422 B1

541 ggcattgggct caacctgtgg actgcattgg aaactgtcat acttgagtgc cggaggggta  
601 agcgggaattc ctagtgtagc ggtgaaatgc gtagatatta ggaggaacac cagtggcgaa  
661 ggcggcttac tggacggtaa ctgacgttga ggctcgaaag cgtgggggagc aaacaggatt  
5 721 agataccctg gtagtccacg ccgtaaacga tgaataacta ggtgtcgggt ggcaaagcca  
781 ttcgggtgccg tcgcaaacgc agtaagtatt ccacctgggg agtacgttcg caagaatgaa  
841 actcaaagga attgacgggg acccgcacaa gcggtggagc atgtggttta attcgaagca  
901 acgcgaagaa ccttaccag tcttgacatc cgcctgaccg atccttaacc ggatctttcc  
10 961 ttcggggacag gcgagacagg tgggtgcatgg ttgtcgtcag ctctgtcgtg gagatgttgg  
1021 gttaagtccc gcaacgagcg caaccctat cctcagtagc cagcatttaa ggtggggcact  
1081 ctgggggagac tgccagggat aacctggagg aaggcgggga tgacgtcaaa tcatcatgcc  
1141 ccttatgatt tgggctacac acgtgctaca atggcgtaaa caaaggaag cgagattgtg  
15 1201 agatggagca aatcccaaaa ataacgtccc agttcggact gtagtctgca acccgactac  
1261 acgaagctgg aatcgctagt aatcgcggat cagaatgccg cggatgaatac gttcccggtg  
1321 cttgtacaca ccgcccgtca caccatggga gtcagtaacg cccgaagtca gtgacctaac  
20 1381 tgcaaagaag gagctgccga aggcgggacc gatgactggg gtgaagtcgt aacaaggt

SEQ ID NO:3 (consensus 16S rRNA sequence for *Blautia stercoris* strain 830)

TTTKGTCTGGCTCAGGATGAACGCTGGCGGCGTGCTTAACACATGCAAGTCGAGCGAAGCGCTTACGACAGAACCTT  
25 CGGGGGAAGATGTAAGGGACTGAGCGGCGGACGGGTGAGTAACGCGTGGGTAACCTGCCTCATAACGGGGGATAACA  
GTTGAAAACGGCTGCTAATACCGCATAAGCGCACAGTATCGCATGATACAGTGTGAAAACTCCGGTGGTATGAGAT  
GGACCCGCGTCTGATTAGCTAGTTGGAGGGGTAACGGCCACCAAGGCGACGATCAGTAGCCGGCCTGAGAGGGTGA  
30 ACGGCCACATTGGGACTGAGACACGGCCAGACTCCTACGGGAGGCAGCAGTGGGGAATATTGCACAATGGGGGAAA  
CCCTGATGCAGCGACGCCGCTGAAGGAAGAAGTATCTCGGTATGTAAACTTCTATCAGCAGGGAAGAAAATGACGG  
TACCTGACTAAGAAGCCCCGGCTAACTACGTGCCAGCAGCCGCGTAATACGTAGGGGGCAAGCGTTATCCGGATTT  
ACTGGGTGTAAAGGGAGCGTAGACGGAAGAGCAAGTCTGATGTGAAAGGCTGGGGCTTAACCCAGGACTGCATTGG  
35 AAAGTGTCTTTCTTGAGTGCCGGAGAGGTAAGCGGAATTCCTAGTGTAGCGGTGAAATGCGTAGATATTAGGAGGAA  
CACCAGTGGCGAAGGCGGCTTACTGGACGGTAACGACGTTGAGGCTCGAAAGCGTGGGGAGCAAACAGGATTAGAT  
ACCCTGGTAGTCCACGCCGTAAACGATGAATACTAGGTGTTGGGGAGCAAAGCTCTTCGGTGCCGCAGCAAACGCAA  
TAAGTATTCCACCTGGGGAGTACGTTCCGAAGAATGAAACTCAAAGGAATTGACGGGGACCCGCACAAGCGGTGGAG  
40 CATGTGGTTTATTCTGAAGCAACGCGAAGAACCCTACCAAGTCTTGACATCGATCTGACCGGTTCTGTAATGGAACCTT  
TCCTTCGGGACAGAGAAGACAGGTGGTGCATGGTTGTCGTCAGCTCGTGTGTCGTGAGATGTTGGGTTAAGTCCCGCAA  
CGAGCGCAACCCCTATCGTCAGTAGCCAGCAGGTAAAGCTGGGCACCTCTGAGGAGACTGCCAGGGATAACCTGGAGG  
45 AAGGCGGGGACGACGTCAAATCATCATGCCCTTATGATTTGGGCTACACACGTGCTACAATGGCGTAACAAAGGG  
AAGCGAGCCCGCGAGGGGGAGCAAATCCCCAAAATAACGTCCCAGTTCGGACTGCAGTCTGCAACTCGACTGCACGA  
AGCTGGAATCGCTAGTAATCGGAATCAGAATGTGCGGTGAATACGTTCGCCGGTCTTGTACACACCGCCCGTCAC  
ACCATGGGAGTCAGTAACGCCCGAAGTCAGTGACCCAACCTTAGGGAGGGAGCTGCCGAAGGCGGGATTGATAACTG  
50 GGGTGAAGTCTAGGGGGT

SEQ ID NO:4 (consensus 16S rRNA sequence for *Blautia wexlerae* strain MRX008)

TTCATTGAGACTTCGGTGGATTTAGATTCTATTTCTAGTGGCGGACGGGTGAGTAACGCGTGGGTAACCTGCCTTAT  
55 ACAGGGGGATAACAGTCAGAAATGGCTGCTAATACCGCATAAGCGCACAGAGCTGCATGGCTCAGTGTGAAAACTC



# EP 3 313 422 B1

CGGTGGTATAAGATGGACCCGCGTTGGATTAGCTTGTGGTGGGGTAACGGCCACCAAGGCGACGATCCATAGCCG  
 GCCTGAGAGGGTGAACGGCCACATTGGGACTGAGACACGGCCAGACTCCTACGGGAGGCAGCAGTGGGGAATATTG  
 CACAATGGGGGAAACCTTGATGCAGCGACGCCGCGTGAAGGAAGAAGTATCTCGGTATGTAACTTCTATCAGCAGG  
 5 GAAGATAGTGACGGTACCTGACTAAGAAGCCCCGGCTAACTACGTGCCAGCAGCCGCGGTAATACGTAGGGGGCAAG  
 CGTTATCCGGATTTACTGGGTGTAAAGGGAGCGTAGACGGTGTGGCAAGTCTGATGTGAAAGGCATGGGCTCAACCT  
 GTGGACTGCATTGGAACTGTCATACTTGAGTGCCGGAGGGGTAAGCGGAATTCCTAGTGTAGCGGTGAAATGCGTA  
 10 GATATTAGGAGGAACACCAGTGGCGAAGGCGGCTTACTGGACGGTAACCTGACGTTGAGGCTCGAAAGCGTGGGGAGC  
 AAACAGGATTAGATACCTGGTAGTCCACGCCGTAAACGATGAATACTAGGTGTCNNGGGAGCATGGCTCTTCGGTG  
 CCGTCGCAAACGCAGTAAGTATTCACCTGGGGAGTACGTTGCAAGAATGAACTCAAAGGAATTGACGGGGACCC  
 GCACAAGCGGTGGAGCATGTGGTTTAATTCGAAGCAACGCGAAGAACCTTACCAAGTCTTGACATCCGCCTGACCGA  
 15 TCCTTAACCGGATCTTTCCTTCGGGACAGGCGAGACAGGTGGTGCATGGTTGTCGTCAGCTCGTGTCTGAGATGTT  
 GGGTTAAGTCCCGCAACGAGCGCAACCCCTATCCTCAGTAGCCAGCATTTAAGGTGGGCACTCTGGGGAGACTGCCA  
 GGGATAACCTGGAGGAAGGCGGGGATGACGTCAAATCATCATGCCCTTATGATTGGGCTACACACGTGCTACAAT  
 GGCGTAAACAAAAGGAAGCGAGATCGTGAGATGGAGCAAATCCCAAAAATAACGTCCAGTTCGGACTGTAGTCTGC  
 20 AACCCGACTACACGAAGCTGGAATCGCTAGTAATCGCGGATCAGAATGCCGCGGTGAATACGTTCCCGGGTCTTGTA  
 CACACCGCCCGTACACCATGGGAGTCAGTAACGCCCGAAGTCAGTGACCTAACTGCAAAGAAGGAGCTGCCGAA

SEQ ID NO:5 (*Blautia hydrogenotrophica* strain S5a36 16S ribosomal RNA gene, partial sequence - X95624.1)

1 gatgaacgct ggcggcgtgc ttaacacatg caagtcgaac gaagcgatag agaacggaga  
 61 ttctcggttga agttttctat tgactgagtg gcgacgggt gagtaacgcg tgggtaacct  
 121 gccctataca gggggataac agttagaaat gactgctaata accgcataag cgcacagctt  
 181 cgcatagaagc ggtgtgaaaa actgaggtgg tataggatgg accgcggttg gattagctag  
 241 ttggtgaggt aacggccac caaggcgacg atccatagcc ggcctgagag ggtgaacggc  
 301 cacattggga ctgagacacg gcccaaaactc ctacgggagg cagcagtggtg gaatattgca  
 361 caatggggga aacctgatg cagcgacgcc gcgtgaagga agaagtatct cggatatgtaa  
 421 acttctatca gcagggaaga aagtgcggt acctgactaa gaagccccgg ctaattacgt  
 481 gccagcagcc gcggaataac gtaaggggca agcgttatcc ggatttactg ggtgtaaagg  
 541 gagcgtagac ggtttggcaa gtctgatgtg aaaggcatgg gctcaacctg tggactgcat  
 601 tggaaactgt cagacttgag tgccggagag gcaagcgga ttcctagtgt agcggtgaaa  
 661 tgcgtagata ttaggaggaa caccagtggc gaaggcggcc tgctggacgg taactgacgt  
 721 tgaggctcga aagcgtgggg agcaaacagg attagatacc ctggtagtcc acgctgtaaa  
 781 cgatgaatac taggtgtcgg gtggcaaagc cattcgggtg cgcagcaaac gcaataagta  
 841 ttcccacctg gggagtacgt tcgcaagaat gaaactcaa ggaattgacg gggaccgcga  
 901 caagcgggtg agcatgtggt ttaattcgaa gcaacgcga gaaccttacc aaatcttgac  
 961 atccctctga ccgggaagta atgttccctt ttcttcggaa cagaggagac aggtggtgca  
 1021 tggttgtcgt cagctcgtgt cgtgagatgt tgggttaagt cccgcaacga gcgcaacctt  
 1081 tattcttagt agccagcagg tagagctggg cactctaggg agactgccag ggataacctg  
 1141 gaggaagggtg gggatgacgt caaatcatca tgccccttat gatttgggct acacacgtgc  
 1201 tacaatggcg taaacaaagg gaagcgaagg ggtgacctgg agcaaactc aaaaataacg  
 1261 tctcagttcg gattgtagtc tgcaactcga ctacatgaag ctggaatcgc tagtaatcgc  
 1321 gaatcagaat gtcgcggtga atacgttccc gggctcttga cacaccgccc gtcacaccat  
 1381 gggagtcagt aacgcccga gtcagtgacc caaccnaag gagggagctg ccgaagggtg  
 1441 gactgataac tggggtga

## REFERENCES

[0133]

- 5 [1] Spor et al. (2011) *Nat Rev Microbiol.* 9(4):279-90.
- [2] Eckburg et al. (2005) *Science.* 10;308(5728):1635-8.
- [3] Tap et al. (2009) *Environ Microbiol.* 11(10):2574-84
- [4] Macpherson et al. (2001) *Microbes Infect.* 3(12):1021-35
- [5] Macpherson et al. (2002) *Cell Mol Life Sci.* 59(12):2088-96.
- 10 [6] Mazmanian et al. (2005) *Cell* 15;122(1):107-18.
- [7] Frank et al. (2007) *PNAS* 104(34):13780-5.
- [8] Scanlan et al. (2006) *J Clin Microbiol.* 44(11):3980-8.
- [9] Kang et al. (2010) *Inflamm Bowel Dis.* 16(12):2034-42.
- [10] Machiels et al. (2013) *Gut.* 63(8):1275-83.
- 15 [11] Lopetuso et al. (2013), *Gut Pathogens*, 5: 23
- [12] WO 2013/050792
- [13] WO 03/046580
- [14] WO 2013/008039
- [15] WO 2014/167338
- 20 [16] Lee and Lee (2014) *World J Gastroenterol.* 20(27): 8886-8897.
- [17] Liu et al. (2008) *Int J Syst Evol Microbiol* 58, 1896-1902.
- [18] Bernalier et al. (1996) *Arch. Microbiol.* 166 (3), 176-183.
- [20] Masco et al. (2003) *Systematic and Applied Microbiology*, 26:557-563.
- [21] Srutková et al. (2011) *J. Microbiol. Methods*, 87(1):10-6.
- 25 [22] Darfeuille-Michaud et al. (2004) *Gastroenterology* 127(2):412-21.
- [23] Strus et al. (2015) *Cent Eur J Immunol.* 40(4):420-30.
- [24] Petersen et al. (2015) *Scand J Gastroenterol.*;50(10):1199-207.
- [25] Miyamoto-Shinohara et al. (2008) *J. Gen. Appl. Microbiol.*, 54, 9-24.
- [26] *Cryopreservation and Freeze-Drying Protocols*, ed. by Day and McLellan, Humana Press.
- 30 [27] Leslie et al. (1995) *Appl. Environ. Microbiol.* 61, 3592-3597.
- [28] Mitropoulou et al. (2013) *J Nutr Metab.* (2013) 716861.
- [29] Kailasapathy et al. (2002) *Curr Issues Intest Microbiol.* 3(2):39-48.
- [30] *Handbook of Pharmaceutical Excipients*, 2nd Edition, (1994), Edited by A Wade and PJ Weller
- [31] *Remington's Pharmaceutical Sciences*, Mack Publishing Co. (A. R. Gennaro edit. 1985)
- 35 [32] US 2016/0067188
- [33] *Handbook of Microbiological Media*, Fourth Edition (2010) Ronald Atlas, CRC Press.
- [34] *Maintaining Cultures for Biotechnology and Industry* (1996) Jennie C. Hunter-Cevera, Academic Press
- [35] Strobel (2009) *Methods Mol Biol.* 581:247-61.
- [36] Gennaro (2000) *Remington: The Science and Practice of Pharmacy*. 20th edition, ISBN: 0683306472.
- 40 [37] *Molecular Biology Techniques: An Intensive Laboratory Course*, (Ream et al., eds., 1998, Academic Press).
- [38] *Methods In Enzymology* (S. Colowick and N. Kaplan, eds., Academic Press, Inc.)
- [39] *Handbook of Experimental Immunology*, Vols. I-IV (D.M. Weir and C.C. Blackwell, eds, 1986, Blackwell Scientific Publications)
- [40] Sambrook et al. (2001) *Molecular Cloning: A Laboratory Manual*, 3rd edition (Cold Spring Harbor Laboratory Press).
- 45 [41] *Handbook of Surface and Colloidal Chemistry* (Birdi, K.S. ed., CRC Press, 1997)
- [42] Ausubel et al. (eds) (2002) *Short protocols in molecular biology*, 5th edition (Current Protocols).
- [43] *PCR (Introduction to Biotechniques Series)*, 2nd ed. (Newton & Graham eds., 1997, Springer Verlag)
- [44] *Current Protocols in Molecular Biology* (F.M. Ausubel et al., eds., 1987) Supplement 30
- 50 [45] Smith & Waterman (1981) *Adv. Appl. Math.* 2: 482-489.

## SEQUENCE LISTING

[0134]

55

&lt;110&gt; 4D PHARMA PLC

&lt;120&gt; COMPOSITIONS COMPRISING BACTERIAL STRAINS

# EP 3 313 422 B1

<130> P068687WO

<141> 2017-03-06

5 <150> GB 1612190.7  
<151> 2016-07-13

<150> GB 1616018.6  
10 <151> 2016-09-20

<150> GB 1616016.0  
<151> 2016-09-20

<150> GB 1703548.6  
15 <151> 2017-03-06

<150> GB 1703552.8  
<151> 2017-03-06

20 <160> 5

<170> SeqWin2010, version 1.0

25 <210> 1  
<211> 1372  
<212> DNA  
<213> *Blautia stercoris*

30 <400> 1

|            |            |             |            |             |             |      |
|------------|------------|-------------|------------|-------------|-------------|------|
| tgcaagtcga | gcgaagcgct | tacgacagaa  | ccttcggggg | aagatgtaag  | ggactgagcg  | 60   |
| gcggacgggt | gagtaacgcg | tgggtaacct  | gcctcataca | gggggataac  | agttggaaac  | 120  |
| ggctgctaag | accgcataag | cgcacgggtat | cgcatgatac | agtgtgaaaa  | actccggtgg  | 180  |
| tatgagatgg | acccgcgtct | gattagctag  | ttggaggggt | aacggcccac  | caaggcgacg  | 240  |
| atcagtagcc | ggcctgagag | ggtgaacggc  | cacattggga | ctgagacacg  | gcccagactc  | 300  |
| ctacgggagg | cagcagtggg | gaatattgca  | caatggggga | aaccctgatg  | cagcgacgcc  | 360  |
| gcgtgaagga | agaagtatct | cggtatgtaa  | acttctatca | gcagggaaga  | aaatgacggt  | 420  |
| acctgactaa | gaagcccccg | ctaactacgt  | gccagcagcc | gcggtaatac  | gtagggggca  | 480  |
| agcgttatcc | ggatttactg | ggtgtaaagg  | gagcgtagac | ggaagagcaa  | gtctgatgtg  | 540  |
| aaaggctggg | gcttaacccc | aggactgcat  | tggaaactgt | ttttcttgag  | tgccgggagag | 600  |
| gtaagcggaa | ttcctagtgt | agcggtgaaa  | tgcgtagata | ttaggaggaa  | caccagtggc  | 660  |
| gaaggcggct | tactggacgg | taactgacgt  | tgaggctcga | aagcgtgggg  | agcaaacagg  | 720  |
| attagatacc | ctggtagtcc | acgccgtaaa  | cgatgaatac | taggtgttgg  | ggagcaaagc  | 780  |
| tcttcggtgc | cgcagcaaac | gcaataagta  | ttccacctgg | ggagtacgtt  | cgcaagaatg  | 840  |
| aaactcaaag | gaattgacgg | ggacccgcac  | aagcggtgga | gcatgtggtt  | taattcgaag  | 900  |
| caacgcgaag | aaccttacca | agtcttgaca  | tcgatctgac | cggttcgtaa  | tggaaaccttt | 960  |
| ccttcgggac | agagaagaca | ggtggtgcat  | ggttgtcgtc | agctcgtgtc  | gtgagatggt  | 1020 |
| gggttaagtc | ccgcaacgag | cgcaacccct  | atcctcagta | gccagcaggt  | gaagctgggc  | 1080 |
| actctgtgga | gactgccagg | gataacctgg  | aggaaggcgg | ggacgacgtc  | aaatcatcat  | 1140 |
| gccccttatg | atttgggcta | cacacgtgct  | acaatggcgt | aaacaaaggg  | aagcgagccc  | 1200 |
| gcgaggggga | gcaaatacca | aaaataacgt  | cccagttcgg | actgcagtct  | gcaactcgac  | 1260 |
| tgcacgaagc | tggaatcgct | agtaatcgcg  | aatcagaatg | tcgcgggtgaa | tacgttcccg  | 1320 |
| ggtcttgtac | acaccgcccg | tcacaccatg  | ggagttagta | acgcccgaag  | tc          | 1372 |

55 <210> 2  
<211> 1438  
<212> DNA  
<213> *Blautia wexlerae*

# EP 3 313 422 B1

<220>  
 <221> modified base  
 <222> 19  
 <223> 'n' is a, c, g or t

5  
 <400> 2

|    |             |            |            |             |             |             |      |
|----|-------------|------------|------------|-------------|-------------|-------------|------|
| 10 | caagtcgaac  | gggaattant | ttattgaaac | ttcgggtcgat | ttaattttaat | tctagtgggcg | 60   |
|    | gacgggtgag  | taacgcgtgg | gtaacctgcc | ttatacaggg  | ggataacagt  | cagaaatggc  | 120  |
|    | tgctaataacc | gcataagcgc | acagagctgc | atgggtcagt  | gtgaaaaact  | ccggtggtat  | 180  |
|    | aagatggacc  | cgcgttggat | tagcttggtg | gtggggtaac  | ggcccaccaa  | ggcgacgatc  | 240  |
|    | catagccggc  | ctgagagggg | gaacggccac | attgggactg  | agacacggcc  | cagactccta  | 300  |
|    | cgggaggcag  | cagtggggaa | tattgcacaa | tgggggaaac  | cctgatgcag  | cgacgccgcg  | 360  |
|    | tgaaggaaga  | agtatctcgg | tatgtaaact | tctatcagca  | gggaagatag  | tgacggtacc  | 420  |
| 15 | tgactaagaa  | gccccggcta | actacgtgcc | agcagccgcg  | gtaatacgta  | gggggcaagc  | 480  |
|    | gttatccgga  | tttactgggt | gtaaagggag | cgtagacggg  | gtggcaagtc  | tgatgtgaaa  | 540  |
|    | ggcatgggct  | caacctgtgg | actgcattgg | aaactgtcat  | acttgagtgc  | cggaggggta  | 600  |
|    | agcgggaattc | ctagtgtagc | ggtgaaatgc | gtagatatta  | ggaggaacac  | cagtggcgaa  | 660  |
|    | ggcggccttac | tggacggtaa | ctgacgttga | ggctcgaaag  | cgtggggagc  | aaacaggatt  | 720  |
| 20 | agataccctg  | gtagtccacg | ccgtaaacga | tgaataacta  | gggtgcgggt  | ggcaaagcca  | 780  |
|    | ttcggtgccg  | tcgcaaacgc | agtaagtatt | ccacctgggg  | agtacgttcg  | caagaatgaa  | 840  |
|    | actcaaagga  | attgacgggg | acccgcacaa | gcggtggagc  | atgtggttta  | attcgaagca  | 900  |
|    | acgcgaagaa  | ccttaccaa  | tcttgacatc | cgcttgaccg  | atccttaacc  | ggatctttcc  | 960  |
|    | ttcgggacag  | gcgagacagg | tggtgcatgg | ttgtcgtcag  | ctcgtgtcgt  | gagatggtgg  | 1020 |
| 25 | gttaagtccc  | gcaacgagcg | caacccttat | cctcagtagc  | cagcatttaa  | ggtgggcact  | 1080 |
|    | ctggggagac  | tgccagggat | aacctggagg | aaggcgggga  | tgacgtcaaa  | tcatcatgcc  | 1140 |
|    | ccttatgatt  | tgggctacac | acgtgctaca | atggcgtaaa  | caaagggaag  | cgagattgtg  | 1200 |
|    | agatggagca  | aatcccaaaa | ataacgtccc | agttcggact  | gtagtctgca  | acccgactac  | 1260 |
|    | acgaagctgg  | aatcgctagt | aatcgcggat | cagaatgccg  | cggtgaatac  | gttcccgggt  | 1320 |
| 30 | cttgtacaca  | ccgcccgtca | caccatggga | gtcagtaacg  | cccgaagtca  | gtgacctaac  | 1380 |
|    | tgcaaagaag  | gagctgccga | aggcgggacc | gatgactggg  | gtgaagtcgt  | aacaaggt    | 1438 |

<210> 3  
 <211> 1481  
 <212> DNA  
 <213> *Blautia stercoris*

<220>  
 <221> modified base  
 <222> 4  
 <223> 'k' is g or t

<400> 3

# EP 3 313 422 B1

|    |             |            |             |            |            |             |      |
|----|-------------|------------|-------------|------------|------------|-------------|------|
|    | tttkgtctgg  | ctcaggatga | acgctggcgg  | cgtgcttaac | acatgcaagt | cgagcgaagc  | 60   |
|    | gcttacgaca  | gaaccttcgg | gggaagatgt  | aagggactga | gcggcggacg | ggtgagtaac  | 120  |
|    | gcgtgggtaa  | cctgcctcat | acagggggat  | aacagttgga | aacggctgct | aataccgcat  | 180  |
| 5  | aagcgcacag  | tatcgcatga | tacagtgtga  | aaaactccgg | tggtatgaga | tggacccgcg  | 240  |
|    | tctgattagc  | tagttggagg | ggtaacggcc  | caccaaggcg | acgatcagta | gccggcctga  | 300  |
|    | gagggatgaac | ggccacattg | ggactgagac  | acggcccaga | ctcctacggg | aggcagcagt  | 360  |
|    | ggggaatatt  | gcacaatggg | ggaaaccctg  | atgcagcgac | gccgcgtgaa | ggaagaagta  | 420  |
|    | tctcggatatg | taaacttcta | tcagcagggg  | agaaaatgac | ggtacctgac | taagaagccc  | 480  |
|    | cggctaacta  | cgtgccagca | gccgcggtaa  | tacgtagggg | gcaagcgtaa | tccggattta  | 540  |
| 10 | ctgggtgtaa  | agggagcgta | gacggaagag  | caagtctgat | gtgaaaggct | ggggcttaac  | 600  |
|    | cccaggactg  | cattggaaac | tgtttttctt  | gagtgccgga | gaggtaaagc | gaattcctag  | 660  |
|    | tgtagcgggtg | aaatgcgtag | atattaggag  | gaacaccagt | ggcgaaggcg | gcttactgga  | 720  |
|    | cggtaactga  | cgttgaggct | cgaagcgtg   | gggagcaaac | aggattagat | accctggtag  | 780  |
|    | tccacgccgt  | aaacgatgaa | tactaggtgt  | tggggagcaa | agctcttcgg | tgccgcagca  | 840  |
| 15 | aacgcaataa  | gtattccacc | tggggagtag  | gttcgcaaga | atgaaactca | aaggaattga  | 900  |
|    | cggggacccg  | cacaagcggg | ggagcatgtg  | gtttattcga | agcaacgcga | agaaccttac  | 960  |
|    | caagtcttga  | catcgatctg | accggttcgt  | aatggaacct | ttccttcggg | acagagaaga  | 1020 |
|    | caggtggtgc  | atggttgtcg | tcagctcgtg  | tcgtgagatg | ttgggttaag | tcccgcacacg | 1080 |
|    | agcgcaaccc  | ctatcgtcag | tagccagcag  | gtaaagctgg | gcactctgag | gagactgccca | 1140 |
| 20 | gggataacct  | ggaggaaggc | ggggacgacg  | tcaaatcatc | atgcccctta | tgatttgggc  | 1200 |
|    | tacacacgtg  | ctacaatggc | gtaaacaaag  | ggaagcgagc | ccgcgagggg | gagcaaattcc | 1260 |
|    | caaaaataac  | gtcccagttc | ggactgcagt  | ctgcaactcg | actgcacgaa | gctggaatcg  | 1320 |
|    | ctagtaatcg  | cgaatcagaa | tgtcgcgggtg | aatacgttcc | cgggtcttgt | acacaccgcc  | 1380 |
| 25 | cgtcacacca  | tgggagtcag | taacgcccga  | agtcagtgcg | ccaaccttag | ggagggagct  | 1440 |
|    | gccgaaggcg  | ggattgataa | ctgggggtgaa | gtctaggggg | t          |             | 1481 |

<210> 4

<211> 1384

<212> DNA

30 <213> *Blautia wexlerae*

<220>

<221> modified base

<222> 749

35 <223> 'n' is a, c, g or t

<400> 4

40

45

50

55

# EP 3 313 422 B1

|    |            |            |            |            |             |            |      |
|----|------------|------------|------------|------------|-------------|------------|------|
|    | ttcattgaga | cttcggtgga | tttagattct | atttctagtg | gcggacgggt  | gagtaacgcg | 60   |
|    | tggttaacct | gccttataca | gggggataac | agtcagaaat | ggctgctaata | accgcataag | 120  |
|    | cgcacagagc | tgcatggctc | agtgtgaaaa | actccggtgg | tataagatgg  | acccgcgttg | 180  |
| 5  | gattagcttg | ttggtgggg  | aacggccac  | caaggcgacg | atccatagcc  | ggcctgagag | 240  |
|    | ggtgaacggc | cacattggga | ctgagacacg | gcccagactc | ctacgggagg  | cagcagtggg | 300  |
|    | gaatattgca | caatggggga | aaccctgatg | cagcgacgcc | gcgtgaagga  | agaagtatct | 360  |
|    | cggatgtaa  | acttctatca | gcagggaaga | tagtgacggg | acctgactaa  | gaagcccccg | 420  |
|    | ctaactacgt | gccagcagcc | gcggtaatat | gtagggggca | agcggttatcc | ggatttactg | 480  |
|    | ggtgtaaagg | gagcgtagac | ggtgtggcaa | gtctgatgtg | aaaggcatgg  | gctcaacctg | 540  |
| 10 | tggactgcat | tggaaactgt | catacttgag | tgccggaggg | gtaagcggaa  | ttcctagtgt | 600  |
|    | agcggtgaaa | tgcgtagata | ttaggaggaa | caccagtggc | gaaggcggct  | tactggacgg | 660  |
|    | taactgacgt | tgaggctcga | aagcgtgggg | agcaaacagg | attagatacc  | ctggtagtcc | 720  |
|    | acgccgtaaa | cgatgaatac | taggtgtcng | gggagcatgg | ctcttcggtg  | ccgtcgcaaa | 780  |
|    | cgcagtaagt | attccacctg | gggagtacgt | tcgcaagaat | gaaactcaaa  | ggaattgacg | 840  |
| 15 | gggacccgca | caagcgggtg | agcatgtggt | ttaattcgaa | gcaacgcgaa  | gaaccttacc | 900  |
|    | aagtcttgac | atccgcctga | ccgatcctta | accggatctt | tccttcggga  | caggcgagac | 960  |
|    | aggtggtgca | tggttgtcgt | cagctcgtgt | cgtgagatgt | tgggttaagt  | cccgcaccca | 1020 |
|    | gcgcaacccc | tatcctcagt | agccagcatt | taaggtgggc | actctggggg  | gactgccagg | 1080 |
|    | gataacctgg | aggaaggcgg | ggatgacgtc | aatcatcat  | gccccttatg  | atttgggcta | 1140 |
|    | cacacgtgct | acaatggcgt | aaacaaaggg | aagcgagatc | gtgagatgga  | gcaaatacca | 1200 |
| 20 | aaaataacgt | cccagttcgg | actgtagtct | gcaacccgac | tacacgaagc  | tggaatcgct | 1260 |
|    | agtaatcgcg | gatcagaatg | ccgcggtgaa | tacgttcccg | ggtcttgtag  | acaccgccc  | 1320 |
|    | tcacaccatg | ggagtcagta | acgcccgaag | tcagtgacct | aactgcaaa   | aaggagctgc | 1380 |
|    | cga        |            |            |            |             |            | 1384 |

25 <210> 5  
 <211> 1458  
 <212> DNA  
 <213> *Blautia hydrogenotrophica*

30 <220>  
 <221> modified base  
 <222> 1416  
 <223> 'n' is a, c, g or t

35 <400> 5

|    |             |            |            |             |            |            |     |
|----|-------------|------------|------------|-------------|------------|------------|-----|
|    | gatgaacgct  | ggcggcgtgc | ttaacacatg | caagtcgaac  | gaagcgatag | agaacggaga | 60  |
|    | tttcggttga  | agttttctat | tgactgagtg | gcggacgggt  | gagtaacgcg | tggttaacct | 120 |
|    | gccctataca  | gggggataac | agttagaaat | gactgctaata | accgcataag | cgcacagctt | 180 |
| 40 | cgcatagaagc | ggtgtgaaaa | actgaggtgg | tataggatgg  | acccgcgttg | gattagctag | 240 |
|    | ttggtgaggt  | aacggccac  | caaggcgacg | atccatagcc  | ggcctgagag | ggtgaacggc | 300 |
|    | cacattggga  | ctgagacacg | gcccacactc | ctacgggagg  | cagcagtggg | gaatattgca | 360 |
|    | caatggggga  | aaccctgatg | cagcgacgcc | gcgtgaagga  | agaagtatct | cggatgtaa  | 420 |
|    | acttctatca  | gcagggaaga | aagtacggg  | acctgactaa  | gaagcccccg | ctaattacgt | 480 |
| 45 | gccagcagcc  | gcggtaatat | gtaaggggca | agcggttatcc | ggatttactg | ggtgtaaagg | 540 |
|    | gagcgtagac  | ggtttggcaa | gtctgatgtg | aaaggcatgg  | gctcaacctg | tggactgcat | 600 |

50

55

|    |            |            |            |             |            |            |      |
|----|------------|------------|------------|-------------|------------|------------|------|
|    | tggaaactgt | cagacttgag | tgccggagag | gcaagcggaa  | ttcctagtgt | agcggtgaaa | 660  |
|    | tgcgtagata | ttaggaggaa | caccagtggc | gaaggcggcc  | tgctggacgg | taactgacgt | 720  |
|    | tgaggctcga | aagcgtgggg | agcaaacagg | attagatacc  | ctggtagtcc | acgtgtaaa  | 780  |
| 5  | cgatgaatac | taggtgtcgg | gtggcaaagc | cattcgggtgc | cgcagcaaac | gcaataagta | 840  |
|    | ttcccacctg | gggagtacgt | tcgcaagaat | gaaactcaaa  | ggaattgacg | gggacccgca | 900  |
|    | caagcgggtg | agcatgtggt | ttaattcgaa | gcaacgcgaa  | gaaccttacc | aaatcttgac | 960  |
|    | atccctctga | ccgggaagta | atgttccctt | ttcttcggaa  | cagaggagac | aggtggtgca | 1020 |
|    | tggttgtcgt | cagctcgtgt | cgtgagatgt | tgggttaagt  | cccgcacga  | gcgcaaccct | 1080 |
|    | tattcttagt | agccagcagg | tagagctggg | cactctaggg  | agactgccag | ggataacctg | 1140 |
| 10 | gaggaaggtg | gggatgacgt | caaatcatca | tgcccttat   | gatttgggct | acacacgtgc | 1200 |
|    | tacaatggcg | taaacaaagg | gaagcgaagg | ggtgacctgg  | agcaaactct | aaaaataacg | 1260 |
|    | tctcagttcg | gattgtagtc | tgcaactcga | ctacatgaag  | ctggaatcgc | tagtaatcgc | 1320 |
|    | gaatcagaat | gtcgcggtga | atacgttccc | gggtcttgta  | cacaccgccc | gtcacaccat | 1380 |
|    | gggagtcagt | aacgcccga  | gtcagtgacc | caaccnaaag  | gagggagctg | ccgaaggtgg | 1440 |
| 15 | gactgataac | tgggggtga  |            |             |            |            | 1458 |

## Claims

1. A composition comprising a bacterial strain of the genus *Blautia hydrogenotrophica* having a 16s rRNA sequence that is at least 95% identical to SEQ ID NO:5, for use in a method of treating or preventing diarrhea and/or constipation.
2. The composition for use of claim 1, wherein the diarrhea and/or constipation is associated with IBS and/or an inflammatory disease of the intestine.
3. The composition for use of claim 2, wherein the inflammatory disease is of the small intestine, colon or rectum.
4. The composition for use of any preceding claim, wherein the diarrhea and/or constipation is associated with IBS, Crohn's disease or ulcerative colitis.
5. The composition for use of any one of claims 1 to 3, wherein the composition is for use
  - (a) in treating or preventing diarrhea and/or constipation in a subject diagnosed with IBS, Crohn's disease or ulcerative colitis; and/or
  - (b) in a method of treating diarrhea wherein the subject has diarrhea without constipation; and/or
  - (c) in a method of treating constipation wherein the subject has constipation without diarrhea
6. The composition for use of any preceding claim, wherein the subject additionally has abdominal pain and/or bloating and/or wherein the subject has an increased level of hydrogen in their breath relative to a healthy subject.
7. The composition for use of any preceding claim, wherein the use further comprises reducing the hydrogen level in the breath of the subject.
8. The composition for use of any preceding claim, wherein the use further comprises monitoring the hydrogen level in the subject's breath during and/or following the treatment or prevention and thereby assessing the likely effectiveness of treatment or prevention.
9. A composition comprising a bacterial strain of the genus *Blautia hydrogenotrophica* having a 16s rRNA sequence that is at least 95% identical to SEQ ID NO:5, for use in a method of reducing the level of *Enterobacteriaceae* in the gastrointestinal tract in the treatment or prevention of diarrhea.
10. The composition for use of claim 1 wherein the diarrhea is associated with *Enterobacteriaceae* infection.
11. The composition for use of claim 12 or claim 13, wherein the *Enterobacteriaceae* is *E. coli*.
12. The composition for use of any preceding claim, wherein the bacterial strain has a 16s rRNA sequence that is at least 97%, 98%, 99%, 99.5% or 99.9% identical to SEQ ID NO:5 or which has the 16s rRNA sequence of SEQ ID NO:5.

13. The composition for use of claim 1, for use in a method of treating or preventing diarrhea and/or constipation in a subject diagnosed with IBS.

14. The composition for use of any preceding claim, wherein

- (a) the composition is for oral administration; and/or
- (b) the composition comprises one or more pharmaceutically acceptable excipients or carriers; and/or
- (c) the bacterial strain is lyophilised; and/or
- (d) the bacterial strain is viable; and/or
- (e) the composition comprises a single strain of the genus *Blautia*; and/or
- (f) the composition comprises the *Blautia* bacterial strain as part of a microbial consortium.

15. A food product comprising the composition of any preceding claim, for the use of any preceding claim.

## Patentansprüche

1. Zusammensetzung, umfassend einen Bakterienstamm der Gattung *Blautia hydrogenotrophica* mit einer 16s-rRNA-Sequenz, die mindestens 95% identisch zu SEQ ID NO: 5 ist, zur Verwendung bei einem Verfahren zur Behandlung oder Prävention von Diarrhoe und/oder Verstopfung.

2. Zusammensetzung zur Verwendung nach Anspruch 1, wobei die Diarrhoe und/oder Verstopfung mit IBS und/oder einer Entzündungserkrankung des Darms assoziiert ist.

3. Zusammensetzung zur Verwendung nach Anspruch 2, wobei die Entzündungserkrankung vom Dünndarm, Kolon oder Rektum ist.

4. Zusammensetzung zur Verwendung nach einem vorhergehenden Anspruch, wobei die Diarrhoe und/oder die Verstopfung mit IBS, Morbus Crohn oder Colitis ulcerosa assoziiert ist.

5. Zusammensetzung zur Verwendung nach einem der Ansprüche 1 bis 3, wobei die Zusammensetzung zur Verwendung

- (a) bei der Behandlung oder Prävention von Diarrhoe und/oder Verstopfung bei einem Patienten, bei dem IBS, Morbus Crohn oder Colitis ulcerosa diagnostiziert wurde, und/oder
- (b) bei einem Verfahren zur Behandlung von Diarrhoe, wobei das Individuum Diarrhoe ohne Verstopfung aufweist, und/oder
- (c) bei einem Verfahren zur Behandlung von Verstopfung, wobei das Individuum Verstopfung ohne Diarrhoe aufweist,

dient.

6. Zusammensetzung zur Verwendung nach einem vorhergehenden Anspruch, wobei das Individuum zusätzlich Bauchschmerzen und/oder Blähungen aufweist, und/oder wobei das Individuum eine erhöhte Wasserstoffkonzentration in seinem Atem im Vergleich zu einem gesunden Individuum aufweist.

7. Zusammensetzung zur Verwendung nach einem vorhergehenden Anspruch, wobei die Verwendung zudem das Reduzieren der Wasserstoffkonzentration im Atem des Individuums umfasst.

8. Zusammensetzung zur Verwendung nach einem vorhergehenden Anspruch, wobei die Verwendung zudem das Überwachen der Wasserstoffkonzentration im Atem des Individuums während und/oder nach der Behandlung oder Prävention und dadurch das Bewerten der wahrscheinlichen Wirksamkeit der Behandlung oder Prävention umfasst.

9. Zusammensetzung, umfassend einen Bakterienstamm der Gattung *Blautia hydrogenotrophica* mit einer 16s-rRNA-Sequenz, die mindestens 95% identisch zu SEQ ID NO: 5 ist, zur Verwendung bei einem Verfahren zur Verringerung des Gehalts an *Enterobacteriaceae* im Magen-Darm-Trakt bei der Behandlung oder Prävention von Diarrhoe.

10. Zusammensetzung zur Verwendung nach Anspruch 1, wobei die Diarrhoe mit *Enterobacteriaceae*-Infektion asso-



ziiert ist.

11. Zusammensetzung zur Verwendung nach Anspruch 12 oder Anspruch 13, wobei die *Enterobacteriaceae* E. coli sind.

12. Zusammensetzung zur Verwendung nach einem vorhergehenden Anspruch, wobei der Bakterienstamm eine 16s-rRNA-Sequenz hat, die mindestens 97%, 98%, 99%, 99,5% oder 99,9% identisch zu SEQ ID NO: 5 ist oder die die 16s-rRNA-Sequenz von SEQ ID NO: 5 hat.

13. Zusammensetzung zur Verwendung nach Anspruch 1, zur Verwendung bei einem Verfahren zur Behandlung oder Prävention von Diarrhoe und/oder Verstopfung bei einem Individuum, bei dem IBS diagnostiziert wurde.

14. Zusammensetzung zur Verwendung nach einem vorhergehenden Anspruch, wobei

- (a) die Zusammensetzung zur oralen Verabreichung vorgesehen ist, und/oder
- (b) die Zusammensetzung einen oder mehr pharmazeutisch akzeptable Exzipienten oder Träger umfasst, und/oder
- (c) der Bakterienstamm lyophilisiert ist, und/oder
- (d) der Bakterienstamm lebensfähig ist, und/oder
- (e) die Zusammensetzung einen einzelnen Stamm der Gattung *Blautia* umfasst, und/oder
- (f) die Zusammensetzung den *Blautia*-Bakterienstamm als Teil eines mikrobiellen Konsortiums umfasst.

15. Nahrungsmittelprodukt, umfassend die Zusammensetzung nach einem vorhergehenden Anspruch zur Verwendung nach einem vorhergehenden Anspruch.

## Revendications

1. Composition comprenant une souche bactérienne du genre *Blautia hydrogenotrophica* ayant une séquence d'ARNr 16S qui est identique à au moins 95% par rapport à SEQ ID n° 5, pour une utilisation dans une méthode de traitement ou de prévention de la diarrhée et/ou de la constipation.

2. Composition pour une utilisation selon la revendication 1, où la diarrhée et/ou la constipation est associée au Syndrome du Côlon Irritable (SCI) et/ou à une maladie inflammatoire des intestins.

3. Composition pour une utilisation selon la revendication 2, où la maladie inflammatoire concerne l'intestin grêle, le côlon ou le rectum.

4. Composition pour une utilisation selon l'une quelconque des revendications précédentes, où la diarrhée et/ou la constipation est associée au SCI, à la maladie de Crohn ou à la rectocolite hémorragique.

5. Composition pour une utilisation selon l'une quelconque des revendications 1 à 3, où la composition est destinée à une utilisation

- (a) dans le traitement ou la prévention de la diarrhée et/ou de la constipation chez un sujet diagnostiqué comme souffrant du SCI, de la maladie de Crohn ou de la rectocolite hémorragique ; et/ou
- (b) dans une méthode de traitement de la diarrhée, où le sujet souffre d'une diarrhée sans constipation ; et/ou
- (c) dans une méthode de traitement de la constipation, où le sujet souffre d'une constipation sans diarrhée.

6. Composition pour une utilisation selon l'une quelconque des revendications précédentes, où le sujet souffre également de douleurs et/ou gonflements abdominaux et/ou où le sujet possède un taux accru d'hydrogène dans leur haleine par rapport à un sujet en bonne santé.

7. Composition pour une utilisation selon l'une quelconque des revendications précédentes, où l'utilisation comprend en outre la réduction du taux d'hydrogène dans l'haleine du sujet.

8. Composition pour une utilisation selon l'une quelconque des revendications précédentes, où l'utilisation comprend en outre le suivi du taux d'hydrogène dans l'haleine du sujet pendant et/ou après le traitement ou la prévention, pour évaluer ainsi l'efficacité possible du traitement ou de la prévention.

### EP 3 313 422 B1

9. Composition comprenant une souche bactérienne du genre *Blautia hydrogenotrophica* ayant une séquence d'ARNr 16S qui est identique à au moins 95% par rapport à SEQ ID n° 5, pour une utilisation dans une méthode de réduction du taux d'*Enterobacteriaceae* dans le tractus gastro-intestinal dans le traitement ou la prévention de la diarrhée.

5 10. Composition pour une utilisation selon la revendication 1, où la diarrhée est associée à une infection par *Enterobacteriaceae*.

11. Composition pour une utilisation selon la revendication 12 ou la revendication 13, où l'*Enterobacteriaceae* est *E. coli*.

10 12. Composition pour une utilisation selon l'une quelconque des revendications précédentes, où la souche bactérienne possède une séquence d'ARNr 16S qui est identique à au moins 97%, 98%, 99%, 99,5% ou 99,9% par rapport à SEQ ID n° 5 ou qui possède la séquence d'ARNr 16S de SEQ ID n° 5.

15 13. Composition pour une utilisation selon la revendication 1, pour une utilisation dans une méthode de traitement ou de prévention de la diarrhée et/ou de la constipation chez un sujet diagnostiqué comme souffrant du SCI.

14. Composition pour une utilisation selon l'une quelconque des revendications précédentes, où

- 20 (a) la composition est destinée à une administration orale ; et/ou  
(b) la composition comprend un ou plusieurs excipients ou véhicules pharmaceutiquement acceptables ; et/ou  
(c) la souche bactérienne est lyophilisée ; et/ou  
(d) la souche bactérienne est viable ; et/ou  
(e) la composition comprend une souche unique du genre *Blautia* ; et/ou  
(f) la composition comprend la souche bactérienne *Blautia* comme partie d'un consortium microbien.

25 15. Produit alimentaire comprenant la composition selon l'une quelconque des revendications précédentes, pour une utilisation selon l'une quelconque des revendications précédentes.

30

35

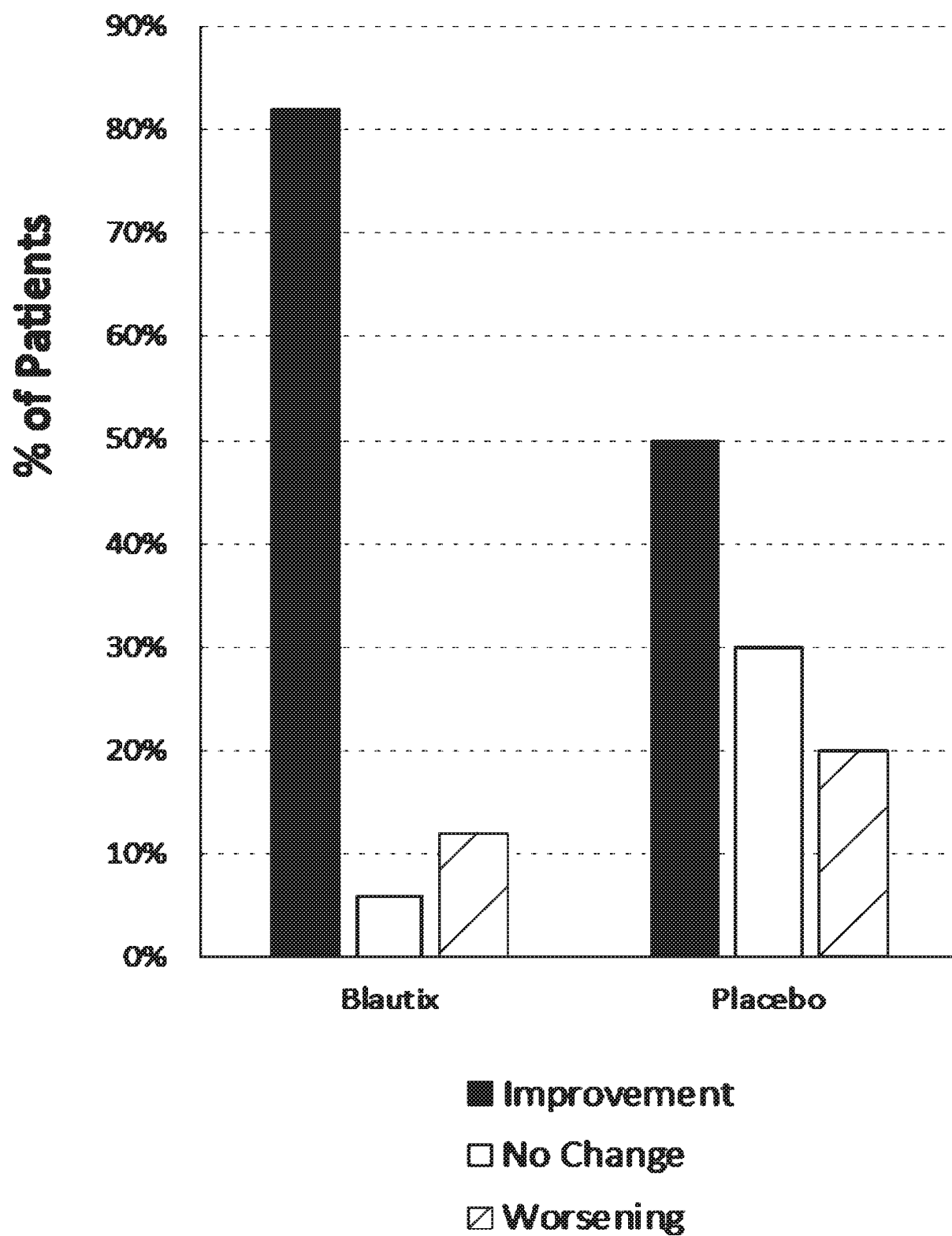
40

45

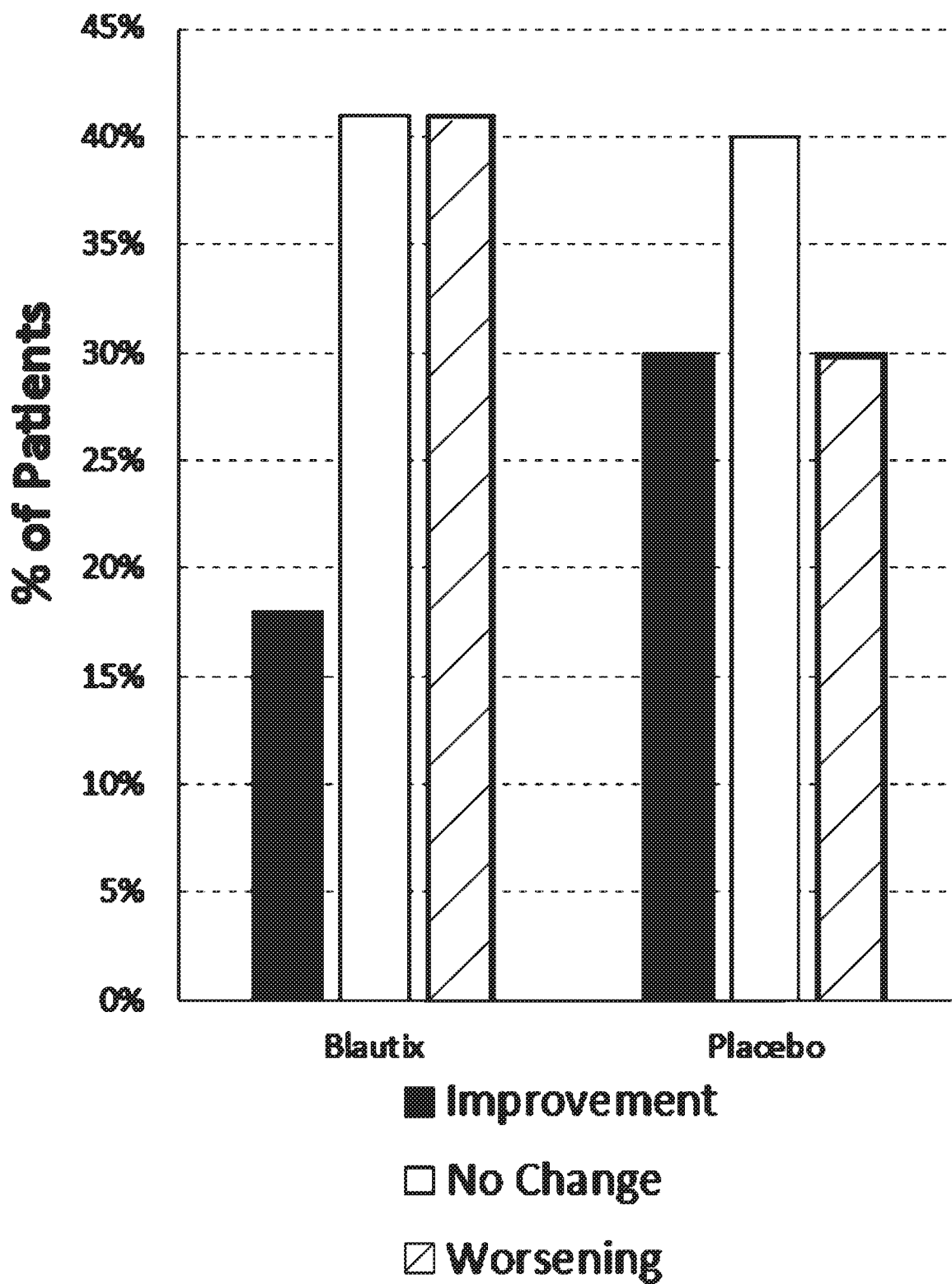
50

55

**FIG. 1**



**FIG. 2**



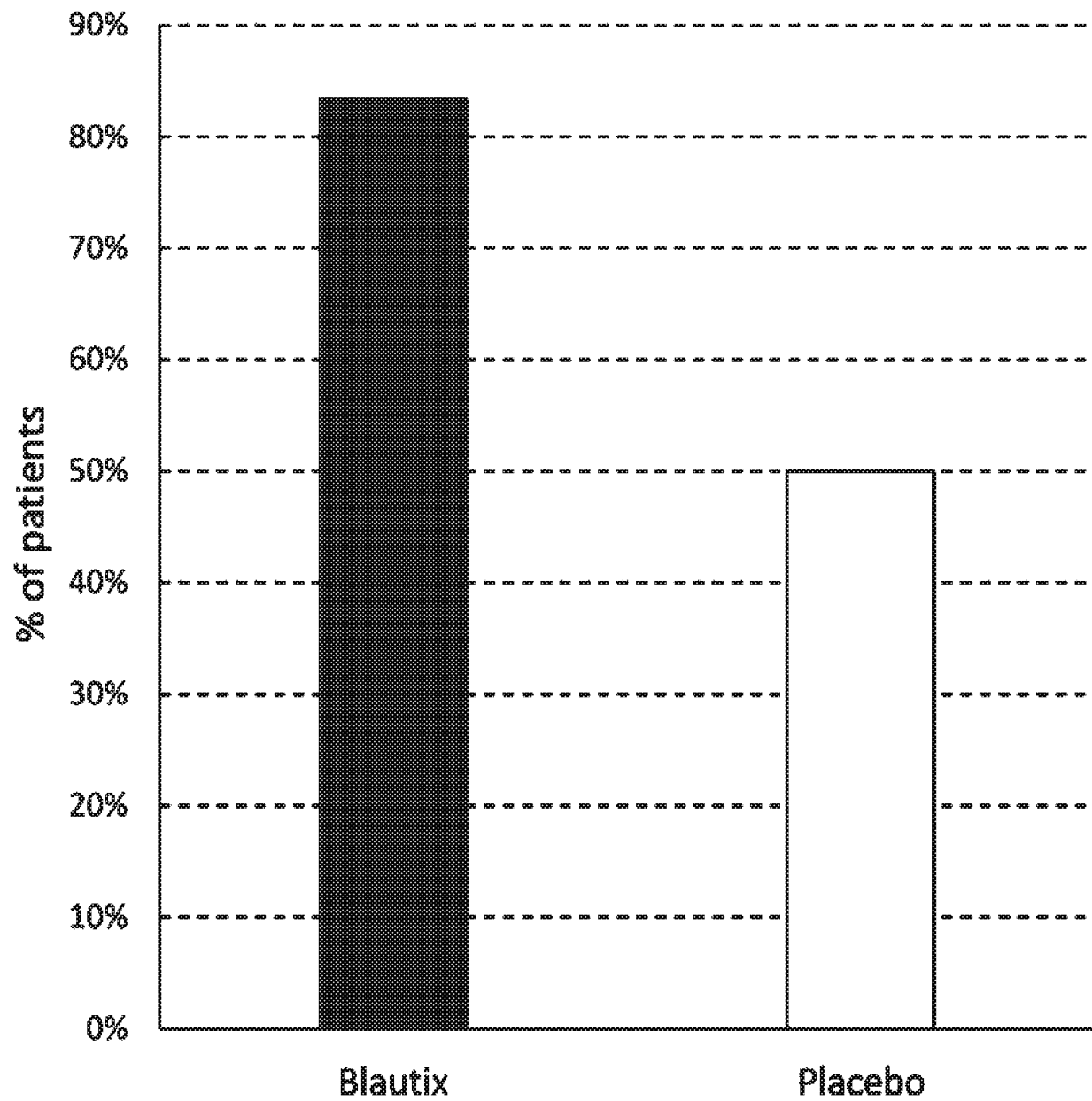
**FIG. 3a** Blautix 10/12 show reduction in hydrogen (83%)

|            | DAY 1 | DAY 2 | MEAN  | DAY 15 | DAY 16 | MEAN                                               | DIFF  |
|------------|-------|-------|-------|--------|--------|----------------------------------------------------|-------|
| Patient ID | CMAX  | CMAX  |       | CMAX   | CMAX   |                                                    | CMAX  |
| 3.02       | 123.0 | 94.0  | 108.5 | 34.0   | 74.0   | 54.0                                               | -54.5 |
| 3.04       | 70.0  | 32.0  | 51.0  | 25.0   | 46.0   | 35.5                                               | -15.5 |
| 3.05       | 163.0 | 116.0 | 139.5 | 167.0  | 111.0  | 139.0                                              | -0.5  |
| 3.07       | 71.0  | 69.0  | 70.0  | 46.0   | 80.0   | 63.0                                               | -7.0  |
| 3.09       | 121.0 | 76.0  | 98.5  | 66.0   | 65.0   | 65.5                                               | -33.0 |
| 3.11       | 75.0  | 98.0  | 86.5  | 128.0  | 76.0   | 102.0                                              | 15.5  |
| 3.13       | 118.0 | 41.0  | 79.5  | 85.0   | 59.0   | 72.0                                               | -7.5  |
| 3.15       | 155.0 | 99.0  | 127.0 | 63.0   | 87.0   | 75.0                                               | -52.0 |
| 3.17       | 134.0 | 210.0 | 172.0 | 139.0  | 107.0  | 123.0                                              | -49.0 |
| 3.19       | 72.0  | 53.0  | 62.5  | 87.0   | 85.0   | 86.0                                               | 23.5  |
| 3.21       | 144.0 | 139.0 | 141.5 | 75.0   | 126.0  | 100.5                                              | -41.0 |
| 3.22       | 59.0  | 71.0  | 65.0  | 55.0   | 34.0   | 44.5                                               | -20.5 |
|            |       |       |       |        |        |                                                    |       |
| Mean       | 108.8 | 91.5  | 100.1 | 80.8   | 79.2   | 80.0                                               | -20.1 |
| SD         | 37.3  | 48.4  |       | 43.5   | 26.7   |                                                    | 26.2  |
| Median     | 119.5 | 85.0  |       | 70.5   | 78.0   |                                                    | -18.0 |
|            |       |       |       |        |        | Patients with reduction in H <sub>2</sub> 10 (83%) |       |

**FIG. 3b** Placebo 3/6 show reduction in hydrogen (50%)

|            | DAY 1            | DAY 2            | MEAN  | DAY 15           | DAY 16                                    | MEAN  | DIFF             |
|------------|------------------|------------------|-------|------------------|-------------------------------------------|-------|------------------|
| Patient ID | C <sub>MAX</sub> | C <sub>MAX</sub> |       | C <sub>MAX</sub> | C <sub>MAX</sub>                          |       | C <sub>MAX</sub> |
| 3.06       | 126.0            | 91.0             | 108.5 | 86.0             | 131.0                                     | 108.5 | 0.0              |
| 3.10       | 124.0            | 168.0            | 146.0 | 107.0            | 88.0                                      | 97.5  | -48.5            |
| 3.14       | 55.0             | 79.0             | 67.0  | 53.0             | 68.0                                      | 60.5  | -6.5             |
| 3.16       | 98.0             | 123.0            | 110.5 | 123.0            | 151.0                                     | 137.0 | 26.5             |
| 3.23       | 58.0             | 113.0            | 85.5  | 79.0             | 99.0                                      | 89.0  | 3.5              |
| 4.13       | 58.0             | 69.0             | 63.5  | 25.0             | 38.0                                      | 31.5  | -32.0            |
|            |                  |                  |       |                  |                                           |       |                  |
| MEAN       | 86.5             | 107.2            | 96.8  | 78.8             | 95.8                                      | 87.3  | -9.5             |
| SD         | 33.8             | 36.0             | 31.2  | 35.7             | 41.2                                      | 37.0  | 26.8             |
| MEDIAN     | 78.0             | 102.0            | 97.0  | 82.5             | 93.5                                      | 93.3  | -3.3             |
|            |                  |                  |       |                  | Patients with reduction in H <sub>2</sub> |       | 3 (50%)          |

**FIG. 3c**



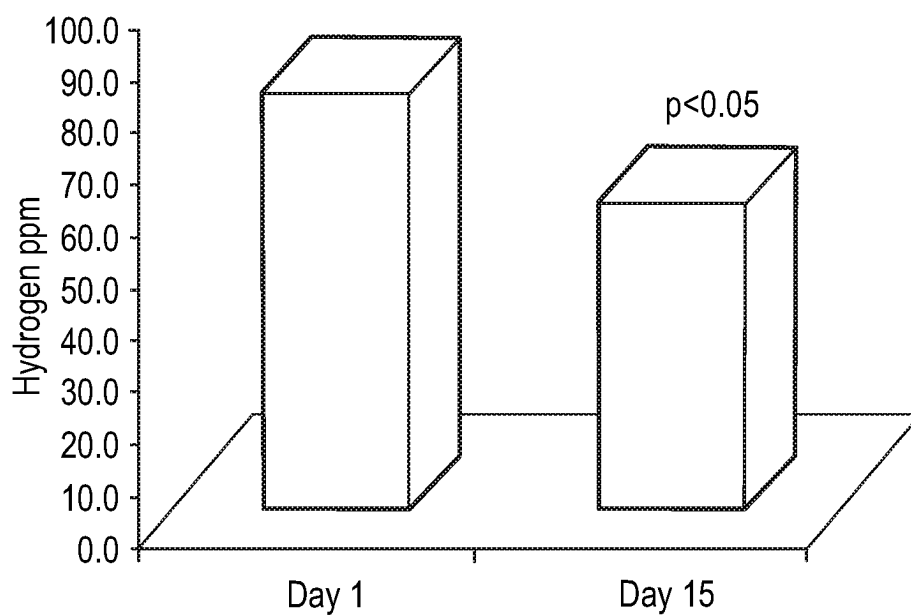
VERUM group

| RANDOM<br>NUMBER | DAY1<br>CMAX | DAY15<br>CMAX |            | H2 Corrected | RANDOM<br>NUMBER | DAY1<br>CMAX | DAY15<br>CMAX |            |
|------------------|--------------|---------------|------------|--------------|------------------|--------------|---------------|------------|
| 3.02             | 89.8         | 23.0          |            |              | 3.02             | 123.0        | 34.0          |            |
| 3.04             | 68.0         | 21.0          |            |              | 3.04             | 70.0         | 25.0          |            |
| 3.05             | 130.4        | 112.8         |            |              | 3.05             | 163.0        | 167.0         |            |
| 3.07             | 56.8         | 37.6          |            |              | 3.07             | 71.0         | 46.0          |            |
| 3.09             | 96.8         | 52.8          |            |              | 3.09             | 121.0        | 66.0          |            |
| 3.11             | 63.0         | 104.9         |            |              | 3.11             | 75.0         | 128.0         |            |
| 3.12             | 12.3         | 38.7          |            |              | 3.12             | 16.0         | 53.0          |            |
| 3.13             | 110.3        | 82.5          |            |              | 3.13             | 118.0        | 85.0          |            |
| 3.15             | 115.7        | 53.8          |            |              | 3.15             | 155.0        | 63.0          |            |
| 3.17             | 97.8         | 83.7          |            |              | 3.17             | 134.0        | 139.0         |            |
| 3.19             | 51.1         | 66.1          |            |              | 3.19             | 72.0         | 87.0          |            |
| 3.21             | 144.0        | 71.4          |            |              | 3.21             | 144.0        | 75.0          |            |
| 3.22             | 52.7         | 43.9          |            |              | 3.22             | 59.0         | 55.0          |            |
| 3.24             | 27.1         | 26.7          |            |              | 3.24             | 29.0         | 27.0          |            |
|                  |              |               | 0.02032643 |              |                  |              |               | 0.04798585 |
|                  |              |               |            |              |                  |              |               |            |
|                  |              |               |            |              |                  |              |               |            |
|                  | Day 1        | Day 15        |            |              |                  | Day 1        | Day 15        |            |
| MEAN             | 79.7         | 58.5          |            |              | MEAN             | 96.4         | 75.0          |            |
|                  |              |               |            |              |                  |              |               |            |
| SD               | 38.7         | 29.5          |            |              | SD               | 46.5         | 43.0          |            |
|                  |              |               |            |              |                  |              |               |            |
| N                | 14           | 14            |            |              | N                | 14           | 14            |            |
|                  |              |               |            |              |                  |              |               |            |
| MEDIAN           | 78.9         | 53.3          |            |              | MEDIAN           | 96.5         | 64.5          |            |
|                  |              |               |            |              |                  |              |               |            |
| MIN              | 12.3         | 21.0          |            |              | MIN              | 16.0         | 25.0          |            |
|                  |              |               |            |              |                  |              |               |            |
| MAX              | 144.0        | 112.8         |            |              | MAX              | 163.0        | 167.0         |            |

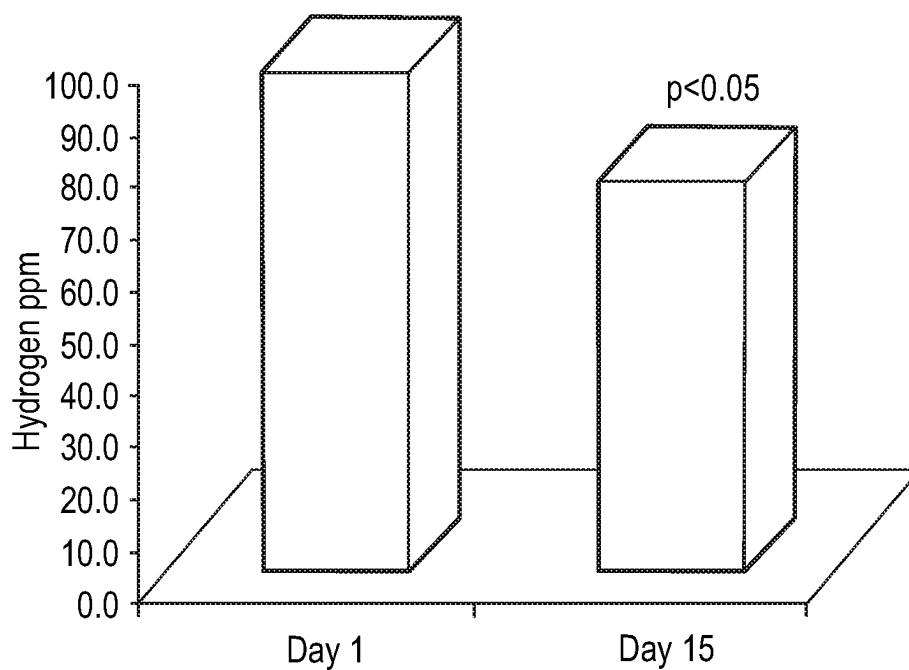
FIG. 4a



**FIG. 4b**  
Hydrogen uncorrected



**FIG. 4c**  
Hydrogen corrected

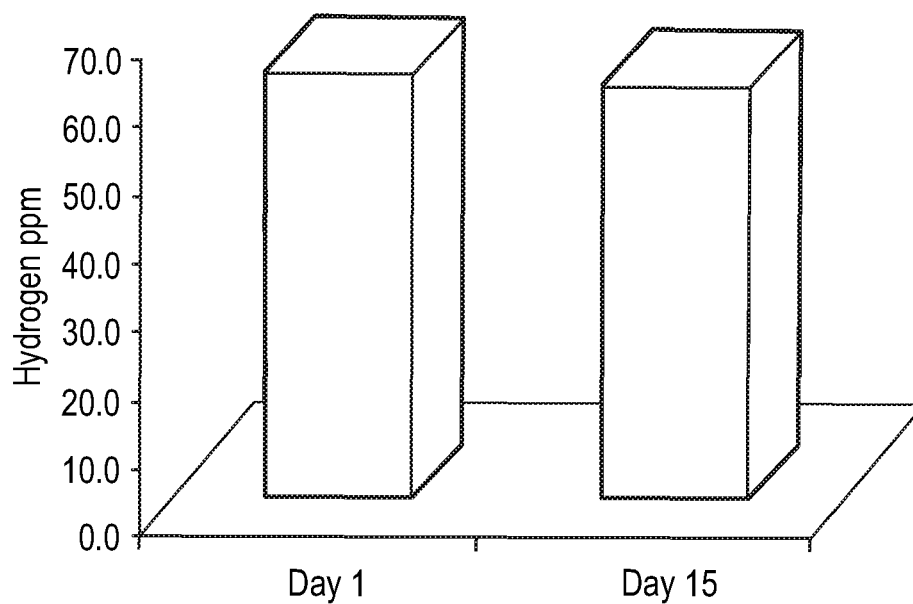


## PLACEBO Group

| RANDOM | DAY1  |       | DAY15      |       | H2 corrected | RANDOM | DAY1 |       | DAY15             |            |
|--------|-------|-------|------------|-------|--------------|--------|------|-------|-------------------|------------|
|        | CMAX  |       | CMAX       |       |              | NUMBER | CMAX |       | CMAX              |            |
| NUMBER |       |       |            |       |              |        |      |       |                   |            |
| 3.06   |       | 103.3 |            | 81.9  |              | 3.06   |      | 126.0 |                   | 86.0       |
| 3.08   |       | 42.3  |            | 43.3  |              | 3.08   |      | 55.0  |                   | 58.0       |
| 3.10   |       | 97.6  |            | 84.3  |              | 3.10   |      | 124.0 |                   | 107.0      |
| 3.14   |       | 35.0  |            | 42.4  |              | 3.14   |      | 55.0  |                   | 53.0       |
| 3.16   |       | 59.0  |            | 80.9  |              | 3.16   |      | 98.0  |                   | 123.0      |
| 3.23   |       | 41.1  |            | 62.2  |              | 3.23   |      | 58.0  |                   | 79.0       |
| 4.13   |       | 53.2  |            | 25.0  |              | 4.13   |      | 58.0  |                   | 25.0       |
|        |       |       | 0.41620609 |       |              |        |      |       | T Test unilateral | 0.27096549 |
|        |       | DAY1  |            | DAY15 |              |        |      | DAY1  |                   | DAY15      |
| MEAN   | 61.7  |       |            | 60.0  |              | MEAN   |      | 82.0  |                   | 75.9       |
|        |       |       |            |       |              |        |      |       |                   |            |
| SD     | 27.7  |       |            | 23.5  |              | SD     |      | 33.1  |                   | 33.5       |
|        |       |       |            |       |              |        |      |       |                   |            |
| N      | 7     |       |            | 7     |              | N      |      | 7     |                   | 7          |
|        |       |       |            |       |              |        |      |       |                   |            |
| MEDIAN | 53.2  |       |            | 62.2  |              | MEDIAN |      | 58.0  |                   | 79.0       |
|        |       |       |            |       |              |        |      |       |                   |            |
| MIN    | 35.0  |       |            | 25.0  |              | MIN    |      | 55.0  |                   | 25.0       |
|        |       |       |            |       |              |        |      |       |                   |            |
| MAX    | 103.3 |       |            | 84.3  |              | MAX    |      | 126.0 |                   | 123.0      |

FIG. 5a

**FIG. 5b**  
Hydrogen uncorrected placebo



**FIG. 5c**  
Hydrogen corrected placebo

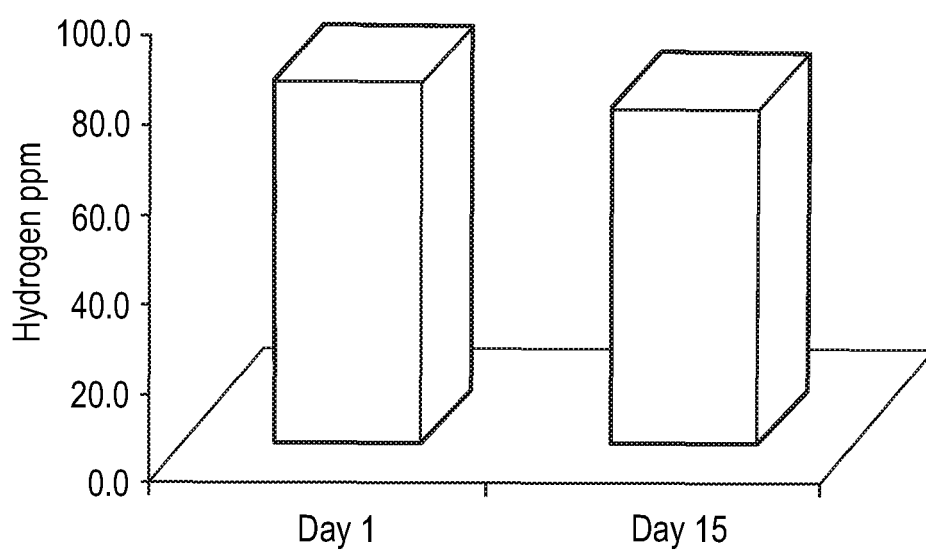


FIG. 6a

|               | DAY 1 | DAY 15 | N  |
|---------------|-------|--------|----|
| VERUM Group   | 79.7  | 58.5   | 14 |
| PLACEBO Group | 61.7  | 60     | 7  |

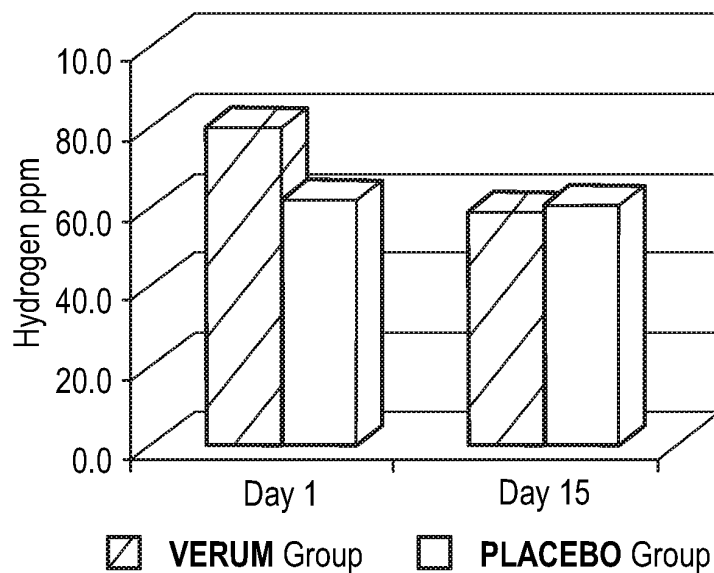
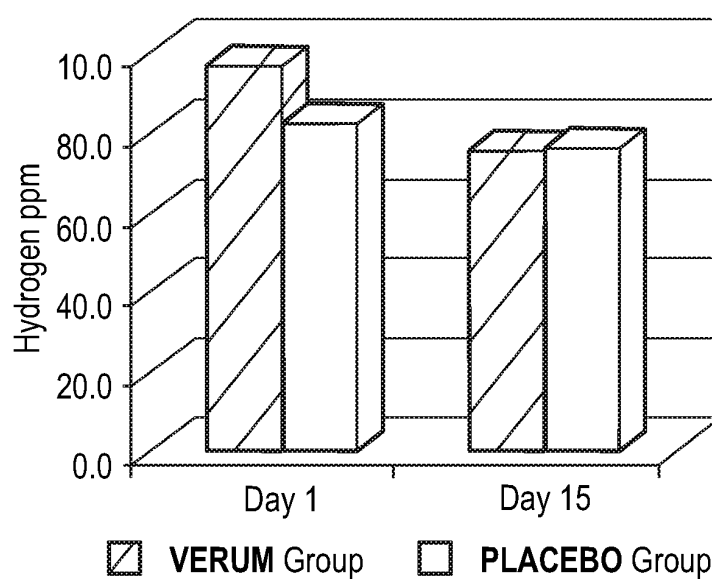
**Uncorrected Hydrogen**

FIG. 6b

|               | DAY 1 | DAY 15 | N  |
|---------------|-------|--------|----|
| VERUM Group   | 96.4  | 75     | 14 |
| PLACEBO Group | 82    | 75.9   | 7  |

**Corrected Hydrogen**

## REFERENCES CITED IN THE DESCRIPTION

This list of references cited by the applicant is for the reader's convenience only. It does not form part of the European patent document. Even though great care has been taken in compiling the references, errors or omissions cannot be excluded and the EPO disclaims all liability in this regard.

## Patent documents cited in the description

- WO 0185187 A [0004]
- US 20100247489 A [0006]
- WO 2016086206 A [0007]
- WO 2012142605 A [0008]
- WO 0207741 A [0009]
- WO 2016086209 A [0009]
- WO 2013050792 A [0133]
- WO 03046580 A [0133]
- WO 2013008039 A [0133]
- WO 2014167338 A [0133]
- US 20160067188 A [0133]
- WO P068687 A [0134]
- GB 1612190 A [0134]
- GB 1616018 A [0134]
- GB 1616016 A [0134]
- GB 1703548 A [0134]
- GB 1703552 A [0134]

## Non-patent literature cited in the description

- SPOR et al. *Nat Rev Microbiol*, 2011, vol. 9 (4), 279-90 [0133]
- ECKBURG et al. *Science*, 2005, vol. 308 (5728), 1635-8 [0133]
- TAP et al. *Environ Microbiol*, 2009, vol. 11 (10), 2574-84 [0133]
- MACPHERSON et al. *Microbes Infect.*, 2001, vol. 3 (12), 1021-35 [0133]
- MACPHERSON et al. *Cell Mol Life Sci.*, 2002, vol. 59 (12), 2088-96 [0133]
- MAZMANIAN et al. *Cell*, 2005, vol. 122 (1), 107-18 [0133]
- FRANK et al. *PNAS*, 2007, vol. 104 (34), 13780-5 [0133]
- SCANLAN et al. *J Clin Microbiol.*, 2006, vol. 44 (11), 3980-8 [0133]
- KANG et al. *Inflamm Bowel Dis.*, 2010, vol. 16 (12), 2034-42 [0133]
- MACHIELS et al. *Gut*, 2013, vol. 63 (8), 1275-83 [0133]
- LOPETUSO et al. *Gut Pathogens*, 2013, vol. 5, 23 [0133]
- LEE ; LEE. *World J Gastroenterol.*, 2014, vol. 20 (27), 8886-8897 [0133]
- LIU et al. *Int J Syst Evol Microbiol*, 2008, vol. 58, 1896-1902 [0133]
- BERNALIER et al. *Arch. Microbiol.*, 1996, vol. 166 (3), 176-183 [0133]
- MASCO et al. *Systematic and Applied Microbiology*, 2003, vol. 26, 557-563 [0133]
- SRUTKOVÁ et al. *J. Microbiol. Methods*, 2011, vol. 87 (1), 10-6 [0133]
- DARFEUILLE-MICHAUD et al. *Gastroenterology*, 2004, vol. 127 (2), 412-21 [0133]
- STRUS et al. *Cent Eur J Immunol.*, 2015, vol. 4, 420-30 [0133]
- PETERSEN et al. *Scand J Gastroenterol.*, 2015, vol. 10, 1199-207 [0133]
- MIYAMOTO-SHINOHARA et al. *J. Gen. Appl. Microbiol.*, 2008, vol. 54, 9-24 [0133]
- Cryopreservation and Freeze-Drying Protocols. Humana Press [0133]
- LESLIE et al. *Appl. Environ. Microbiol.*, 1995, vol. 61, 3592-3597 [0133]
- MITROPOULOU et al. *J Nutr Metab.*, 2013, 716861 [0133]
- KAILASAPATHY et al. *Curr Issues Intest Microbiol.*, 2002, vol. 3 (2), 39-48 [0133]
- Handbook of Pharmaceutical Excipients. 1994 [0133]
- Remington's Pharmaceutical Sciences. Mack Publishing Co, 1985 [0133]
- RONALD ATLAS. Handbook of Microbiological Media. CRC Press, 2010 [0133]
- JENNIE C. HUNTER-CEVERA. Maintaining Cultures for Biotechnology and Industry. Academic Press, 1996 [0133]
- STROBEL. *Methods Mol Biol.*, 2009, vol. 581, 247-61 [0133]
- GENNARO. *Remington: The Science and Practice of Pharmacy*, 2000 [0133]
- Molecular Biology Techniques: An Intensive Laboratory Course. Academic Press, 1998 [0133]
- Methods In Enzymology. Academic Press, Inc, [0133]
- Handbook of Experimental Immunology. Blackwell Scientific Publications, 1986, vol. I-IV [0133]
- SAMBROOK et al. Molecular Cloning: A Laboratory Manual. Cold Spring Harbor Laboratory Press, 2001 [0133]
- Handbook of Surface and Colloidal Chemistry. CRC Press, 1997 [0133]

### EP 3 313 422 B1

- **AUSUBEL et al.** Short protocols in molecular biology. Current Protocols, 2002 **[0133]**
- PCR (Introduction to Biotechniques Series). Springer Verlag, 1997 **[0133]**
- *Current Protocols in Molecular Biology*, 1987 **[0133]**
- **SMITH ; WATERMAN.** *Adv. Appl. Math.*, 1981, vol. 2, 482-489 **[0133]**