



HU000031453T2

(19) **HU**(11) Lajstromszám: **E 031 453**(13) **T2****MAGYARORSZÁG**
Szellemi Tulajdon Nemzeti Hivatala**EURÓPAI SZABADALOM**
SZÖVEGÉNEK FORDÍTÁSA

(21) Magyar ügyszám: **E 14 706498**

(22) A bejelentés napja: **2014. 02. 07.**

(96) Az európai bejelentés bejelentési száma:
EP 20140706498

(97) Az európai bejelentés közzétételi adatai:
EP 2953927 A1 **2014. 08. 14.**

(97) Az európai szabadalom megadásának meghirdetési adatai:
EP 2953927 B1 **2016. 11. 16.**

(51) Int. Cl.: **C07C255/57** (2006.01)
A61K 31/277 (2006.01)
A61K 31/4418 (2006.01)
A61K 31/4453 (2006.01)
A61P 19/02 (2006.01)
A61P 19/08 (2006.01)
C07D239/26 (2006.01)
C07C233/81 (2006.01)
C07C235/42 (2006.01)
C07C235/56 (2006.01)
C07D213/81 (2006.01)
A61K 31/192 (2006.01)
A61P 29/00 (2006.01)

(86) A nemzetközi (PCT) bejelentési szám:
PCT/EP 14/052437

(87) A nemzetközi közzétételi szám:
WO 14122267

(30) Elsőbbségi adatok: 13382037 2013. 02. 07. EP 201361770096 P 2013. 02. 27. US	(73) Jogosult(ak): Draconis Pharma, S.L., 08225 Terrassa - Barcelona (ES)
(72) Feltaláló(k): VIRGILI BERNADÓ, Marina, E-08023 Barcelona (ES) CARCELLER GONZALEZ, Elena, E-08173 Sant Cugat Del Valles (Barcelona) (ES) SALAS SOLANA, Jordi, E-08401 Granollers (Barcelona) (ES)	(74) Képviselő: SBGK Szabadalmi Ügyvivői Iroda, Budapest

(54) **EP4 receptorokkal szembeni aktivitású szubsztituált benzamidok**

Az európai szabadalom ellen, megadásának az Európai Szabadalmi Közlönyben való meghirdetésétől számított kilenc hónapon belül, felszólalást lehet benyújtani az Európai Szabadalmi Hivatalnál. (Európai Szabadalmi Egyezmény 99. cikk(1))

A fordítást a szabadalmas az 1995. évi XXXIII. törvény 84/H. §-a szerint nyújtotta be. A fordítás tartalmi helyességét a Szellemi Tulajdon Nemzeti Hivatala nem vizsgálta.

(19)



(11)

EP 2 953 927 B1

(12)

EUROPEAN PATENT SPECIFICATION

(45) Date of publication and mention of the grant of the patent:
16.11.2016 Bulletin 2016/46

(21) Application number: **14706498.4**

(22) Date of filing: **07.02.2014**

(51) Int Cl.:
C07C 255/57 ^(2006.01) **C07D 213/81** ^(2006.01)
C07D 239/26 ^(2006.01) **C07C 235/56** ^(2006.01)
A61K 31/192 ^(2006.01) **A61K 31/277** ^(2006.01)
A61K 31/4418 ^(2006.01) **A61K 31/4453** ^(2006.01)
A61P 19/02 ^(2006.01) **A61P 19/08** ^(2006.01)
A61P 29/00 ^(2006.01) **C07C 233/81** ^(2006.01)
C07C 235/42 ^(2006.01)

(86) International application number:
PCT/EP2014/052437

(87) International publication number:
WO 2014/122267 (14.08.2014 Gazette 2014/33)

(54) **SUBSTITUTED BENZAMIDES WITH ACTIVITY TOWARDS EP4 RECEPTORS**
 SUBSTITUIERTE BENZAMIDE MIT AKTIVITÄT GEGENÜBER EP4-REZEPTOREN
 BENZAMIDES SUBSTITUÉS PRÉSENTANT UNE ACTIVITÉ VIS-À-VIS DE RÉCEPTEURS EP4

(84) Designated Contracting States:
AL AT BE BG CH CY CZ DE DK EE ES FI FR GB GR HR HU IE IS IT LI LT LU LV MC MK MT NL NO PL PT RO RS SE SI SK SM TR

(30) Priority: **07.02.2013 EP 13382037**
27.02.2013 US 201361770096 P

(43) Date of publication of application:
16.12.2015 Bulletin 2015/51

(73) Proprietor: **Draconis Pharma, S.L.**
08225 Terrassa - Barcelona (ES)

(72) Inventors:
 • **VIRGILI BERNADÓ, Marina**
E-08023 Barcelona (ES)
 • **CARCELLER GONZALEZ, Elena**
E-08173 Sant Cugat Del Valles (Barcelona) (ES)
 • **SALAS SOLANA, Jordi**
E-08401 Granollers (Barcelona) (ES)

(74) Representative: **Carpintero Lopez, Francisco et al**
Herrero & Asociados, S.L.
Alcalá 35
28014 Madrid (ES)

(56) References cited:
EP-A1- 2 172 447 EP-A2- 0 636 625

WO-A1-2008/071736 WO-A1-2011/102149

- **DATABASE REGISTRY [Online] CHEMICAL ABSTRACTS SERVICE, COLUMBUS, OHIO, US; 28 September 2008 (2008-09-28), XP002695840, retrieved from STN Database accession no. 1053913-35-1**
- **DATABASE REGISTRY [Online] CHEMICAL ABSTRACTS SERVICE, COLUMBUS, OHIO, US; 23 April 2008 (2008-04-23), XP002695841, retrieved from STN Database accession no. 1016672-94-8**
- **DATABASE REGISTRY [Online] CHEMICAL ABSTRACTS SERVICE, COLUMBUS, OHIO, US; 18 September 2008 (2008-09-18), XP002695842, retrieved from STN Database accession no. 1050194-09-6**
- **DATABASE REGISTRY [Online] CHEMICAL ABSTRACTS SERVICE, COLUMBUS, OHIO, US; 1 May 2012 (2012-05-01), XP002695843, retrieved from STN Database accession no. 1371722-98-3**
- **DATABASE REGISTRY [Online] CHEMICAL ABSTRACTS SERVICE, COLUMBUS, OHIO, US; 29 April 2012 (2012-04-29), XP002695844, retrieved from STN Database accession no. 1371040-11-7**

EP 2 953 927 B1

Note: Within nine months of the publication of the mention of the grant of the European patent in the European Patent Bulletin, any person may give notice to the European Patent Office of opposition to that patent, in accordance with the Implementing Regulations. Notice of opposition shall not be deemed to have been filed until the opposition fee has been paid. (Art. 99(1) European Patent Convention).

- DATABASE REGISTRY [Online] CHEMICAL ABSTRACTS SERVICE, COLUMBUS, OHIO, US; 22 May 2011 (2011-05-22), XP002695846, retrieved from STN Database accession no. 1298410-18-0

Description**FIELD OF THE INVENTION**

5 **[0001]** The present invention belongs to the field of EP4 receptor ligands. More specifically it refers to compounds of general formula (I) having great affinity and selectivity for the EP4 receptor. The invention also refers to the process for their preparation, to their use as medicament for the treatment and/or prophylaxis of diseases or disorders mediated by the EP4 receptor as well as to pharmaceutical compositions comprising them.

BACKGROUND OF THE INVENTION

10 **[0002]** Prostanoids are a family of eicosanoids that comprise prostaglandins (PGs), prostacyclins (PGIs), and thromboxanes (Tx). Their receptors belong to the G-protein coupled receptor (GPCR) superfamily of receptors and may be grouped into five classes, namely, prostaglandin D (DP), prostaglandin E (EP), prostaglandin F (FP), prostaglandin I (IP), and Thromboxane A (TP) based on their sensitivity to five naturally occurring prostanoids, PGD₂, PGE₂, PGF₂[alpha], PGI₂, and TxA₂, respectively (Coleman, R. A., 2000).

15 **[0003]** Prostaglandins are small potent inflammatory mediators that are generated by the release of arachidonic acid (AA) from the membrane phospholipids. Subsequently, cyclooxygenase and prostaglandin synthase enzymes metabolize AA to prostaglandins that play pivotal roles in the modulation of physiological systems, such as CNS, and the inflammatory and immune responses.

20 **[0004]** Prostaglandins contribute to the sensitization of peripheral and central nociceptive neurons during peripheral inflammation (Dirig and Yaksh, 1999) and play an important role in the pathogenesis of neuropathic pain following nerve injury (Syriatowicz et al 1999; Samad et al, 2002; Ma and Eisenach, 2003).

25 **[0005]** Prostaglandin E₂ (PGE₂) is considered to be the dominant pro-nociceptive prostanoid. Guay and colleagues, analyzing the concentrations of different prostaglandins in the cerebrospinal fluid, found that PGE₂ was the most prevalent prostanoid and exhibited the highest increase after peripheral carrageenan-induced inflammation (Guay et al., 2004). PGE₂ is generated in most cells in response to mechanical, thermal or chemical injury and inflammatory insult, resulting in sensitization or direct activation of nearby sensory nerve endings. Its production requires the activity of at least one of the two cyclooxygenase isoforms, COX-1 constitutively expressed or COX-2 which is inducible and particularly relevant for inflammation-induced PGE₂ formation. Therefore, non-selective inhibitors of COX-1 and COX-2, and selective COX-2 inhibitors provide good pain relief. However, the long-term use is associated with gastrointestinal or cardiovascular side effects, respectively.

30 **[0006]** Downstream components of the inflammatory cascade could be an alternative approach for the treatment of the PGE₂ associated pain. PGE₂ binds to four different G-protein coupled receptors named EP1, EP2, EP3 and EP4 (Narumiya et al., 1999).

35 **[0007]** Studies employing antagonists suggest that blocking EP1, EP2, EP3 or EP4 receptors may reduce certain types of pain (Oka et al. 1997; Lin et al, 2006). Among these PGE₂ receptors, most of the drug discovery studies have focused on modulating EP4 receptor. EP4 receptor has been associated in various models of immune response, inflammation, hypoxia, organ damage, autoimmunity, bone catabolism and transplantation (M. Zimecki, 2012), revealing therapeutic utility of application of either agonist or antagonist of EP4 receptor.

40 **[0008]** EP4 receptor couples mainly to G_s and mediates transient increase in intracellular cAMP concentration. In turn, cAMP activates protein kinase A (PKA), which then phosphorylates downstream effector proteins, in particular cAMP response element-binding protein (CREB). Furthermore, an EP4 receptor-associated protein (EPRAP) which binds to the unique long carboxyl terminal cytoplasmic domain of EP4 receptor has been described to participate in anti-inflammatory signalling (Takayama, K. et al. 2006). In addition, EP4 receptors activate the phosphatidylinositol 3-kinase (PI3K) signalling pathway (Fujino et al., 2003). Rheumatoid arthritis (RA) is a chronic inflammatory disorder leading to bone and cartilage destruction. A substantial body of evidence suggests that prostaglandin E₂ (PGE₂) contributes to the pathogenesis of RA, and nonsteroidal anti-inflammatory drugs, inhibitors of the synthesis of PGE₂ and other prostanoids, continue to be used in the treatment of this disease.

45 **[0009]** McCoy and colleagues examined mice lacking each of the four known PGE₂ (EP) receptors after generation of collagen antibody-induced arthritis, an animal model of RA. Homozygous deletion of the EP1, EP2, or EP3 receptors did not affect the development of arthritis, whereas EP4 receptor-deficient mice showed decreased incidence and severity of disease. These animals also showed reduced inflammation as assessed by circulating IL-6 and serum amyloid A levels. Joint histopathology of *EP4*^{-/-} animals revealed reduced bone destruction, proteoglycan loss, and type II collagen breakdown in cartilage compared with *EP4*^{+/+} mice. Furthermore, liver and macrophages isolated from *EP4*^{-/-} animals produced significantly less IL-1 β and IL-6 than control samples. Thus, PGE₂ contributes to disease progression at least in part by binding to the EP4 receptor. Antagonists of this receptor might therefore provide novel agents for the treatment of RA. (McCoy et al. 2002)

[0010] Recent studies involving parenteral administration of several EP4 antagonists (AH-23848, CJ-023423, CJ-042794, MF-498, ONO-AE3-208) have clearly demonstrated a major involvement of EP4 receptors in small-animal models of inflammation. Joint pain, mechanical and thermal hyperalgesia and edema were markedly suppressed, often equivalent to the efficacy of selective COX-2 inhibitors such as rofecoxib. (Jones et al, 2009). These are more evidences that EP4 antagonists might provide novel agents for the treatment of rheumatoid arthritis and osteoarthritis.

[0011] Two distinct helper T (TH) subsets, TH1 and TH17, mediate tissue damage and inflammation in animal models of various immune diseases such as multiple sclerosis, rheumatoid arthritis, inflammatory bowel diseases, psoriasis and other allergic skin disorders. These experimental findings, and the implication of these TH subsets in human diseases, suggest the need for pharmacological measures to manipulate these TH subsets. Yao C. and colleagues showed that prostaglandin E2 (PGE2) acting on its receptor EP4 on T cells and dendritic cells not only facilitates TH1 cell differentiation but also amplifies interleukin-23-mediated TH17 cell expansion in vitro. Administration of an EP4-selective antagonist in vivo decreases accumulation of both TH1 and TH17 cells in regional lymph nodes and suppresses the disease progression in mice subjected to experimental autoimmune encephalomyelitis, contact hypersensitivity or colitis model (Yao C., 2009 and 2013) and different remathoid arthritis models (Chen Q., et al. 2010). Thus, PGE2-EP4 signaling promotes immune inflammation through TH1 differentiation and TH17 expansion, and EP4 antagonism is proposed as a promising drug target for immunomodulation and may be therapeutically useful for various immune diseases (Yao C. et al. 2009).

[0012] Significant cross-talk can occur between the canonical signalling pathways described above and several additional pathways can be activated in some cells. One of the most important of these is the recent demonstration that the EP1, EP2 and EP4 receptors can transactivate the epidermal growth factor receptor (EGFR) which is implicated in proliferation, invasion, resistance to apoptosis, angiogenesis, and metastasis, all of which are associated with tumor development (Wu, W. et al. 2010). Angiogenesis is also closely linked with clinical manifestations of non-noplastic diseases such as some autoimmune diseases (e.g. psoriasis, reumathoid arthritis,...), age-related macular degeneration and atherosclerosis (Folkman J., 2007, , Heidenreich R., 2009).

[0013] Accumulating evidence indicates that elevated levels of prostaglandin E2 (PGE2) can increase intestinal epithelial cell proliferation, and thus play a role in colorectal tumorigenesis. PGE2 exerts its effects through four G-protein-coupled PGE receptor (EP) subtypes, named the EP1, EP2, EP3, and EP4. Increased phosphorylation of extracellular regulated kinases (ERK1/2) is required for PGE2 to stimulate cell proliferation of human colon cancer cells. Cherukuri and colleagues provide evidence that L-161,982, a selective EP4 receptor antagonist, completely blocks PGE2-induced ERK phosphorylation and cell proliferation of HCA-7 cells. They concluded that *egr-1* is a target gene of PGE2 in HCA-7 cells and is regulated via the newly identified EP4/ERK/CREB pathway (Cherukuri et al., 2007). These results support the notion that antagonizing EP4 receptors may provide a novel therapeutic approach to the treatment of colon cancer.

[0014] EP4 receptor antagonists may have therapeutic utility in the treatment of migraine since it has been observed that EP4 antagonists block PGE₂-induced relaxation of human-isolated middle cerebral artery (Davis et al., 2004; Maubach et al., 2009) and the picture has been enlarged to include the interaction of endogenous PGE₂ with calcitonin gene-related peptide release from trigeminal nerves (Maubach et al., 2009).

[0015] Chuang and colleagues found that MF191, a selective EP4 receptor antagonist, may have effects on the bladder urothelium and inflammatory cells and suppress CYP- or PGE₂-induced bladder overactivity (Chuang et al, 2012). EP4 receptor antagonists may be useful for the treatment of overactive bladder.

[0016] Additional therapeutic applications for EP4 antagonists are modulation of the cough reflex (Maher et al 2010), treatment for endometriosis in women (Lee et al 2010) and Alzheimer's disease (Wei et al, 2010).

[0017] Based on the above mentioned results coming from animal and human studies, EP4 receptor has been identified as a selective target for the development of new potential therapies for the treatment of those disorders where PGE2 action is involved. In view of the potential therapeutic applications of agonists and antagonists of the EP4 receptor, a great effort is being directed to find selective ligands. Despite intense research efforts in this area, very few compounds with selective EP4 activity have been reported.

[0018] Examples of compounds with activity towards EP4 receptors are disclosed in EP2172447, WO2011102149 or WO2008071736.

[0019] There is thus still a need to find compounds having pharmacological activity towards the EP4 receptor, being both effective and selective, having good "druggability" properties, i.e. good pharmaceutical properties related to administration, distribution, metabolism and excretion and showing a good toxicological profile.

[0020] The present invention hereby provide some novel compounds complying with the above mentioned properties.

OBJECT OF THE INVENTION

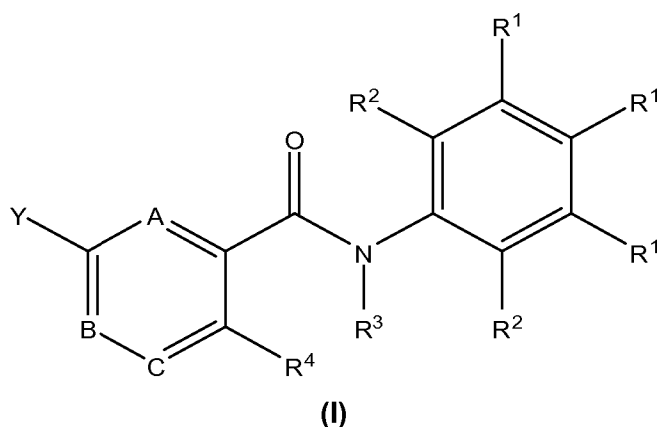
[0021] The present invention discloses novel compounds with great affinity to EP4 receptors which might be used for the treatment of EP4-related disorders or diseases.

[0022] Specifically, it is an object of the invention a compound of general formula (I):

5

10

15



wherein:

20

each R^1 may be a $-COOH$; a H; a halogen; a tetrazol; a $-SO_2-NH-C(=O)-R'$; a $-C(=O)NH-SO_2-R'$; or a $-SO_2-OH$ with the proviso that only one of them must always represent a $-COOH$; or tetrazol or $-SO_2-NH-C(=O)-R'$ or $-C(=O)NH-SO_2-R'$ or $-SO_2-OH$,

25

each R^2 is independently selected from the group consisting of H; a halogen; C_{1-6} -alkyl; or $-O-C_{1-6}$ -alkyl, with the proviso that at least one R^2 must be different from H

30

R^3 is selected from H; or a C_{1-6} -alkyl;

R^4 is a halogen or a C_{1-6} -alkyl;

A, **B** and **C** independently represents a CR^a or a N;

35

Y is a $-NR^5R^6$; an $-OR^7$; a phenyl, optionally substituted by at least one R^b ; a benzyl optionally substituted by at least one R^b ; a 5- or 6-membered heterocyclic ring, optionally substituted by at least one R^b , containing at least one heteroatom selected from N, O or S; a C_{1-4} -alkylene- C_{3-6} -cycloalkyl; or a C_{2-6} -alkyl;

R^5 and R^6 are independently selected from H; a C_{1-6} -alkyl; a benzyl; a C_{3-6} cycloalkyl; $-C_{1-4}$ -alkylene- C_{3-6} cycloalkyl; or $-C_{1-4}$ -alkylene- C_{1-6} -alkyloxy;

R^7 is a H, a C_{1-6} -alkyl, a benzyl optionally substituted by at least one R^c ; or a $-C_{1-4}$ -alkylene- C_{3-6} cycloalkyl;

40

R' is independently selected from a hydrogen; C_{1-6} -alkyl; an optionally substituted phenyl; or $-N(CH_3)_2$;

R^a is a H or a C_{1-6} -alkyl;

45

each R^b is independently a H; a C_{1-6} -alkyl; a halogen; a $-CN$; a trihalo- C_{1-6} -alkyl; a $-CONR^8R^9$; an $-OR^{10}$ or $-C_{1-4}$ -alkylene- OR^{11} ;

each R^c is independently a H; a C_{1-6} -alkyl; or a halogen;

50

R^8 and R^9 are independently selected from H; or a C_{1-6} -alkyl;

R^{10} and R^{11} are independently selected from H; or a C_{1-6} -alkyl;

55

with the proviso that when R^1 is $COOH$ in meta position and R^2 is either methyl or Cl or when R^1 is $COOH$ in para position and R^2 is methyl, R^7 is not methyl and R^4 is not Br

and with the proviso that when R^1 is a tetrazol the circumstance where **Y** is methoxy or pyrrolidinyl and R^4 is Br or Cl is not possible, and the salts and solvates thereof.

[0023] It is also an object of the invention the process for the preparation of compounds of general formula (I).

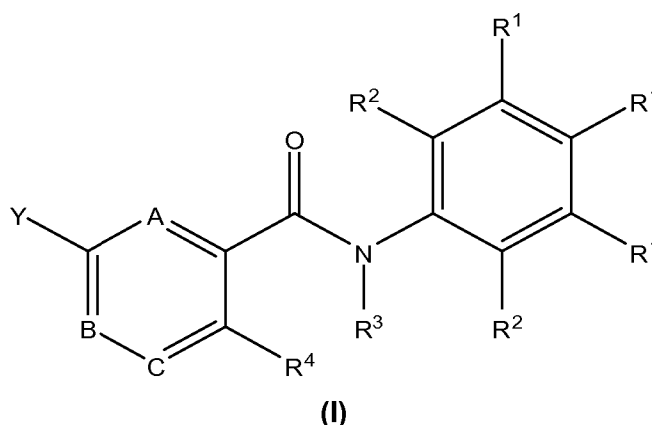
[0024] In another aspect, the invention relates to a compound of general formula (I) for use as a medicament.

[0025] Yet another object of the invention is a compound of general formula (I) for use in the treatment and/or prophylaxis of diseases or disorders mediated by the EP4 receptor. This includes but is not limited to diseases such as inflammatory related pain including low back and neck pain, skeletal pain, post-partum pain, toothache, sprains and strains, myositis, neuralgia, synovitis, arthritis, including rheumatoid arthritis, degenerative joint diseases, gout and ankylosing spondylitis, bursitis, burns including radiation and corrosive chemical injuries and sunburns; postoperative pain; neuropathic pain; visceral pain; tension headache; cluster headaches; migraine; motility-related disorders including gastrointestinal disorders, urinary incontinence and other urinary tract diseases; dysmenorrhea; preterm labour; diabetic retinopathy; tumour angiogenesis; cancer; metastatic tumour growth; neurodegenerative diseases including senile dementia, Alzheimer's disease, Pick's disease, Huntington's chorea, Parkinson's disease, Creutzfeldt-Jakob disease, or amyotrophic lateral sclerosis; neuroprotection/stroke; glaucoma; osteoporosis; bone fractures; Paget's disease; hyperthermia including different types of fever as rheumatic fever; symptoms associated with influenza or other viral infections; gastrointestinal disorders related with chemotherapy or irritable bowel syndrome; gastrointestinal bleeding; coagulation disorders including anaemia, hypoprothrombinemia, haemophilia or other bleeding problems; kidney diseases including nephritis, particularly mesangial proliferative glomerulonephritis and nephritic syndrome; thrombosis and occlusive vascular diseases; inflammatory diseases including the treatment of skin conditions such as sunburn, burns, eczema, dermatitis, psoriasis; ophthalmic diseases including glaucoma, retinitis, retinopathies, uveitis and of acute injury to the eye tissue such as conjunctivitis; lung disorders including asthma, bronchitis, emphysema, allergic rhinitis, respiratory distress syndrome pigeon fancier's disease, farmer's lung, CORD; gastrointestinal tract disorders including aphthous ulcer, Crohn's disease, atopic gastritis, gastritis varioliforme, ulcerative colitis, coeliac disease, regional ileitis, irritable bowel syndrome, inflammatory bowel disease, gastrointestinal reflux disease; organ transplantation; other conditions with an inflammatory component such as vascular disease, migraine, periarteritis nodosa, thyroiditis, aplastic anaemia, Hodgkin's disease, scleroderma, myaesthesia gravis, multiple sclerosis, sarcoidosis, nephrotic syndrome, Bechet's syndrome, polymyositis, gingivitis, myocardial ischemia, pyrexia, systemic lupus erythematosus, polymyositis, tendinitis, bursitis, and Sjogren's syndrome; bone diseases characterized by abnormal bone metabolism or resorption such as osteoporosis, especially postmenopausal osteoporosis, hypercalcemia, hyperparathyroidism, Paget's bone diseases, osteolysis, hypercalcemia of malignancy with or without bone metastases, rheumatoid arthritis, periodontitis, osteoarthritis, ostealgia, osteopenia, cancer cachexia, calculosis, lithiasis, especially urolithiasis, solid carcinoma, gout and ankylosing spondylitis, tendinitis and bursitis; immune diseases such as multiple sclerosis, rheumatoid arthritis, inflammatory bowel diseases and allergic skin disorders; contact hypersensitivity, cough and endometriosis.

[0026] It is another object of the invention a pharmaceutical composition comprising at least one compound of general formula (I) and at least one pharmaceutically acceptable carrier, additive, adjuvant or vehicle.

DETAILED DESCRIPTION OF THE INVENTION

[0027] In a first aspect the invention relates to compounds of general formula (I):



wherein:

each **R¹** may be a -COOH; a H; a halogen; a tetrazol; a -SO₂-NH-C(=O)-R'; a-C(=O)NH-SO₂-R'; or a -SO₂-OH with the proviso that only one of them must always represent a -COOH; or tetrazol or -SO₂-NH-C(=O)-R' or -C(=O)NH-SO₂-R' or -SO₂-OH,

each **R²** is independently selected from the group consisting of H; a halogen; C₁₋₆-alkyl; or -O-C₁₋₆-alkyl, with the

EP 2 953 927 B1

proviso that at least one R² must be different from H R³ is selected from H; or a C₁₋₆-alkyl;

R⁴ is a halogen or a C₁₋₆-alkyl;

5 A, B and C independently represents a CR^a or a N;

Y is a -NR⁵R⁶; an -OR⁷; a phenyl, optionally substituted by at least one R^b; a benzyl optionally substituted by at least one R^b; a 5- or 6-membered heterocyclic ring, optionally substituted by at least one R^b, containing at least one heteroatom selected from N, O or S; a C₁₋₄-alkylene-C₃₋₆-cycloalkyl; or a C₂₋₆-alkyl;

10 R⁵ and R⁶ are independently selected from H; a C₁₋₆-alkyl; a benzyl; a C₃₋₆-cycloalkyl; -C₁₋₄-alkylene-C₃₋₆-cycloalkyl; or -C₁₋₄-alkylene-C₁₋₆-alkyloxy;

15 R⁷ is a H, a C₁₋₆-alkyl, a benzyl optionally substituted by at least one R^c; or a -C₁₋₄-alkylene-C₃₋₆-cycloalkyl;

R⁸ is independently selected from a hydrogen; C₁₋₆-alkyl; an optionally substituted phenyl; or -N(CH₃)₂;

R^a is a H or a C₁₋₆-alkyl;

20 each R^b is independently a H; a C₁₋₆-alkyl; a halogen; a -CN; a trihalo-C₁₋₆-alkyl; a -CONR⁸R⁹; an -OR¹⁰ or -C₁₋₄-alkylene-OR¹¹;

each R^c is independently a H; a C₁₋₆-alkyl; or a halogen;

25 R⁸ and R⁹ are independently selected from H; or a C₁₋₆-alkyl;

R¹⁰ and R¹¹ are independently selected from H; or a C₁₋₆-alkyl;

30 with the proviso that when R¹ is COOH in meta position and R² is either methyl or Cl or when R¹ is COOH in para position and R² is methyl, R⁷ is not methyl and R⁴ is not Br

and with the proviso that when R¹ is a tetrazol the circumstance where Y is methoxy or pyrrolidinyl and R⁴ is Br or Cl is not possible, and the salts and solvates thereof.

35 [0028] In a particular embodiment of the invention in the compounds of formula (I) when R¹ is COOH both R² are methyl, R⁴ is methyl and Y is a piperidine substituted by and R_b, then R_b does not represent an OR¹⁰ with R¹⁰ being a hydrogen.

[0029] Another particular embodiment of the invention is represented by compounds of formula (I) where Y a 5- or 6-membered heterocyclic ring, optionally substituted by at least one R^b. In this embodiment, the 5- or 6-membered heterocyclic ring is not a piperidine or pyrrolidine.

40 [0030] Also included within the scope of the invention are the isomers, polymorphs, isotopes, salts, solvates and prodrugs of the compounds of formula (I). Any reference to a compound of formula (I) throughout the present specification includes a reference to any isomer, polymorph, isotope, salt, solvate or prodrug of such compound of formula (I).

[0031] The compounds of formula (I) may exist in different physical forms, i.e. amorphous and crystalline forms. Moreover, the compounds of the invention may have the ability to crystallize in more than one form, a characteristic which is known as polymorphism. Polymorphs can be distinguished by various physical properties well known in the art such as X-ray diffraction pattern, melting point or solubility. All physical forms of the compounds of formula (I), including all polymorphic forms ("polymorphs") thereof, are included within the scope of the invention.

45 [0032] Some of the compounds of the present invention may exist as several optical isomers and/or several diastereoisomers. Diastereoisomers can be separated by conventional techniques such as chromatography or fractional crystallization. Optical isomers can be resolved by conventional techniques of optical resolution to give optically pure isomers. This resolution can be carried out on any chiral synthetic intermediate or on the products of formula I. Optically pure isomers can also be individually obtained using enantiospecific synthesis. The present invention covers all individual isomers as well as mixtures thereof (for example racemic mixtures or mixtures of diastereoisomers), whether obtained by synthesis or by physically mixing them.

55 [0033] In addition, any formula given herein is intended to represent unlabeled forms as well as isotopically labeled forms of the compounds. Isotopically labeled compounds have structures depicted by the formulas given herein except that one or more atoms are replaced by an atom having a selected atomic mass or mass number. Examples of isotopes that can be incorporated into compounds of the invention include isotopes of hydrogen, carbon, nitrogen, oxygen,

phosphorous, fluorine, chlorine, and iodine, such as ^2H , ^3H , ^{11}C , ^{13}C , ^{14}C , ^{15}N , ^{18}O , ^{17}O , ^{31}P , ^{32}P , ^{36}S , ^{18}F , ^{36}Cl , and ^{125}I , respectively. Such isotopically labelled compounds are useful in metabolic studies (preferably with ^{14}C), reaction kinetic studies (with, for example ^2H or ^3H), detection or imaging techniques [such as positron emission tomography (PET) or single-photon emission computed tomography (SPECT)] including drug or substrate tissue distribution assays, or in radioactive treatment of patients. In particular, an ^{18}F or ^{11}C labeled compound may be particularly preferred for PET or SPECT studies. Further, substitution with heavier isotopes such as deuterium (i.e., ^2H) may afford certain therapeutic advantages resulting from greater metabolic stability, for example increased in vivo half-life or reduced dosage requirements. In addition to the unlabeled form, all isotopically labeled forms of the compounds of formula I are included within the scope of the invention.

[0034] "Halogen" or "halo" as referred in the present invention represent fluorine, chlorine, bromine or iodine.

[0035] The term "alkyl," alone or in combination, means an acyclic radical, linear or branched, preferably containing from 1 to about 6 carbon atoms. Examples of such radicals include methyl, ethyl, n-propyl, isopropyl, n-butyl, isobutyl, sec-butyl, tert-butyl, pentyl, iso-amyl, hexyl, heptyl, octyl, and the like. Where no specific substitution is specified, alkyl radicals may be optionally substituted with groups consisting of hydroxy, sulfhydryl, methoxy, ethoxy, amino, cyano, chloro, and fluoro. The carbon atom content of various hydrocarbon-containing moieties is indicated by suffix designating a lower and upper number of carbon atoms in the moiety. Thus, for example, 'C₁₋₆-alkyl' refers to alkyl of 1 to 6 carbon atoms, inclusive.

[0036] An "alkylene" linking group preferably contains 1-4 carbon atoms and represents for example methylene, ethylene, propylene, butylene. The carbon atom content of various hydrocarbon-containing moieties is indicated by suffix designating a lower and upper number of carbon atoms in the moiety. Thus, for example, 'C₁₋₄-alkylene' refers to an alkylene of 1 to 4 carbon atoms, inclusive.

[0037] An "alkenylene" linking group preferably contains 2 to 4 carbon atoms and represents for example ethenylene, 1,3-propenylene, 1,4-but-1-enylene, 1,4-but-2-enylene. The carbon atom content of various hydrocarbon-containing moieties is indicated by suffix designating a lower and upper number of carbon atoms in the moiety. Thus, for example, 'C₂₋₄-alkenylene' refers to alkenylene of 2 to 4 carbon atoms, inclusive.

[0038] "Cycloalkyl" is preferably a monocyclic cycloalkyl containing from three to six carbon atoms. Examples include cyclopropyl, cyclobutyl, cyclopentyl, and cyclohexyl. The carbon atom content of various hydrocarbon-containing moieties is indicated by suffix designating a lower and upper number of carbon atoms in the moiety. Thus, for example, 'C₃₋₆-cycloalkyl' refers to cycloalkyl of 3 to 6 carbon atoms, inclusive.

[0039] The term "carbocyclic", "carbocyclic ring" and "carbocyclyl" refer to a saturated, unsaturated or aromatic mono- or multi-ring cycloalkyl only formed from carbon atoms.

[0040] The terms "heterocycle", "heterocyclic ring" and "heterocyclyl" refer to a saturated, unsaturated or aromatic mono- or multi-ring cycloalkyl wherein one or more carbon atoms is replaced by N, S, or O. The terms "heterocycle", "heterocyclic ring system," and "heterocyclyl" include fully saturated ring structures such as piperazinyl, dioxanyl, tetrahydrofuranyl, oxiranyl, aziridinyl, morpholinyl, pyrrolidinyl, piperidinyl, thiazolidinyl, and others. The terms "heterocycle", "heterocyclic ring system," and "heterocyclyl" also include partially unsaturated ring structures such as dihydrofuranyl, dihydropyrrolyl, pyrazolinyl, imidazolyl, pyrrolinyl, chromanyl, dihydrothienyl, and others. The term "heterocycle", "heterocyclic ring system," and "heterocyclyl" also include aromatic structures such as pyridyl, pyrimidinyl, pyridazinyl, pyrazinyl, thienyl, furanyl, pyrrolyl, pyrazolyl, imidazolyl, oxazolyl, isoxazolyl, thiazolyl, isothiazolyl, triazolyl, oxadiazolyl, thiadiazolyl, and tetrazolyl, optionally substituted.

The term "heteroaromatic ring" refers to an aromatic heterocyclic ring. Examples of "heteroaromatic ring" include pyridyl, pyrimidinyl, pyridazinyl, pyrazinyl, thionyl, furanyl, pyrrolyl, pyrazolyl, imidazolyl, oxazolyl, isoxazolyl, thiazolyl, isothiazolyl, triazolyl, oxadiazolyl, thiadiazolyl, and tetrazolyl, optionally substituted.

[0041] The term "ring" or "ring system" according to the present invention refers to ring systems comprising saturated, unsaturated or aromatic carbocyclic ring systems which contain optionally at least one heteroatom as ring member and which are optionally at least mono-substituted. Said ring systems may be condensed to other carbocyclic ring systems.

[0042] The term "monocyclic ring" refers to a ring system composed of a single ring.

[0043] The term "polycyclic ring" refers to a ring system composed of at least two rings.

[0044] The term "salt" must be understood as any form of an active compound used in accordance with this invention in which the said compound is in ionic form or is charged and coupled to a counter-ion (a cation or anion) or is in solution. This definition also includes quaternary ammonium salts and complexes of the active molecule with other molecules and ions, particularly complexes formed via ionic interactions. The definition particularly includes physiologically acceptable salts. This term must be understood as equivalent to "pharmaceutically acceptable salts".

[0045] The term "pharmaceutically acceptable salts" in the context of this invention means any salt that is tolerated physiologically (normally meaning that it is not toxic, particularly as a result of the counter-ion) when used in an appropriate manner for a treatment, particularly applied or used in humans and/or mammals. These pharmaceutically acceptable salts may be formed with cations or bases and, in the context of this invention, are understood to be salts formed by at least one compound used in accordance with the invention - normally an acid (deprotonated) - such as an anion and at

least one physiologically tolerated cation, preferably inorganic, particularly when used on humans and/or mammals. Salts with alkali and alkali earth metals are particularly preferred, as well as those formed with ammonium cations (NH_4^+). Preferred salts are those formed with (mono) or (di)sodium, (mono) or (di)potassium, magnesium or calcium. These physiologically acceptable salts may also be formed with anions or acids and, in the context of this invention, are understood as being salts formed by at least one compound used in accordance with the invention -normally protonated, for example in nitrogen- such as a cation and at least one physiologically tolerated anion, particularly when used on humans and/or mammals. This definition specifically includes in the context of this invention a salt formed by a physiologically tolerated acid, i.e. salts of a specific active compound with physiologically tolerated organic or inorganic acids - particularly when used on humans and/or mammals. Examples of this type of salts are those formed with: hydrochloric acid, hydrobromic acid, sulphuric acid, methanesulfonic acid, formic acid, acetic acid, oxalic acid, succinic acid, malic acid, tartaric acid, mandelic acid, fumaric acid, lactic acid or citric acid.

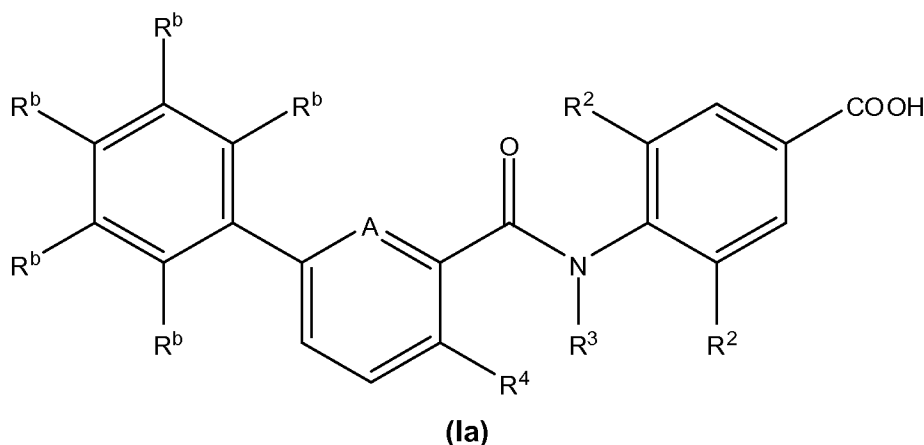
[0046] The term "solvate" in accordance with this invention should be understood as meaning any form of the active compound in accordance with the invention in which said compound is bonded by a non-covalent bond to another molecule (normally a polar solvent), especially including hydrates and alcoholates, for example methanolate.

[0047] The term "prodrug" is used in its broadest sense and encompasses those derivatives that are converted in vivo to the compounds of the invention. Examples of prodrugs include, but are not limited to, derivatives and metabolites of the compounds of formula (I) that include biohydrolyzable moieties such as biohydrolyzable amides, biohydrolyzable esters, biohydrolyzable carbamates, biohydrolyzable carbonates, biohydrolyzable ureides, and biohydrolyzable phosphate analogues. Preferably, prodrugs of compounds with carboxyl functional groups are the lower alkyl esters of the carboxylic acid. The carboxylate esters are conveniently formed by esterifying any of the carboxylic acid moieties present on the molecule. Prodrugs can typically be prepared using well-known methods, such as those described by Burger "Medicinal Chemistry and Drug Discovery 6th ed. (Donald J. Abraham ed., 2001, Wiley) and "Design and Applications of Prodrugs" (H. Bundgaard ed., 1985, Harwood Academic Publishers).

[0048] The terms "prevention", "preventing", "preventive" "prevent" and "prophylaxis" refer to the capacity of a therapeutic to avoid, minimize or difficult the onset or development of a disease or condition before its onset.

[0049] The terms "treating" or "treatment" is meant at least a suppression or an amelioration of the symptoms associated with the condition afflicting the subject, where suppression and amelioration are used in a broad sense to refer to at least a reduction in the magnitude of a parameter, e.g., symptom associated with the condition being treated, such as pain. As such, the method of the present invention also includes situations where the condition is completely inhibited, terminated, such that the subject no longer experiences the condition.

[0050] A particular embodiment of the invention compounds of formula (I) are represented by general formula (Ia):

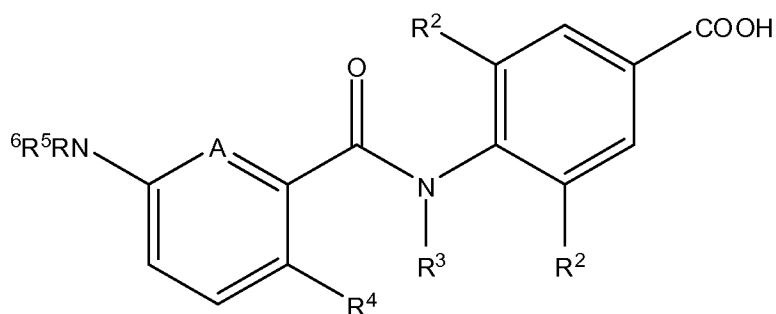


where R^2 , R^3 , R^4 , R^b and **A** have the same meanings as for general formula (I).

[0051] In another particular embodiment of the invention compounds of formula (I) are represented by general formula (Ib):

5

10



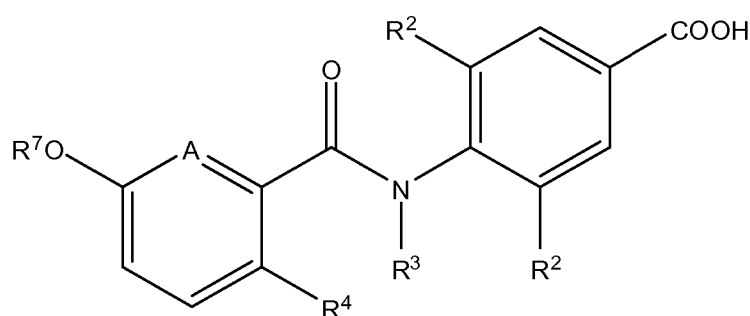
(Ib)

where R^2 , R^3 , R^4 , R^5 , R^6 and A have the same meanings as for general formula (I).

15 [0052] Yet another particular embodiment of the invention is that where compounds of formula (I) are represented by general formula (Ic):

20

25



(Ic)

30

where R^2 , R^3 , R^4 , R^7 and A have the same meanings as for general formula (I).

[0053] In a preferred embodiment of the invention one R^1 substituent is $-COOH$ and the other two R^1 substituents are hydrogen.

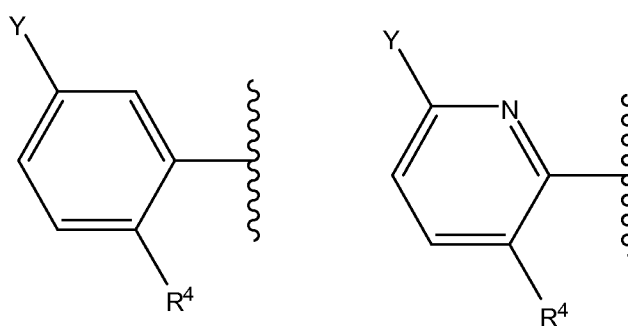
35

[0054] In another preferred embodiment of the invention each R^2 is independently selected from H, methyl or Cl with the proviso that at least one R^2 is different from H.

[0055] In another preferred embodiment in the compounds of the invention A , B and C are such that give rise to a moiety selected from:

40

45

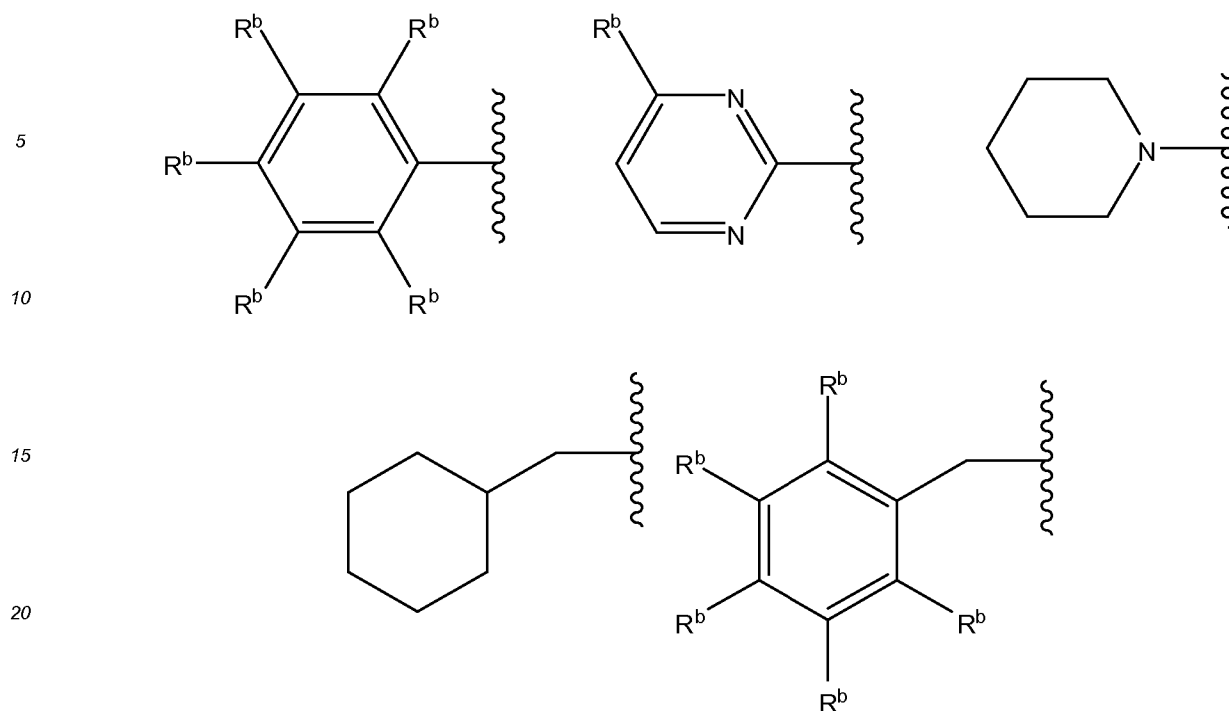


50

where Y has the same meanings as for general formula (I) and R^4 is preferably independently selected from H, methyl or Cl.

[0056] Another preferred embodiment is represented by compounds of formula (I) where Y is a $-NR^5R^6$; an $-OR^7$ or one of the following groups:

55



where R^5 , R^6 , R^7 and R^b have the same meanings as for formula (I).

[0057] Among all the compounds encompassed by the general formula (I) the following compounds are particularly preferred:

- 4-(4-Chloro-3'-methoxybiphenyl-3-ylcarboxamido)-3,5-dimethylbenzoic acid;
- 4-(4-Chloro-3'-(hydroxymethyl)biphenyl-3-ylcarboxamido)-3,5-dimethylbenzoic acid;
- 4-(3'-Methoxy-4-methylbiphenyl-3-ylcarboxamido)-3,5-dimethylbenzoic acid;
- 4-(3'-Fluoro-4-methylbiphenyl-3-ylcarboxamido)-3,5-dimethylbenzoic acid;
- 4-(3'-Cyano-4-methylbiphenyl-3-ylcarboxamido)-3,5-dimethylbenzoic acid;
- 3,5-Dichloro-4-(3'-(hydroxymethyl)-4-methylbiphenyl-3-ylcarboxamido)benzoic acid;
- 3,5-Dichloro-4-(3'-cyano-4-methylbiphenyl-3-ylcarboxamido)benzoic acid;
- 3,5-Dichloro-4-(3'-methoxy-4-methylbiphenyl-3-ylcarboxamido)benzoic acid;
- 4-(3'-(Hydroxymethyl)-4-methylbiphenyl-3-ylcarboxamido)-3,5-dimethylbenzoic acid;
- 4-(5'-Chloro-2'-fluoro-4-methylbiphenyl-3-ylcarboxamido)-3,5-dimethylbenzoic acid;
- 4-(2',5'-Difluoro-4-methylbiphenyl-3-ylcarboxamido)-3,5-dimethylbenzoic acid;
- 4-(2',5'-Difluoro-4-methylbiphenyl-3-ylcarboxamido)-3,5-dimethylbenzoic acid;
- 4-(2'-fluoro-5'-methoxy-4-methylbiphenyl-3-ylcarboxamido)-3,5-dimethylbenzoic acid;
- 4-(3'-Carbamoyl-4-methylbiphenyl-3-ylcarboxamido)-3,5-dimethylbenzoic acid;
- 4-(3',4-Dichlorobiphenyl-3-ylcarboxamido)-3,5-dimethylbenzoic acid;
- 3,5-Dichloro-4-(3'-chloro-4-methylbiphenyl-3-ylcarboxamido)benzoic acid;
- 3,5-Dichloro-4-(4-chloro-3'-(hydroxymethyl)biphenyl-3-ylcarboxamido)benzoic acid;
- 3,5-Dichloro-4-(4-chloro-3'-methoxybiphenyl-3-ylcarboxamido)benzoic acid;
- 3,5-Dichloro-4-(4-chloro-3'-cyanobiphenyl-3-ylcarboxamido)benzoic acid;
- 3,5-Dichloro-4-(3',4-dichlorobiphenyl-3-ylcarboxamido)benzoic acid;
- 4-(3'-Chloro-4-methylbiphenyl-3-ylcarboxamido)-3,5-dimethylbenzoic acid;
- 4-(3',4-Dichlorobiphenyl-3-ylcarboxamido)-3-methylbenzoic acid;
- 3-Chloro-4-(3',4-dichlorobiphenyl-3-ylcarboxamido)-5-methylbenzoic acid;
- 4-(3-Chloro-6-(3-chlorophenyl)picolinamido)-3,5-dimethylbenzoic acid;
- 4-(2-Chloro-5-isobutoxybenzamido)-3,5-dimethylbenzoic acid;
- 3,5-Dichloro-4-(2-chloro-5-isobutoxybenzamido)benzoic acid;
- 3-Chloro-4-(2-chloro-5-isobutoxybenzamido)benzoic acid;
- 3-Chloro-4-(2-chloro-5-isobutoxybenzamido)-5-methylbenzoic acid;
- 4-(2-Chloro-5-isobutoxybenzamido)-3-methoxybenzoic acid;
- 4-(5-(Benzyloxy)-2-chlorobenzamido)-3,5-dichlorobenzoic acid;

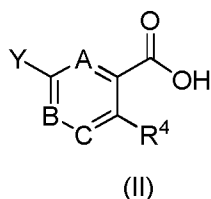
- 3,5-Dichloro-4-(2-chloro-5-isopropoxybenzamido)benzoic acid;
- 3,5-Dichloro-4-(2-chloro-5-methoxybenzamido)benzoic acid;
- 3,5-Dichloro-4-(2-chloro-5-(cyclobutylmethoxy)benzamido)benzoic acid;
- 3,5-Dichloro-4-(2-chloro-5-ethoxybenzamido)benzoic acid;
- 5 • 3,5-Dichloro-4-(2-chloro-5-(neopentyloxy)benzamido)benzoic acid;
- 3,5-Dichloro-4-(2-chloro-5-(2,4-difluorobenzyloxy)benzamido)benzoic acid;
- 3,5-Dichloro-4-(2-chloro-5-(4-chloro-2-fluorobenzyloxy)benzamido)benzoic acid;
- 4-(2-Chloro-5-(2,4-difluorobenzyloxy)benzamido)-2,3,5,6-tetrafluorobenzoic acid;
- 3-(3'-Chloro-4-methylbiphenyl-3-ylcarboxamido)-4-methylbenzoic acid;
- 10 • 3-(3',4-Dichlorobiphenyl-3-ylcarboxamido)-2-methylbenzoic acid;
- 3-(3',4-Dichlorobiphenyl-3-ylcarboxamido)-4-methylbenzoic acid;
- 4-Chloro-3-(3',4-dichlorobiphenyl-3-ylcarboxamido)benzoic acid;
- 3-(3-Chloro-6-(3-chlorophenyl)picolinamido)-4-methylbenzoic acid;
- 3-(2-Chloro-5-(4-(trifluoromethyl)pyrimidin-2-yl)benzamido)-4-methylbenzoic acid;
- 15 • 3-(2-Chloro-5-isobutoxybenzamido)-4-methylbenzoic acid;
- 3-(3'-Chloro-4-methylbiphenyl-3-ylcarboxamido)-4-isopropylbenzoic acid;
- 3-(3',4-Dichlorobiphenyl-3-ylcarboxamido)-4-isopropylbenzoic acid;
- 3,5-Dichloro-4-(3-chloro-6-(3-chlorophenyl)picolinamido)benzoic acid;
- 3-Chloro-4-(3-chloro-6-(3-chlorophenyl)picolinamido)-5-methylbenzoic acid;
- 20 • 3,5-Dichloro-4-(3-chloro-6-isobutoxypicolinamido)benzoic acid;
- 3,5-Dichloro-4-(3-chloro-6-(cyclopropylmethylamino)picolinamido)benzoic acid;
- 3,5-Dichloro-4-(3-chloro-6-(cyclopentylamino)picolinamido)benzoic acid;
- 4-(6-(Benzylamino)-3-chloropicolinamido)-3,5-dichlorobenzoic acid;
- 3,5-Dichloro-4-(3-chloro-6-(2-ethoxyethyl)(methyl)amino)picolinamido)benzoic acid;
- 25 • 4-(6-(Butyl(methyl)amino)-3-chloropicolinamido)-3,5-dichlorobenzoic acid;
- 3,5-Dichloro-4-(3-chloro-6-(diethylamino)picolinamido)benzoic acid;
- 3,5-Dichloro-4-(3-chloro-6-(propylamino)picolinamido)benzoic acid;
- 3,5-Dichloro-4-(3-chloro-6-(piperidin-1-yl)picolinamido)benzoic acid;
- Sodium 3,5-dimethyl-4-(4-methyl-3'-(trifluoromethyl)biphenyl-3-ylcarboxamido)benzoate;
- 30 • 4-(3'-Chloro-5'-methoxy-4-methylbiphenyl-3-ylcarboxamido)-3,5-dimethylbenzoic acid;
- Sodium 3,5-dichloro-4-(2-chloro-5-(4-(trifluoromethyl)pyrimidin-2-yl)benzamido)benzoate;
- 3,5-Dichloro-4-(5-(cyclohexylmethyl)-2-methylbenzamido)benzoic acid;
- 4-(5-Benzyl-2-chlorobenzamido)-3,5-dichlorobenzoic acid;
- 3,5-Dichloro-4-(2-chloro-5-isobutylbenzamido)benzoic acid;
- 35 • 4-(2-Chloro-5-isobutoxy-N-methylbenzamido)-3,5-dimethylbenzoic acid;
- 3,5-Dichloro-4-(2-chloro-5-isobutoxy-N-methylbenzamido)benzoic acid;
- 3,5-Dichloro-4-(2-chloro-5-isobutoxy-N-ethylbenzamido)benzoic acid;
- 3,5-Dichloro-4-(2-chloro-5-isobutoxy-N-isobutylbenzamido)benzoic acid;
- 3,5-Dichloro-4-(2-chloro-5-isobutoxy-N-propylbenzamido)benzoic acid;
- 40 • 3,5-Dichloro-4-(2-chloro-5-(2,4-difluorobenzyloxy)-N-ethylbenzamido)benzoic acid;
- 3,5-Dichloro-4-(2-chloro-5-(4-chloro-2-fluorobenzyloxy)-N-ethylbenzamido)benzoic acid;
- Sodium 3-(5-(benzyloxy)-2-chlorobenzamido)-4-methylbenzoate;

and the salts, solvates and prodrugs thereof.

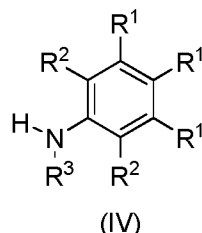
45 **[0058]** In another aspect the invention refers to a process for preparing the compounds of the invention.

[0059] The compounds of the invention may be made by a variety of methods, including standard chemistry. Any previously defined variable will continue to have the previously defined meaning unless otherwise indicated. Illustrative general synthetic methods are set out below and then the preparation of specific compounds of the invention is described in more detail in the Experimental Section.

50 **[0060]** For instance, a process for preparing compounds of general formula (I) comprises the reaction between a compound of general formula (II):



10 with a compound of general formula (IV), or a protected form thereof



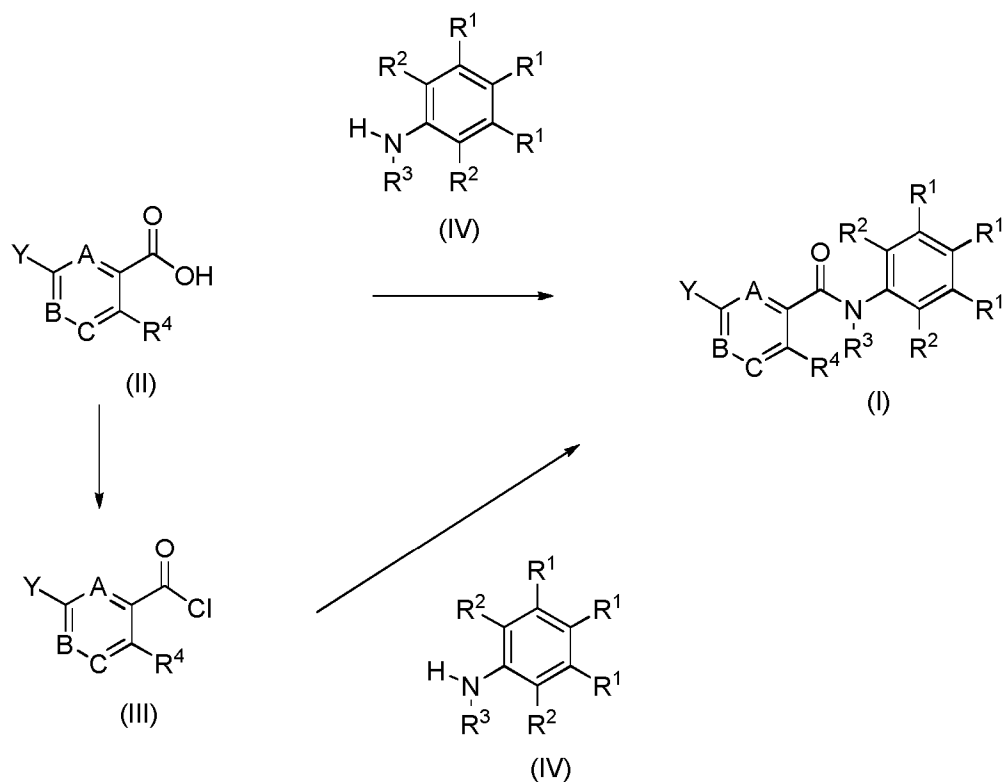
20 followed if necessary by the removal of any protecting group that may be present.

[0061] In general, a compound of formula IV is preferably used in protected form, i.e. if R¹ is -CO₂H, compound IV is used in protected form as an ester, and therefore the acid must be deprotected after the reaction of II with IV under standard conditions; a suitable set of conditions comprises the treatment of the corresponding ester with NaOH (10%), in tetrahydrofuran or methanol at about 50°C.

25 **[0062]** A compound of formula I thus obtained can be converted into a salt using standard procedures. For example, when R¹ in a compound of formula I is -CO₂H, the sodium salt can be obtained for example by treatment of the corresponding carboxylic acid with sodium tert-butoxide in methanol at room temperature.

[0063] The process for the synthesis of compound of general formula I can be summarised as follows:

30 **SCHEME A**

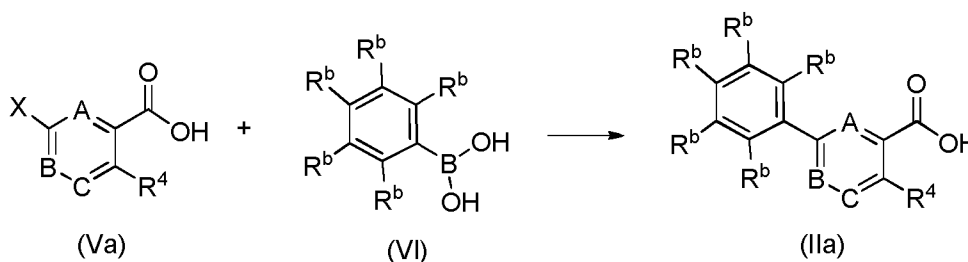


[0064] In the above scheme, A, B, C, R¹, R², R³, and R⁴ have the meaning previously defined.

[0065] Referring to Scheme A, compounds of formula I are prepared by amide coupling procedures. For example, acid (II) are coupled with amine (IV) directly, in the presence of an activating agent such as 1,1'-carbonyl-dimidazole (CDI), (Benzotriazol-1-yloxy)tripyrrolidinophosphonium hexafluorophosphate (PyBOP), (Dimethylamino)-*N,N*-dimethyl(3*H*-[1,2,3]triazolo[4,5-*b*]pyridin-3-yloxy)methaniminium hexafluorophosphate (HATU), 3-(ethyliminomethyleneamino)-*N,N*-dimethylpropan-1-amine/1-hydroxybenzotriazole (EDC/HOBt) or the like. Alternatively, acids (II) are activated as mixed anhydrides or acid chlorides (III), and then coupled with amides (IV) in the presence of a suitable base such as sodium hydride, triethylamine, diisopropylethylamine, pyridine or the like.

[0066] The starting compounds of general formula (II) can be prepared in several ways. The process for the synthesis of compound of general formula (IIa), where Y is a phenyl group, can be summarised as follows:

SCHEME B

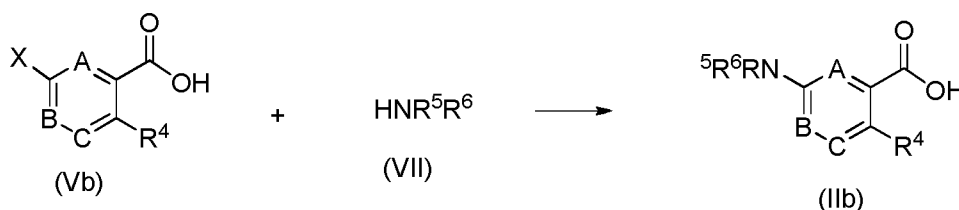


In the above scheme, X represents chloro or bromo and all remaining substituents have the same meanings as previously defined in relation to a compound of formula (I).

[0067] Suitable reaction conditions for the preparation a compound of formula (IIa) include conventional methods for Suzuki coupling between halo derivatives (Va) and boronic acids (VI) in the presence of a Pd source and a ligand. For example (Va) and (VI) are coupled by treatment with tetrakis(triphenylphosphine)palladium(0) (Pd(PPh₃)₄) in the presence of a base such as sodium carbonate in a solvent, e.g. acetonitrile at a temperature, e.g. 80°C. Examples of other combination of Pd sources and ligands are palladium(II) acetate and triphenylphosphine, dichlorobis(triphenylphosphine)palladium(II), tris(dibenzylideneacetone)dipalladium(0). Other suitable bases are potassium carbonate, cesium carbonate, potassium phosphate or the like. Other preferred solvents include dioxane, tetrahydrofuran and pyridine. Temperature can be varied from room temperature to 130°C.

[0068] The process for the synthesis of compound of general formula (IIb), where Y is a R⁶R⁵N group, can be summarised as follows:

SCHEME C

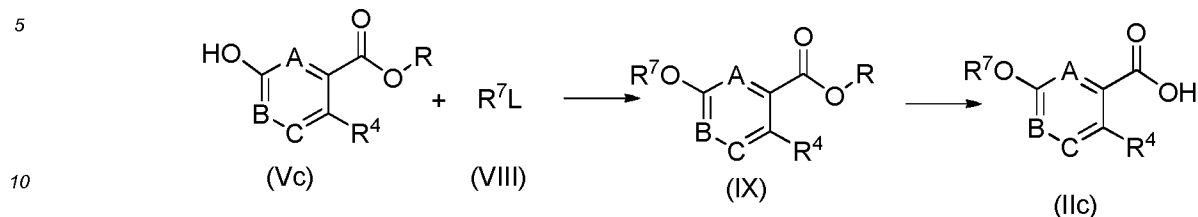


In the above scheme, X represents chloro or bromo and all remaining substituents have the same meanings as previously defined in relation to a compound of formula (I).

[0069] Suitable reaction conditions for the preparation a compound of formula (IIb) include conventional methods for halogen displacement from halo derivatives (Vb) with amines (VII). The displacement reaction can be carried out, for example, by heating in an excess of amine (VII) in the presence or without solvent with the aid of microwaves or without at a temperature between room temperature and 170°C. Both reagents can be also coupled under known conditions of Buchwald-Hartwig reaction.

[0070] The process for the synthesis of compound of general formula (IIc), where Y is a OR⁷ group, can be summarised as follows:

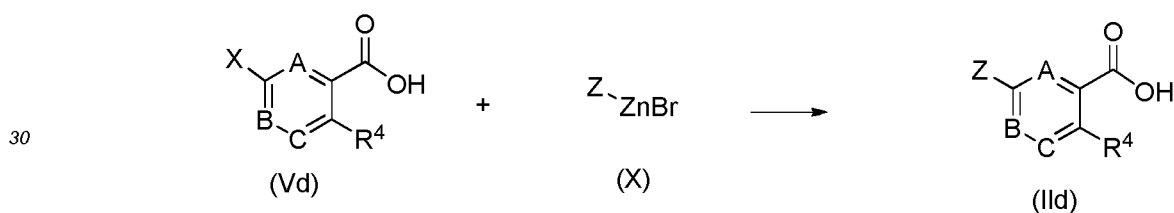
SCHEME D



[0071] In the above scheme, L represents a good leaving group, e.g. Cl, Br, I, tosylate, mesylate, triflate, or fluorosulphonate, R is alkyl group and all remaining substituents have the same meanings as previously defined in relation to a compound of formula (I).

Suitable reaction conditions for the preparation a compound of formula (IIc) include conventional methods for the alkylation of the compounds of formula (Vc) with alkylating agents (VIII) to form an ether (IX) followed by ester hydrolysis. The alkylation reaction of the compounds of formula (Vc) and (VIII) may be carried out in an organic solvent such as acetonitrile, tetrahydrofuran or dimethylformamide at ambient or elevated temperature, optionally in the presence of a suitable base such as potassium or cesium carbonate. Finally ester (IX) is hydrolysed under standard conditions to give (IIc); a suitable set of conditions comprises the treatment of the corresponding ester with NaOH (10%), in tetrahydrofuran or methanol at about 50°C.

[0072] The process for the synthesis of compound of general formula (IIId), where Y is a benzyl, C₁₋₆-alkyl or C₁₋₄alkylene-C₃₋₆-cycloalkyl group, can be summarised as follows:



In the above scheme X, represents chloro or bromo, Z represents benzyl, C₁₋₆-alkyl or C₁₋₄alkylene-C₃₋₆-cycloalkyl group and all remaining substituents have the same meanings as previously defined in relation to a compound of formula (I). Suitable reaction conditions for the preparation a compound of formula (IIId) include conventional methods for Negishi coupling of an organozinc reagent (X) and an aryl or heteroaryl halide (Vd) in the presence of a Pd source and a ligand. For example (X) and (Vd) are coupled by treatment with palladium(II) acetate and tri-tert-butylphosphine in a solvent, e.g. N-metilpirrolidine at a temperature, e. g. of 100°C. Other metal complexes with, for example, Mg, Sn or Si can be also used for this coupling.

[0073] Compounds of formula (Va), (Vb), (Vc), (Vd), (VI), (VII), (VIII) and (X), are either commercially available or can be obtained by conventional methods.

[0074] Certain substituents in any of the reaction intermediates described above and in the compounds of formula (I) may be converted to other substituents by conventional methods known to those skilled in the art, Richard Larock, Comprehensive Organic Transformations, 2nd edition, Wiley-VCH, ISBN 0-471-19031-4.

[0075] It will be appreciated that in any of the routes described above, the precise order of the synthetic steps by which the various groups and moieties are introduced into the molecule may be varied. It will be within the skill of the practitioner in the art to ensure that groups or moieties introduced at one stage of the process will not be affected by subsequent transformations and reactions, and to select the order of synthetic steps accordingly. In some instances it may be appropriate to use protecting groups to prevent reactions between one or more groups or moieties. Such procedures are familiar to those skilled in the art (see, for example, "Protective groups in organic synthesis" by T.W. Greene and P.G.M. Wuts (John Wiley & sons 10 1999) or "Protecting Groups" by P.J. Kocienski (Georg Thieme Verlag 1994).

[0076] An additional aspect of the invention relates to the therapeutic use of the compounds of general formula (I). As mentioned above, compounds of general formula (I) show a strong affinity to EP4 receptors. For this reason, they are suitable for the treatment and/or the prophylaxis of disorders and diseases mediated by EP4 receptors.

[0077] Compounds of the invention are particularly useful for modulating pain. The compounds of the present invention can treat or prevent the pain associated with several pathological conditions comprising, among others, inflammatory related pain (Oka et al. 1997; Lin et al. 2006 and Jones et al. 2009) including low back and neck pain, skeletal pain,

post-partum pain, toothache, sprains and strains, myositis, neuralgia, synovitis, arthritis, including rheumatoid arthritis, degenerative joint diseases (osteoarthritis), gout and ankylosing spondylitis, bursitis, burns including radiation and corrosive chemical injuries and sunburns; postoperative pain including dental procedures; neuropathic pain; visceral pain; tension headache; cluster headaches; migraine and the like.

[0078] Moreover, by inhibition of prostanoid-induced smooth muscle contraction by antagonizing contractile prostanoids or mimicking relaxing prostanoids, EP4 modulators may be used in the treatment of motility-related disorders (with or without pain) such as gastrointestinal disorders and urinary incontinence and other urinary tract diseases (Chuang et al. 2012), dysmenorrhea and preterm labour.

[0079] The compounds of the invention can also be useful in prostaglandin-mediated proliferation disorders such as in diabetic retinopathy and tumour angiogenesis, cancer (Cherukuri et al. 2007), the inhibition of cellular neoplastic transformations and metastatic tumour growth.

[0080] They can further be used in the treatment of neurodegenerative diseases (including senile dementia, Alzheimer's disease, Pick's disease, Huntington's chorea, Parkinson's disease, Creutzfeldt-Jakob disease, or Amyotrophic Lateral Sclerosis) (Wei et al. 2010), neuroprotection/stroke, glaucoma, bone loss (osteoporosis) and the promotion of bone formation (treatment of fractures) and other bone diseases such as Paget's disease.

[0081] Compounds of the invention are also particularly useful for modulating immune response and inflammation (Zimecki et al., 2012; Takayama et al., 2006; McCoy et al., 2002; Jones et al., 2009; Yao C. et al., 2009). Compounds of the present invention can be useful for modulating inflammatory diseases including the treatment of skin conditions (e.g. sunburn, hives, eczema, dermatitis, psoriasis); ophthalmic diseases such as glaucoma, retinitis, retinopathies, uveitis and of acute injury to the eye tissue (e.g. conjunctivitis); lung disorders (e.g. asthma, bronchitis, emphysema, allergic rhinitis, respiratory distress syndrome pigeon fancier's disease, farmer's lung, COPD); gastrointestinal tract disorders (e.g. aphthous ulcer, Crohn's disease, atopic gastritis, gastritis varioliforme, ulcerative colitis, coeliac disease, regional ileitis, irritable bowel syndrome, inflammatory bowel disease, gastrointestinal reflux disease); organ transplantation; other conditions with an inflammatory component such as vascular disease, migraine, periarteritis nodosa, thyroiditis, aplastic anaemia, Hodgkin's disease, scleroderma, myasthenia gravis, multiple sclerosis, sarcoidosis, nephrotic syndrome, Bechet's syndrome, polymyositis, gingivitis, myocardial ischemia, pyrexia, systemic lupus erythematosus, polymyositis, tendinitis, bursitis, and Sjogren's syndrome; bone diseases characterized by abnormal bone metabolism or resorption such as osteoporosis (especially postmenopausal osteoporosis), hypercalcemia, hyperparathyroidism, Paget's bone diseases, osteolysis, hypercalcemia of malignancy with or without bone metastases, rheumatoid arthritis, periodontitis, osteoarthritis, ostealgia, osteopenia, cancer cachexia, calculosis, lithiasis (especially urolithiasis), solid carcinoma, gout and ankylosing spondylitis, tendinitis and bursitis; immune diseases such as multiple sclerosis, rheumatoid arthritis, inflammatory bowel diseases and allergic skin disorders; contact hypersensitivity, cough and endometriosis.

[0082] Compounds of the present invention may have therapeutic utility in the treatment of migraine since it has been observed that EP4 antagonists block PGE₂-induced relaxation of human-isolated middle cerebral artery (Davis et al., 2004; Maubach et al., 2009) and the picture has been enlarged to include the interaction of endogenous PGE₂ with calcitonin gene-related peptide release from trigeminal nerves (Maubach et al., 2009).

[0083] The compounds of the present invention can also have effect on modulation of the cough reflex (Maher et al 2010) and treatment for endometriosis in women (Lee et al 2010).

[0084] In this sense, compound of general formula (I) for use in the treatment and/or prophylaxis of diseases or disorders mediated by the EP4 receptor. This includes but is not limited to diseases such as inflammatory related pain including low back and neck pain, skeletal pain, post-partum pain, toothache, sprains and strains, myositis, neuralgia, synovitis, arthritis, including rheumatoid arthritis, degenerative joint diseases, gout and ankylosing spondylitis, bursitis, burns including radiation and corrosive chemical injuries and sunburns; postoperative pain; neuropathic pain; visceral pain; tension headache; cluster headaches; migraine; motility-related disorders including gastrointestinal disorders, urinary incontinence and other urinary tract diseases; dysmenorrhea; preterm labour; diabetic retinopathy; tumour angiogenesis; cancer; metastatic tumour growth; neurodegenerative diseases including senile dementia, Alzheimer's disease, Pick's disease, Huntington's chorea, Parkinson's disease, Creutzfeldt-Jakob disease, or amyotrophic lateral sclerosis; neuroprotection/stroke; glaucoma; osteoporosis; bone fractures; Paget's disease; hyperthermia including different types of fever as rheumatic fever; symptoms associated with influenza or other viral infections; gastrointestinal disorders related with chemotherapy or irritable bowel syndrome; gastrointestinal bleeding; coagulation disorders including anaemia, hypoprothrombinemia, haemophilia or other bleeding problems; kidney diseases including nephritis, particularly mesangial proliferative glomerulonephritis and nephritic syndrome; thrombosis and occlusive vascular diseases; inflammatory diseases including the treatment of skin conditions such as , hives, eczema, dermatitis, psoriasis; ophthalmic diseases including glaucoma, retinitis, retinopathies, uveitis and of acute injury to the eye tissue such as conjunctivitis; lung disorders including asthma, bronchitis, emphysema, allergic rhinitis, respiratory distress syndrome pigeon fancier's disease, farmer's lung, COPD; gastrointestinal tract disorders including aphthous ulcer, Crohn's disease, atopic gastritis, gastritis varioliforme, ulcerative colitis, coeliac disease, regional ileitis, irritable bowel syndrome, inflammatory bowel

disease, gastrointestinal reflux disease; organ transplantation; other conditions with an inflammatory component such as vascular disease, migraine, periarteritis nodosa, thyroiditis, aplastic anaemia, Hodgkin's disease, scleroderma, myaesthesia gravis, multiple sclerosis, sarcoidosis, nephrotic syndrome, Bechet's syndrome, polymyositis, gingivitis, myocardial ischemia, pyrexia, systemic lupus erythematosus, polymyositis, tendinitis, bursitis, and Sjogren's syndrome; bone diseases characterized by abnormal bone metabolism or resorption such as osteoporosis, especially postmenopausal osteoporosis, hyper-calcemia, hyperparathyroidism, Paget's bone diseases, osteolysis, hypercalcemia of malignancy with or without bone metastases, rheumatoid arthritis, periodontitis, osteoarthritis, ostealgia, osteopenia, cancer cachexia, calculosis, lithiasis, especially urolithiasis, solid carcinoma, gout and ankylosing spondylitis, tendinitis and bursitis; immune diseases such as multiple sclerosis, rheumatoid arthritis, inflammatory bowel diseases and allergic skin disorders; contact hypersensitivity, cough and endometriosis.

[0085] A related aspect refers to the use of at least one compound of general formula (I) for the manufacture of a medicament for the treatment and/or prophylaxis diseases or disorders mediated by EP4 receptors or in which EP4 receptors are involved.

[0086] In one embodiment, the EP4-mediated disease or disorder is selected from the group consisting of inflammatory related pain including low back and neck pain, skeletal pain, post-partum pain, toothache, sprains and strains, myositis, neuralgia, synovitis, arthritis, including rheumatoid arthritis, degenerative joint diseases, gout and ankylosing spondylitis, bursitis, burns including radiation and corrosive chemical injuries and sunburns; postoperative pain; neuropathic pain; visceral pain; tension headache; cluster headaches; migraine; motility-related disorders including gastrointestinal disorders, urinary incontinence and other urinary tract diseases; dysmenorrhea; preterm labour; diabetic retinopathy; tumour angiogenesis; cancer; metastatic tumour growth; neurodegenerative diseases including senile dementia, Alzheimer's disease, Pick's disease, Huntington's chorea, Parkinson's disease, Creutzfeldt-Jakob disease, or amyotrophic lateral sclerosis; neuroprotection/stroke; glaucoma; osteoporosis; bone fractures; Paget's disease; hyperthermia including different types of fever as rheumatic fever; symptoms associated with influenza or other viral infections; gastrointestinal disorders related with chemotherapy or irritable bowel syndrome; gastrointestinal bleeding; coagulation disorders including anaemia, hypoprothrombinemia, haemophilia or other bleeding problems; kidney diseases including nephritis, particularly mesangial proliferative glomerulonephritis and nephritic syndrome; thrombosis and occlusive vascular diseases; inflammatory diseases including the treatment of skin conditions such as sunburn, burns, eczema, dermatitis, psoriasis; ophthalmic diseases such as glaucoma, retinitis, retinopathies, uveitis and of acute injury to the eye tissue including conjunctivitis; lung disorders including asthma, bronchitis, emphysema, allergic rhinitis, respiratory distress syndrome pigeon fancier's disease, farmer's lung, CORD; gastrointestinal tract disorders including aphthous ulcer, Crohn's disease, atopic gastritis, gastritis varioliforme, ulcerative colitis, coeliac disease, regional ileitis, irritable bowel syndrome, inflammatory bowel disease, gastrointestinal reflux disease; organ transplantation; other conditions with an inflammatory component such as vascular disease, migraine, periarteritis nodosa, thyroiditis, aplastic anaemia, Hodgkin's disease, scleroderma, myaesthesia gravis, multiple sclerosis, sarcoidosis, nephrotic syndrome, Bechet's syndrome, polymyositis, gingivitis, myocardial ischemia, pyrexia, systemic lupus erythematosus, polymyositis, tendinitis, bursitis, and Sjogren's syndrome; bone diseases characterized by abnormal bone metabolism or resorption such as osteoporosis especially postmenopausal osteoporosis, hyper-calcemia, hyperparathyroidism, Paget's bone diseases, osteolysis, hypercalcemia of malignancy with or without bone metastases, rheumatoid arthritis, periodontitis, osteoarthritis, ostealgia, osteopenia, cancer cachexia, calculosis, lithiasis especially urolithiasis, solid carcinoma, gout and ankylosing spondylitis, tendinitis and bursitis; immune diseases such as multiple sclerosis, rheumatoid arthritis, inflammatory bowel diseases and allergic skin disorders; contact hypersensitivity, cough and endometriosis.

[0087] An aspect of the invention related to the therapeutic use of the compounds of general formula (I) is a method of treatment and/or prophylaxis of disorders and diseases mediated by EP4 receptors which comprises administering to a patient in need thereof a therapeutically effective amount of at least one compound of general formula (I). In one embodiment, the EP4-mediated disease or disorder is selected from the group consisting of inflammatory related pain including low back and neck pain, skeletal pain, post-partum pain, toothache, sprains and strains, myositis, neuralgia, synovitis, arthritis, including rheumatoid arthritis, degenerative joint diseases, gout and ankylosing spondylitis, bursitis, burns including radiation and corrosive chemical injuries and sunburns; postoperative pain; neuropathic pain; visceral pain; tension headache; cluster headaches; migraine; motility-related disorders including gastrointestinal disorders, urinary incontinence and other urinary tract diseases; dysmenorrhea; preterm labour; diabetic retinopathy; tumour angiogenesis; cancer; metastatic tumour growth; neurodegenerative diseases including senile dementia, Alzheimer's disease, Pick's disease, Huntington's chorea, Parkinson's disease, Creutzfeldt-Jakob disease, or amyotrophic lateral sclerosis; neuroprotection/stroke; glaucoma; osteoporosis; bone fractures; Paget's disease; hyperthermia including different types of fever as rheumatic fever; symptoms associated with influenza or other viral infections; gastrointestinal disorders related with chemotherapy or irritable bowel syndrome; gastrointestinal bleeding; coagulation disorders including anaemia, hypoprothrombinemia, haemophilia or other bleeding problems; kidney diseases including nephritis, particularly mesangial proliferative glomerulonephritis and nephritic syndrome; thrombosis and occlusive vascular diseases; inflammatory diseases including the treatment of skin conditions such as , burns, eczema, dermatitis, psoriasis; ophthalmic

diseases including glaucoma, retinitis, retinopathies, uveitis and of acute injury to the eye tissue such as conjunctivitis; lung disorders including asthma, bronchitis, emphysema, allergic rhinitis, respiratory distress syndrome pigeon fancier's disease, farmer's lung, CORD; gastrointestinal tract disorders including aphthous ulcer, Crohn's disease, atopic gastritis, gastritis varialoforme, ulcerative colitis, coeliac disease, regional ileitis, irritable bowel syndrome, inflammatory bowel disease, gastrointestinal reflux disease; organ trasplantation; other conditions with an inflammatory component such as vascular disease, migraine, periarteritis nodosa, thyroiditis, aplastic anaemia, Hodgkin's disease, sclerodoma, myaesthesia gravis, multiple sclerosis, sorcoidosis, nephrotic syndrome, Bechet's syndrome, polymyositis, gingivitis, myocardial ischemia, pyrexia, systemic lupus erythematosus, polymyositis, tendinitis, bursitis, and Sjogren's syndrome; bone diseases characterized by abnormal bone metabolism or resorption such as osteoporosis, especially postmenopausal osteoporosis, hyper-calcemia, hyperparathyroidism, Paget's bone diseases, osteolysis, hypercalcemia of malignancy with or without bone metastases, rheumatoid arthritis, periodontitis, osteoarthritis, ostealgia, osteopenia, cancer cachexia, calculosis, lithiasis, especially urolithiasis, solid carcinoma, gout and ankylosing spondylitis, tendinitis and bursitis; immune diseases such as multiple sclerosis, rheumatoid arthritis, inflammatory bowel diseases and allergic skin disorders; contact hypersensitivity, cough and endometriosis.

[0088] The amount of active ingredient that must be administered to the patient depends on the patient's weight, the type of application, the condition and severity of the disease. Normally, in human beings 1 to 1500 mg of the active compound is administered daily in one or several doses.

[0089] A further aspect of the invention regards a pharmaceutical composition which comprises a compound of general formula (I), and at least a pharmaceutically acceptable carrier, additive, adjuvant or vehicle.

[0090] The auxiliary materials or additives can be selected among carriers, excipients, support materials, lubricants, fillers, solvents, diluents, colorants, flavour conditioners such as sugars, antioxidants and/or agglutinants. In the case of suppositories, this may imply waxes or fatty acid esters or preservatives, emulsifiers and/or carriers for parenteral application. The selection of these auxiliary materials and/or additives and the amounts to be used will depend on the form of application of the pharmaceutical composition.

[0091] The pharmaceutical composition in accordance with the invention can be adapted to any form of administration, be it orally or parenterally, for example pulmonarily, nasally, rectally and/or intravenously. Therefore, the formulation in accordance with the invention may be adapted for topical or systemic application, particularly for dermal, subcutaneous, intramuscular, intra-articular, intraperitoneal, pulmonary, buccal, sublingual, nasal, percutaneous, vaginal, oral or parenteral application.

[0092] Suitable preparations for oral applications are tablets, pills, chewing gums, capsules, granules, drops or syrups. Suitable preparations for parenteral applications are solutions, suspensions, reconstitutable dry preparations or sprays.

[0093] The compounds of the invention are formulated as deposits in dissolved form or in patches, for percutaneous application.

[0094] Skin applications include ointments, gels, creams, lotions, suspensions or emulsions.

[0095] The preferred form of rectal application is by means of suppositories.

EXPERIMENTAL SECTION

[0096] The following abbreviations have been used in the examples:

AcN: acetonitrile

DCM: dichloromethane

DIPEA: N,N-diisopropylethylamine

DMF: N,N-dimethylformamide

Et₂O: diethyl ether

EtOAc: ethyl acetate

EtOH: ethanol

LC-MS: liquid chromatography-mass spectroscopy

Mel: iodomethane

MeOH: methanol

NMP: N-methylpyrrolidone

Pd(AcO)₂: palladium acetate

Pd(PPh₃)₄: tetrakis(triphenylphosphine)palladium(0)

PtBu₃: tri tert-butyl phosphine

THF: tetrahydrofurane

TLC: thin layer chromatography

t_R: retention time

UPLC: Ultra performance liquid chromatograph

EP 2 953 927 B1

[0097] The following method was used to determine the LC-MS spectrums:

Method 1: Column Waters Acquity UPLC BEH C18 (1.7 μ m, 2.1 mm x 50 mm), temperature: 40 °C, flow: 0.5 mL/min, eluent: ACN (A) / ammonium bicarbonate 10mM (B), gradient: 0 min 10% A-3,75 min 90% A

Intermediate compound 1: Ethyl 4-amino-3,5-dichlorobenzoate

[0098] To a suspension of 4-amino-3,5-dichlorobenzoic acid (5 g, 24.27 mmol) in EtOH (40 mL), thionyl chloride (3.17 mL, 43.7 mmol) was added. The reaction mixture was stirred at 60 °C for 18 h. Organic solvents were evaporated under reduced pressure. The residue was diluted with water and extracted twice with EtOAc. The combined organic phases were dried over Na₂SO₄ and concentrated to dryness, providing the title compound with quantitative yield. LC-MS (method 1): t_R = 2.38 min; m/z = 232(MH⁺).

[0099] Following a similar procedure to that described for intermediate compound 1, but using in each case the corresponding starting materials, the following compounds were obtained:

Intermediate compound	Name	Starting Materials	UPLC method	t _R (min)	m/z
1a	Ethyl 4-amino-3-chloro-5-methylbenzoate	4-amino-3-chloro-5-methylbenzoic acid	1	2.21	214
1b	Ethyl 4-amino-3-methoxybenzoate	4-amino-3-methoxybenzoic acid	1	1.78	196

Intermediate compound 2: Ethyl 4-amino-3,5-dimethylbenzoate

a) Ethyl 3,5-dimethyl-4-nitrobenzoate

[0100] To a solution of 3,5-dimethyl-4-nitrobenzoic acid (5 g, 25.6 mol) in EtOH (50 mL), thionyl chloride (3.35 mL, 46.1 mmol) was added. The reaction mixture was stirred at 60 °C for 18 h. The solvent was evaporated to dryness and the reaction crude was used in next step without further purification

b) Title compound

[0101] To a solution of the compound obtained in the previous section (5.7 g, 25.6 mmol) in EtOAc/EtOH 1:1 (50 mL), Pd/C 10 % (1.0 g) was added. The reaction mixture was purged, filled with hydrogen and stirred at room temperature overnight. The reaction mixture was filtered through a plug of Celite® and evaporated to dryness to afford 3.0 g of the desired product (60.8 % yield) LC-MS (method 1): t_R = 1.99 min; m/z = 194 (MH⁺).

Intermediate compound 3: Ethyl 4-(5-bromo-2-chlorobenzamido)-3,5-dimethylbenzoate

a) 5-Bromo-2-chlorobenzoyl chloride

[0102] To a solution of 5-bromo-2-chlorobenzoic acid (2 g, 8.49 mmol) in dichloromethane (25 mL), oxalyl chloride (1.26 mL, 14.44 mmol) and a catalytic amount (two drops) of DMF were added. The reaction mixture was stirred at room temperature overnight. The solvent was evaporated to dryness and the reaction crude was used in next step without further purification.

b) Title compound

[0103] To a solution of the compound obtained in the previous section (1.5 g, 5.95 mmol) in DMF (30 mL) at 0 °C, reference example 2 (1.38 g, 7.14 mmol) and DIPEA (1.55 mL, 8.93 mmol) were added. The reaction mixture was then stirred at room temperature overnight. The solvent was concentrated off. The crude residue was dissolved in EtOAc and washed with 1N NaOH aqueous solution (3 x 20 mL) and 3N HCl aqueous solution (3 x 20 mL). The combined organic phases were dried over Na₂SO₄ and concentrated to dryness. The resulting solid was suspended in Et₂O (10 mL) for 10 minutes and filtered to afford 1.32 g (54.2 % yield) of the desired compound., LC-MS (method 1): t_R = 2.52 min; m/z = 412 (MW).

EP 2 953 927 B1

[0104] Following a similar procedure to that described for intermediate compound 3, but using the corresponding starting materials, the following compound was obtained:

Intermediate compound	Name	Starting Materials	UPLC method	t _R (min)	m/z
3a	Ethyl 4-(5-bromo-2-methylbenzamido)-3,5-dimethylbenzoate	5-bromo-2-methylbenzoic acid and intermediate compound 2	1	2.56	390

Intermediate compound 4: 4-(5-Bromo-2-chlorobenzamido)-3,5-dichlorobenzoic acid

[0105] To a solution of intermediate compound 1 (230 mg, 0.98 mmol) in DMF (6 mL) at -10 °C, 55 % NaH dispersion in mineral oil (70 mg, 2.96 mmol) was added and the resulting suspension was stirred at room temperature for 10 min. Then a solution of the intermediate compound 3 section a (250 mg, 0.98 mmol) in DMF was added. The resulting mixture was stirred at room temperature overnight. The reaction mixture was quenched by adding 1 N HCl aqueous solution (5 mL) and extracted twice with EtOAc. The combined organic phases were dried over Na₂SO₄ and concentrated to dryness. The resulting solid was suspended in MeOH/DCM 1:1 (10 mL) for 10 minutes and filtered to afford 200 mg (48.0 % yield) of the desired compound.

LC-MS (method 1): t_R = 4.25 min; m/z = 425 (MH⁺).

[0106] Following a similar procedure to that described for intermediate compound 4, but using the corresponding starting materials, the following compound was obtained:

Intermediate compound	Name	Starting Materials	UPLC method	t _R (min)	m/z ⁻
4a	3,5-Dichloro-4-(3,6-dichloropicolinamido)benzoic acid	3,6-dichloropicolinic acid and reference example 1	1	1.36	379

Intermediate compound 5: Ethyl 4-(5-bromo-2-methylbenzamido)-3,5-dichlorobenzoate

[0107] To a solution of intermediate compound 1 (1.71 g, 7.31 mmol) in DMF (30 mL) at -10 °C, 55 % NaH dispersion in mineral oil (0.95 g, 21.9 mmol) was added and the resulting suspension was stirred at room temperature for 30 min. Then a solution of 5-bromo-2-methylbenzoyl chloride (1.71 g, 7.338 mmol) in THF (10 mL) was added. The resulting mixture was stirred at room temperature overnight. The reaction mixture was quenched by adding 2N NaOH aqueous solution (15 mL) and extracted twice with EtOAc. The combined organic phases were dried over Na₂SO₄ and concentrated to dryness. The resulting solid was suspended in Et₂O (40 mL) for 10 minutes and filtered to afford 1.49 g (47.3 % yield) of the desired compound.

LC-MS (method 1): t_R = 2.73 min; m/z = 432 (MW).

Intermediate compound 6: 3'-Chloro-4-methylbiphenyl-3-carboxylic acid

[0108] To a suspension of 5-bromo-2-methylbenzoic acid (4000 mg, 18.6 mmol) in AcN (40 mL) under Ar atmosphere, 3-chlorophenylboronic acid (4360 mg, 27.9 mmol), Pd(PPh₃)₄ (1075 mg, 0.93 mmol), and 2M Na₂CO₃ aqueous solution (28 mL, 55.8 mmol) were added. The reaction mixture was stirred at 80 °C for 18 h. Organic solvents were evaporated under reduced pressure. The aqueous layer was washed twice with EtOAc and the pH of the solution was adjusted to 2 by adding 10 % HCl aqueous solution. The resulting mixture was filtered and the collected solids were washed with water and dried overnight in the oven to afford 3360 mg of the desired product (73.2 % yield).

LC-MS (method 1): t_R = 1.46 min; m/z = 245 (MH⁻).

[0109] Following a similar procedure to that described for intermediate compound 6, but using in each case the corresponding starting materials, the following compounds were obtained:

Intermediate compound	Name	Starting Materials	UPLC method	t _R (min)	m/z ⁻
6a	3',4-Dichlorobiphenyl-3-carboxylic acid	5-bromo-2-chlorobenzoic acid and 3-chlorophenylboronic acid	1	1.41	265
6b	3-Chloro-6-(3-chlorophenyl)picolinic acid	3,6-dichloropicolinic acid and 3-chlorophenylboronic acid	1	1.25	266
6c	2-Chloro-5-(4-(trifluoromethyl)pyrimidin-2-yl)benzoic acid	2-chloro-4-(trifluoromethyl)pyrimidine and 5-bromo-2-chlorobenzoic acid	1	1.27	301

Intermediate compound 7: Ethyl 3,5-dichloro-4-(3,6-dichloropicolinamido)benzoate

[0110] Following a similar procedure to that described for intermediate compound 1, but using intermediate compound 4a as starting material, the desired compound was obtained. LC-MS (method 1): t_R = 2.63 min; m/z = 409 (MH⁺).

Intermediate compound 8: 2-Chloro-5-isobutoxybenzoic acid

a) Ethyl 2-chloro-5-hydroxybenzoate

[0111] Following a similar procedure to that described for intermediate compound 1, but using 2-chloro-5-hydroxybenzoic acid instead of 4-amino-3,5-dichlorobenzoic acid, the desired compound was obtained.

b) Ethyl 2-chloro-5-isobutoxybenzoate

[0112] To a solution of the compound obtained in the previous section (2 g, 9.97 mmol) and Cs₂CO₃ (9.74 g, 29.9 mmol) in AcN (100 mL), 1-bromo-2-methylpropane (1.62 mL, 14.95 mmol) was added at room temperature. The mixture was refluxed overnight. The solvent was concentrated off. It was diluted with water and extracted with EtOAc (3x 50 mL). The combined organic phases were dried over Na₂SO₄ and concentrated to dryness to give 2.31 g of the desired product (90 % yield).

c) Title compound

[0113] To a solution of the compound obtained in the previous section (3.28 g, 12.4 mmol) in MeOH (150 mL) a solution of 20% NaOH aqueous solution (20 mL, 124 mmol) was added at room temperature. The mixture was refluxed for 4 h. The solvent was concentrated off. It was diluted with water and 1 N HCl aqueous solution was added until acid pH was reached and extracted with EtOAc (3x 50 mL). The combined organic phases were dried over Na₂SO₄ and concentrated to dryness to give 2.85 g of the the desired product (100 % yield). LC-MS (method 1): t_R = 1.30 min; m/z = 227 (MH⁻).

[0114] Following a similar procedure to that described intermediate compound 8, but using the corresponding starting materials, the following compound was obtained:

Intermediate compound	Name	Starting Materials	UPLC method	t _R (min)	m/z ⁻
8a	5-(Benzyloxy)-2-chlorobenzoic acid	benzyl bromide	1	1.37	261

Intermediate compound 9: 5-(Cyclohexylmethyl)-2-methylbenzoic acid

[0115] To a solution of 5-bromo-2-methylbenzoic acid (600 mg, 2.79 mmol) in NMP (6 mL) under Ar atmosphere, 0.5 M (cyclohexylmethyl)zinc(II) chloride solution in THF (16.7 mL, 8.37 mmol), Pd(AcO)₂ (31 mg, 0.14 mmol), and 1M PtBu₃ solution in toluene (0.28 mL, 0.28 mmol) were added. The reaction mixture was stirred at 100 °C for 18 h. Organic solvents were evaporated under reduced pressure. The aqueous layer was washed twice with EtOAc and water. The combined organic phases were dried over Na₂SO₄ and concentrated to dryness. The crude residue was chromatographed

EP 2 953 927 B1

on a silica gel flash system (Biotage SP1) using hexane/EtOAc mixtures of increasing polarity as eluent to afford 468 mg of the desired product (72.2 % yield).

LC-MS (method 1): $t_R = 1.71$ min; $m/z = 231$ (MH⁺).

[0116] Following a similar procedure to that described for intermediate compound 9, but using in each case the corresponding starting materials, the following compounds were obtained:

Intermediate compound	Name	Starting Materials	UPLC method	t_R (min)	m/z
9a	5-Benzyl-2-chlorobenzoic acid	5-bromo-2-chlorobenzoic acid and benzylzinc(II) bromide	1	1.37	245
9b	2-Chloro-5-isobutylbenzoic acid	5-bromo-2-chlorobenzoic acid and isobutylzinc(II) bromide	1	1.36	211

Intermediate compound 10: Ethyl 3-amino-4-isopropylbenzoate

a) 4-Isopropyl-3-nitrobenzoic acid

[0117] To a solution of 4-isopropylbenzoic acid (0.5g, 3.05 mmol) in H₂SO₄ at -10 °C, a mixture of H₂SO₄/HNO₃ 1:1 (2 ml) was added slowly. The reaction mixture was stirred at -10 °C for 1 h. The slurry was poured into ice water and the solid was filtered off, washed with cold water and dried to give 580 mg of the desired product (91 % yield).

b) Ethyl 4-isopropyl-3-nitrobenzoate

[0118] Following a similar procedure to that described for intermediate compound 1, but using the compound obtained in the previous section, instead of 4-amino-3,5-dichlorobenzoic, the desired compound was obtained. The reaction crude was used in next step without further purification.

c) Title compound

[0119] A solution of the compound obtained in the previous section (340 mg, 1.43 mmol) in EtOAc (28 mL) was hydrogenated with the H-cube apparatus (Pd/C, 1 mL/min, 40 °C). The resulting solution was concentrated to dryness to give 300 mg of the title compound (100 % yield) which can be used in the next step without further purification.

LC-MS (method 1): $t_R = 2.24$ min; $m/z = 208$ (MH⁺).

EXAMPLE 1 : 4-(4-Chloro-3'-methoxybiphenyl-3-ylcarboxamido)-3,5-dimethylbenzoic acid

a) Ethyl 4-(4-chloro-3'-methoxybiphenyl-3-ylcarboxamido)-3,5-dimethylbenzoate

[0120] To a solution of intermediate compound 3 (150 mg, 0.365 mmol) in MeOH (3 mL) under Ar atmosphere, 3-methoxyphenylboronic acid (56 mg, 0.365 mmol), Pd(AcO)₂ (1.02 mg, 4.57 μmol), and 2M Na₂CO₃ aqueous solution (0.36 mL, 0.73 mmol) were added. The reaction mixture was heated in a Biotage microwave oven at 140 °C for 30 minutes. The reaction mixture was filtered through a plug of Celite® and the solvents were evaporated under reduced pressure. The crude residue was chromatographed on a silica gel flash system (Biotage SP1) using hexane/EtOAc mixtures of increasing polarity as eluent to afford 64 mg of the desired product (40 % yield).

LC-MS (method 1): $t_R = 2.71$ min; $m/z = 438$ (MH⁺).

b) Title compound

[0121] To a solution of the compound obtained in the previous section (64 mg, 0.146 mmol) in THF (2 mL) a solution of 2N NaOH aqueous solution (0.73 mL, 0.146 mmol) was added at room temperature. The mixture was stirred at 80 °C overnight. The solvent was concentrated off. It was diluted with water and 1 N HCl aqueous solution was added until acid pH was reached. The suspension was cooled down to 0 °C and the solid was filtered off, washed with cold water and dried to give 25 mg of the desired product (42 % yield).

LC-MS (method 1): $t_R = 1.68$ min; $m/z = 410$ (MH⁺).

[0122] Following a similar procedure to that described in example 1, but using in each case the corresponding starting

materials, the following compounds were obtained:

Example	Name	Starting Materials	UPLC method	t _R (min)	m/z
2	4-(4-Chloro-3'-(hydroxymethyl)biphenyl-3-ylcarboxamido)-3,5-dimethylbenzoic acid	intermediate compound 3 and 3-(hydroxymethyl)phenylboronic acid	1	1.38	410
3	4-(3'-Methoxy-4-methylbiphenyl-3-ylcarboxamido)-3,5-dimethylbenzoic acid	intermediate compound 3a and 3-methoxyphenylboronic acid	1	1.69	390
4	4-(3'-Fluoro-4-methylbiphenyl-3-ylcarboxamido)-3,5-dimethylbenzoic acid	intermediate compound 3a and 3-fluorophenylboronic acid	1	1.72	378
5	4-(3'-Cyano-4-methylbiphenyl-3-ylcarboxamido)-3,5-dimethylbenzoic acid	intermediate compound 3a and 3-cyanophenylboronic acid	1	1.58	385
6	3,5-Dichloro-4-(3'-(hydroxymethyl)-4-methylbiphenyl-3-ylcarboxamido)benzoic acid	intermediate compound 5 and 3-(hydroxymethyl)phenylboronic acid	1	1.47	430
7	3,5-Dichloro-4-(3'-cyano-4-methylbiphenyl-3-ylcarboxamido)benzoic acid	intermediate compound 5 and 3-cyanophenylboronic acid	1	1.68	425
8	3,5-Dichloro-4-(3'-methoxy-4-methylbiphenyl-3-ylcarboxamido)benzoic acid	intermediate compound 5 and 3-methoxyphenylboronic acid	1	1.81	430
9	4-(3'-(Hydroxymethyl)-4-methylbiphenyl-3-ylcarboxamido)-3,5-dimethylbenzoic acid	intermediate compound 3a and 3-(hydroxymethyl)phenylboronic acid	1	1.37	390
10	4-(5'-Chloro-2'-fluoro-4-methylbiphenyl-3-ylcarboxamido)-3,5-dimethylbenzoic acid	intermediate compound 3a and 5-chloro-2-fluorophenylboronic acid	1	1.84	412
11	4-(2',5'-Difluoro-4-methylbiphenyl-3-ylcarboxamido)-3,5-dimethylbenzoic acid	intermediate compound 3a and 2,5-difluorophenylboronic acid	1	1.72	396
12	4-(2'-fluoro-5'-methoxy-4-methylbiphenyl-3-ylcarboxamido)-3,5-dimethylbenzoic acid	intermediate compound 3a and 2-fluoro-5-methoxyphenylboronic acid	1	1.72	408
13	4-(3'-Carbamoyl-4-methylbiphenyl-3-ylcarboxamido)-3,5-dimethylbenzoic acid	intermediate compound 3a and 3-cyanophenylboronic acid	1	1.25	403
14	4-(3',4'-Dichlorobiphenyl-3-ylcarboxamido)-3,5-dimethylbenzoic acid	intermediate compound 3 and 3-chlorophenylboronic acid	1	1.76	414
15	3,5-Dichloro-4-(3'-chloro-4-methylbiphenyl-3-ylcarboxamido)benzoic acid	intermediate compound 5 and 3-chlorophenylboronic acid	1	1.91	434

EXAMPLE 16: 3,5-Dichloro-4-(4-chloro-3'-(hydroxymethyl)biphenyl-3-ylcarboxamido)benzoic acid

[0123] Following a similar procedure to that described in example 1 (section a), but using intermediate compound 4

EP 2 953 927 B1

and 3-(hydroxymethyl)phenylboronic acid instead of intermediate compound 3 and 3-methoxyphenylboronic acid, the desired compound was obtained.

LC-MS (method 1): $t_R = 1.45$ min; $m/z = 449$ (MH⁻).

[0124] Following a similar procedure to that described in example 16, but using in each case the corresponding starting materials, the following compounds were obtained:

Example	Name	Starting Materials	UPLC method	t_R (min)	m/z
17	3,5-Dichloro-4-(4-chloro-3'-methoxybiphenyl-3-ylcarboxamido)benzoic acid	intermediate compound 4 and 3-methoxyphenylboronic	1	1.75	450
18	3,5-Dichloro-4-(4-chloro-3'-cyanobiphenyl-3-ylcarboxamido)benzoic acid	intermediate compound 4 and 3-cyanophenylboronic	1	1.63	447
19	3,5-Dichloro-4-(3',4-dichlorobiphenyl-3-ylcarboxamido)benzoic acid	intermediate compound 4 and 3-chlorophenylboronic	1	1.93	456

EXAMPLE 20: 4-(3'-Chloro-4-methylbiphenyl-3-ylcarboxamido)-3,5-dimethylbenzoic acid

a) 3'-Chloro-4-methylbiphenyl-3-carbonyl chloride

[0125] Following a similar procedure to that described for intermediate compound 3 section a, but using intermediate compound 6 instead of 5-bromo-2-chlorobenzoic acid, the desired compound was obtained.

b) Ethyl 4-(3'-chloro-4-methylbiphenyl-3-ylcarboxamido)-3,5-dimethylbenzoate

[0126] Following a similar procedure to that described for intermediate compound 3 section b, but using the compound obtained in the previous section, instead of 5-bromo-2-chlorobenzoyl chloride, the desired compound was obtained. LC-MS (method 1): $t_R = 2.91$ min; $m/z = 422$ (MH⁺).

c) Title compound

[0127] Following a similar procedure to that described in example 1 section b, but using the compound obtained in the previous section, the desired compound was obtained.

LC-MS (method 1): $t_R = 1.81$ min; $m/z = 394$ (MH⁺).

[0128] Following a similar procedure to that described in example 20, but using in each case the corresponding starting materials, the following compounds were obtained:

Example	Name	Starting Materials	UPLC method	t_R (min)	m/z
21	4-(3',4-Dichlorobiphenyl-3-ylcarboxamido)-3-methylbenzoic acid	intermediate compound 6a and methyl 4-amino-3-methylbenzoate	1	1.80	400
22	3-Chloro-4-(3',4-dichlorobiphenyl-3-ylcarboxamido)-5-methylbenzoic acid	intermediate compound 6a and intermediate compound 1 a	1	1.88	434
23	4-(3-Chloro-6-(3-chlorophenyl)picolinamido)-3,5-dimethylbenzoic acid	intermediate compound 6b and intermediate compound 2	1	1.76	415
24 ^a	4-(2-Chloro-5-isobutoxybenzamido)-3,5-dimethylbenzoic acid	intermediate compound 2 and intermediate compound 8	1	1.72	376

EP 2 953 927 B1

(continued)

Example	Name	Starting Materials	UPLC method	t _R (min)	m/z
5 25 ^a	3,5-Dichloro-4-(2-chloro-5-isobutoxybenzamido)benzoic acid	intermediate compound 1 and intermediate compound 8	1	1.84	416
26 ^a	3-Chloro-4-(2-chloro-5-isobutoxybenzamido)benzoic acid	intermediate compound 8 and methyl 4-amino-3-chlorobenzoate	1	1.84	382
10 27 ^a	3-Chloro-4-(2-chloro-5-isobutoxybenzamido)-5-methylbenzoic acid	intermediate compound 1 a and intermediate compound 8	1	1.79	396
15 28 ^a	4-(2-Chloro-5-isobutoxybenzamido)-3-methoxybenzoic acid	intermediate compound 1 and intermediate compound 8	1	1.81	378
29 ^a	4-(5-(Benzyloxy)-2-chlorobenzamido)-3,5-dichlorobenzoic acid	intermediate compound 1 and intermediate compound 8a	1	1.86	415
20 30 ^a	3,5-Dichloro-4-(2-chloro-5-isopropoxybenzamido)benzoic acid	intermediate compound 1 and 2-chloro-5-isopropoxybenzoic acid	1	1.68	403
25 31 ^a	3,5-Dichloro-4-(2-chloro-5-methoxybenzamido)benzoic acid	intermediate compound 1 and 2-chloro-5-methoxybenzoic acid	1	1.42	375
32 ^a	3,5-Dichloro-4-(2-chloro-5-(cyclobutylmethoxy)benzamido)benzoic acid	intermediate compound 1 and 2-chloro-5-(cyclobutylmethoxy)benzoic acid ^b	1	1.93	427
30 33 ^a	3,5-Dichloro-4-(2-chloro-5-ethoxybenzamido)benzoic acid	intermediate compound 1 and 2-chloro-5-ethoxybenzoic acid ^c	1	1.57	387
35 34 ^a	3,5-Dichloro-4-(2-chloro-5-(neopentyloxy)benzamido)benzoic acid	intermediate compound 1 and 2-chloro-5-(neopentyloxy)benzoic acid ^d	1	2.02	431
35 35a	3,5-Dichloro-4-(2-chloro-5-(2,4-difluorobenzyloxy)benzamido)benzoic acid	intermediate compound 1 and 2-chloro-5-(2,4-difluorobenzyloxy)benzoic acid ^e	1	1.88	485
40 36 ^a	3,5-Dichloro-4-(2-chloro-5-(4-chloro-2-fluorobenzyloxy)benzamido)benzoic acid	intermediate compound 1 and 2-chloro-5-(4-chloro-2-fluorobenzyloxy)benzoic acid ^f	1	2.00	503
45 37	4-(2-Chloro-5-(2,4-difluorobenzyloxy)benzamido)-2,3,5,6-tetrafluorobenzoic acid	2-chloro-5-(2,4-difluorobenzyloxy)benzoic acid ^e and methyl 4-aminotetrafluorobenzoate	1	1.86	489
50 38	3-(3'-Chloro-4-methylbiphenyl-3-ylcarboxamido)-4-methylbenzoic acid	intermediate compound 6 and methyl 3-amino-4-methylbenzoate	1	1.79	379
39	3-(3',4-Dichlorobiphenyl-3-ylcarboxamido)-2-methylbenzoic acid	intermediate compound 6a and ethyl 3-amino-2-methylbenzoate	1	1.66	400
55 40	3-(3',4-Dichlorobiphenyl-3-ylcarboxamido)-4-methylbenzoic acid	intermediate compound 6a and methyl 3-amino-4-methylbenzoate	1	1.75	400

(continued)

Example	Name	Starting Materials	UPLC method	t _R (min)	m/z
41	4-Chloro-3-(3',4-dichlorobiphenyl-3-ylcarboxamido)benzoic acid	intermediate compound 6a and ethyl 3-amino-4-chlorobenzoate	1	1.86	420
42	3-(3-Chloro-6-(3-chlorophenyl)picolinamido)-4-methylbenzoic acid	intermediate compound 6b and methyl 3-amino-4-methylbenzoate	1	1.78	401
43	3-(2-Chloro-5-(4-(trifluoromethyl)pyrimidin-2-yl)benzamido)-4-methylbenzoic acid	intermediate compound 6c and methyl 3-amino-4-methylbenzoate	1	1.64	436
44	3-(2-Chloro-5-isobutoxybenzamido)-4-methylbenzoic acid	intermediate compound 8 and methyl 3-amino-4-methylbenzoate	1	1.70	362
45	3-(3'-Chloro-4-methylbiphenyl-3-ylcarboxamido)-4-isopropylbenzoic acid	intermediate compound 6 and intermediate compound 10	1	1.93	407
46	3-(3',4-Dichlorobiphenyl-3-ylcarboxamido)-4-isopropylbenzoic acid	intermediate compound 6a and intermediate compound 10	1	1.91	428
<p>^a using K₂CO₃ and THF instead of DIPEA and CH₂Cl₂ ^b obtained as described in WO2009/056582 ^c obtained as described in WO2009/056582 but using iodoethane as alkylating agent ^d obtained as described in WO2009/056582 but using neopentyl iodide as alkylating agent ^e obtained as described in WO2009/056582 but using 1-(bromomethyl)-2,4-difluorobenzene as alkylating agent ^f obtained as described in WO2009/056582 but using 1-(bromomethyl)-4-chloro-2-fluorobenzene as alkylating agent</p>					

EXAMPLE 47: 3,5-Dichloro-4-(3-chloro-6-(3-chlorophenyl)picolinamido) benzoic acid**a) 3-Chloro-6-(3-chlorophenyl)picolinoyl chloride**

[0129] Following a similar procedure to that described in intermediate compound 3 section a, but using intermediate compound 6b instead of 5-bromo-2-chlorobenzoic acid, the desired compound was obtained

b) Ethyl 3,5-dichloro-4-(3-chloro-6-(3-chlorophenyl)picolinamido)benzoate

[0130] Following a similar procedure to that described in intermediate compound 5, but using the compound obtained in the previous section instead of 5-bromo-2-chlorobenzoyl chloride, the desired compound was obtained.

c) Title compound

[0131] Following a similar procedure to that described in example 1 section b, but using the compound obtained in the previous section, instead ethyl 4-(4-chloro-3'-methoxybiphenyl-3-ylcarboxamido)-3,5-dimethylbenzoate, the desired compound was obtained.

LC-MS (method 1): t_R = 1.83 min; m/z = 457 (MH⁺).

[0132] Following a similar procedure to that described in example 47, but using in the corresponding starting material, the following compound was obtained:

Example	Name	Starting Materials	UPLC method	t _R (min)	m/z
48	3-Chloro-4-(3-chloro-6-(3-chlorophenyl)picolinamid o)-5-methylbenzoic acid	intermediate compound 6b and intermediate compound 1 a	1	1.84	437

EXAMPLE 49 : 3,5-Dichloro-4-(3-chloro-6-isobutoxypicolinamido)benzoic acid

[0133] To a solution of 2-methylpropan-1-ol (0.09 mL, 0.98 mmol) in DMF (5 mL) at 0 °C, 55 %, NaH dispersion in mineral oil (39 mg, 0.98 mmol) was added and the resulting suspension was stirred at room temperature for 2 h. Then a solution of the intermediate compound 7 (100 mg, 0.245 mmol) in DMF (3 mL) was added. The resulting mixture was stirred at room temperature overnight. The reaction mixture was quenched by adding saturated NH₄Cl aqueous solution (5 mL) and extracted thrice with EtOAc. The combined organic phases were dried over Na₂SO₄ and concentrated to dryness. The crude residue was chromatographed on a silica gel flash system (Biotage SP1) using hexane/EtOAc mixtures of increasing polarity as eluent to afford 9.7 mg of the desired product (9.5 % yield).
LC-MS (method 1): t_R = 1.91 min; m/z = 417(MH⁺).

EXAMPLE 50: 3,5-Dichloro-4-(3-chloro-6-(cyclopropylmethylamino) picolinamido)benzoic acid

[0134] A suspension of the intermediate compound 4a (60 mg, 0.158 mmol) in cyclopropylmethanamine (0.3 mL, 3.46 mmol) was heated in a Biotage microwave oven at 170 °C for 1 h. The solvent was evaporated to dryness and 12.1 mg of the title compound were obtained (yield 18.5%) after UPLC preparative purification).
LC-MS (method 1): t_R = 1.63 min; m/z = 414 (MH⁺).

[0135] Following a similar procedure to that described in example 50, but using in each case the corresponding starting materials, the following compounds were obtained:

Example	Name	Starting Materials	UPLC method	t _R (min)	m/z
51	3,5-Dichloro-4-(3-chloro-6-(cyclopentylamino)picolinamido)benzoic acid	cyclopentanamine	1	1.77	428
52	4-(6-(Benzylamino)-3-chloropicolinamido)-3,5-dichlorobenzoic acid	benzylamine	1	1.67	450
53	3,5-Dichloro-4-(3-chloro-6-((2-methoxyethyl)(methyl)amino)picolinamido)benzoic acid	2-methoxy-N-methylethanamine	1	1.54	432
54	4-(6-(Butyl(methyl)amino)-3-chloropicolinamido)-3,5-dichlorobenzoic acid	N-methylbutan-1-amine	1	1.93	430
55	3,5-Dichloro-4-(3-chloro-6-(diethylamino)picolinamid o)benzoic acid	diethylamine	1	1.81	416
56	3,5-Dichloro-4-(3-chloro-6-(propylamino)picolinamid o)benzoic acid	propan-1-amine	1	1.58	402
57	3,5-Dichloro-4-(3-chloro-6-(piperidin-1-yl)picolinamido)benzoic acid	piperidine	1	1.84	428

EXAMPLE 58: Sodium 3,5-dimethyl-4-(4-methyl-3'-(trifluoromethyl)biphenyl-3-ylcarboxamido)benzoate**a) Ethyl 3,5-dimethyl-4-(4-methyl-3'-(trifluoromethyl)biphenyl-3-ylcarboxamido)benzoate**

5 [0136] Following a similar procedure to that described in example 1 section a, but using intermediate compound 3a and 3-trifluorophenylboronic acid instead of intermediate compound 3 and 3-methoxyphenylboronic, the desired compound was obtained.

b) Title compound

10 [0137] To a solution of compound obtained above (113 mg, 0.248 mmol) in THF (3 mL), 2N NaOH aqueous solution (0.5 mL, 1 mmol) was added at room temperature. The mixture was stirred at 60 °C until TLC showed there was not starting material left. It was cooled and THF was removed in vacuo. The residue was dissolved in EtOAc, washed with water (x3) and brine, and dried with MgSO₄ to afford 45 mg of the desired compound (42% yield).

15 LC-MS (method 1): t_R = 1.90 min, m/z = 428

[0138] Following a similar procedure to that described in example 58, but using the corresponding starting materials, the following compound was obtained:

Example	Name	Starting Materials	UPLC method	t _R (min)	m/z
59	4-(3'-Chloro-5'-methoxy-4-methylbiphenyl-3-ylcarboxamido)-3,5-dimethylbenzoic acid	intermediate compound 3a and 3-chloro-5-methoxyphenylboronic acid	1	1.88	424

EXAMPLE 60 :Sodium 3,5-dichloro-4-(2-chloro-5-(4-(trifluoromethyl)pyrimidin-2-yl)benzamido)benzoate**a) 2-Chloro-5-(4-(trifluoromethyl)pyrimidin-2-yl)benzoyl chloride**

30 [0139] Following a similar procedure to that described in intermediate compound 3 section a, but using intermediate compound 6c instead of 5-bromo-2-chlorobenzoic acid, the desired compound was obtained

b) Title compound

35 [0140] To a solution of intermediate compound 1 (195 mg, 0.82 mmol) in DMF (4 mL) at - 10 °C, 55 % NaH dispersion in mineral oil (108 mg, 2.47 mmol) was added and the resulting suspension was stirred at room temperature for 10 min. Then a solution of the compound obtained in the previous section (265 mg, 0.82 mmol) in DMF (2 mL) was added. The resulting mixture was stirred at room temperature overnight. Organic solvents were evaporated under reduced pressure. The reaction mixture was diluted by adding 1 N NaOH aqueous solution (5 mL) and extracted thrice with EtOAc.

40 The combined organic phases were dried over Na₂SO₄ and concentrated to dryness to afford 326 mg of the desired compound (77 % yield).

LC-MS (method 1): t_R = 1.77 min; m/z = 492 (MH⁺).

EXAMPLE 61: 3,5-Dichloro-4-(5-(cyclohexylmethyl)-2-methylbenzamido)**benzoic acid****a) 5-(Cyclohexylmethyl)-2-methylbenzoyl chloride**

50 [0141] Following a similar procedure to that described in intermediate compound 3 section a, but using intermediate compound 9 instead of 5-bromo-2-chlorobenzoic acid, the desired compound was obtained

b) Title compound

55 [0142] To a solution of intermediate compound 1 (260 mg, 1.11 mmol) in DMF (5 mL) at - 10 °C, 55 % NaH dispersion in mineral oil (145 mg, 2.47 mmol) was added and the resulting suspension was stirred at room temperature for 10 min. Then a solution of the compound obtained in the previous section (258 mg, 1.11 mmol) in DMF was added. The resulting

EP 2 953 927 B1

mixture was stirred at room temperature overnight. The reaction mixture was quenched by adding 1 N HCl aqueous solution (5 mL) and extracted thrice with EtOAc. The combined organic phases were dried over Na₂SO₄ and concentrated to dryness. The crude residue was chromatographed on a silica gel flash system (Biotage SP1) using hexane/EtOAc mixtures of increasing polarity as eluent to afford 497 mg of the desired product (100 % yield).

LC-MS (method 1): t_R = 2.20 min; m/z = 420 (MH⁺).

[0143] Following a similar procedure to that described in example 61, but using in each case the corresponding starting materials, the following compounds were obtained:

Example	Name	Starting Materials	UPLC method	t _R (min)	m/z
62	4-(5-Benzyl-2-chlorobenzamido)-3,5-dichlorobenzoic acid	intermediate compound 9a	1	1.84	434
63	3,5-Dichloro-4-(2-chloro-5-isobutylbenzamido)benzoic acid	intermediate compound 9b	1	1.86	402

EXAMPLE 64: 4-(2-Chloro-5-isobutoxy-N-methylbenzamido)-3,5-dimethylbenzoic acid

[0144] To a solution of example 24 (150 mg, 0.4 mmol) and iodomethane (0.1 mL, 1.6 mmol) in THF (4 mL) at 0 °C, 55 % NaH dispersion in mineral oil (52 mg, 1.2 mmol) was added and the resulting suspension was stirred at room temperature overnight. Organic solvents were evaporated under reduced pressure and the pH of the solution was adjusted to 2 by adding 10 % HCl aqueous solution. The resulting mixture was filtered and the collected solids were washed with water and dried overnight in the oven to afford 127 mg of the desired product (82 % yield).

LC-MS (method 1): t_R = 1.83 min; m/z = 390 (MH⁺).

[0145] Following a similar procedure to that described in example 64, but using in each case the corresponding starting materials, the following compounds were obtained:

Example	Name	Starting Materials	UPLC method	t _R (min)	m/z
65	3,5-Dichloro-4-(2-chloro-5-isobutoxy-N-methylbenzamido)benzoic acid	example 25 and iodomethane	1	1.99	430
66	3,5-Dichloro-4-(2-chloro-5-isobutoxy-N-ethylbenzamido)benzoic acid	example 25 and iodoethane	1	2.06	444
67	3,5-Dichloro-4-(2-chloro-5-isobutoxy-N-isobutylbenzamido)benzoic acid	example 25 and 1-iodo-2-methylpropane	1	2.00	472
68	3,5-Dichloro-4-(2-chloro-5-isobutoxy-N-propylbenzamido)benzoic acid	example 25 and 1-iodopropane	1	1.90	458
69	3,5-Dichloro-4-(2-chloro-5-(2,4-difluorobenzyloxy)-N-ethylbenzamido)benzoic acid	example 35 and iodoethane	1	2.05	513
70	3,5-Dichloro-4-(2-chloro-5-(4-chloro-2-fluorobenzyloxy)-N-ethylbenzamido)benzoic acid	example 36 and iodoethane	1	1.97	531

EXAMPLE 71: Sodium 3-(5-(benzyloxy)-2-chlorobenzamido)-4-methylbenzoate

a) Ethyl 3-(5-(benzyloxy)-2-chlorobenzamido)-4-methylbenzoate

[0146] Following a similar procedure to that described in example 20 section b, but using intermediate compound 8a and methyl 3-amino-4-methylbenzoate as starting materials, the desired compound was obtained.

b) Title compound

[0147] To a solution of compound obtained above (15 mg, 0.037 mmol) in MeOH (1 mL), 1 N NaOH aqueous solution (0.055 mL, 0.055 mmol) was added at room temperature. The mixture was stirred at 70 °C until TLC showed there was not starting material left. It was cooled and THF was removed in vacuo to afford 15 mg of the desired compound (100% yield).

LC-MS (method 1): tR = 1.71 min, m/z = 396

Examples of biological activity

[0148] In the following examples the biological activity of compounds of formula (I) towards EP4 receptors is shown.

Test 1: Human EP4 receptor radioligand binding assay

[0149] To investigate binding properties of EP4 receptor ligands to human EP4 receptor, transfected HEK-293 cell membranes and [3H]-PGE2 (Perkin Elmer) were used. In 96-well plates the assay was carried out with a total reaction volume of 250 µl, containing 25 µl of membrane suspension (30 µg protein/well), 25 µl of [3H]-PGE2 (1 nM) in either absence or presence of 25 µl of either buffer or PGE2 (10 µM) for total and non-specific binding, respectively. Binding buffer contained 25 mM MES, 10 mM MgCl₂ and 1 mM EDTA at pH 6.0. Plates were incubated at 25 °C for 120 minutes. After the incubation period, 200 µl of incubate were transferred to MultiScreen HTS, FB plates (Millipore), filtered and plates were washed 6 times with ice-cold 10 mM MES, 0.01% BSA at pH 6.0. Filters were dried and counted in a MicroBeta scintillation counter (Perkin-Elmer) using EcoScint liquid scintillation cocktail.

[0150] Percentage inhibition was calculated relating compounds activity to the 0% inhibition of the wells incubated with 1 nM [3H]-PGE2 alone (total binding) and 100% inhibition of the wells incubated with 1 nM [3H]-PGE2 plus 10 µM PGE2 (non-specific binding).

Test 2: Measurement of cAMP responses by Homogeneous Time Resolved Fluorescence

[0151] cAMP measurements on HEK-293 cells that stably expressed human EP4 receptors were performed by using a system based on Homogeneous Time Resolved Fluorescence (HTRF). This technology allows the direct measurement of cAMP in living cells. The principle of this assay is based on competition between cAMP produced by cells and cAMP-d2 conjugate for the binding with monoclonal anti-cAMP-cryptate conjugate. The HTRF cAMP kit from CisBio was used according to the manufacturer's directions. The experimental procedure was performed as stated below.

[0152] Suspended cells (30,000 cells per well) were added to 96-well culture plates in 30 µl of Optimem supplemented with 500 µM IBMX. Compounds were then added in 10 µl of stimulation buffer and incubated at 25°C for 30 minutes followed by 10 µl of PGE2 to a final concentration of 1 nM. After 30 minutes at 25°C, the reaction was stopped lysing the cells with a mixture of 25 µl of cryptate and 25 µl of cAMP-d2 prepared in the lysis buffer supplied by the manufacturer. Plates were incubated for an additional hour at room temperature and read at 665 nm/620 nm using an UltraEvolution Plate reader (Tecan).

[0153] Antagonist percentage inhibition was calculated relating compounds activity to the 0% inhibition of the wells incubated with 1 nM PGE2 alone and 100% inhibition of the wells incubated with 1 nM PGE2 plus 1 µM of the reference antagonist.

Example	Results of Test 1*	Results of Test 2**
1	#	\$
2	#	\$
3	#	\$
4	#	\$
5	#	\$
6	#	\$
7	#	\$
8	#	\$
9	#	\$

EP 2 953 927 B1

(continued)

	Example	Results of Test 1*	Results of Test 2**
5	10	#	\$
	11	#	\$
	12	#	\$
	13	#	\$
10	14	#	\$
	15	#	\$
	16	#	\$
15	17	#	\$
	18	#	\$
	19	#	\$
	20	#	\$
20	21	#	\$
	22	#	\$
	23	#	\$
25	24	#	\$
	25	#	\$
	26	#	
	27	#	
30	28	#	
	29	#	
	30	#	
35	31	#	
	32	#	
	33	#	
	34	#	
40	35	#	\$
	36	#	\$
	37	##	
45	38	#	\$
	39	#	
	40	#	
	41	#	
50	42	#	\$
	43	#	
	44	#	
55	45	#	\$
	46	#	\$
	47	#	\$

EP 2 953 927 B1

(continued)

Example	Results of Test 1*	Results of Test 2**
48	#	\$
49	#	
50	#	
51	#	
53	#	
54	#	
55	#	
56	#	
57	#	\$
58	#	\$
59	#	\$
60	#	\$
61	#	
62	#	
63	#	
66	#	
67	#	
69	#	
70	#	
71	#	
<ul style="list-style-type: none"> • * Binding assay (Test 1) at 10 μM # %inh > 75, ## 45 < %inh < 75; • ** Functional assay (Test 2) at 10 μM \$ %inh > 75. 		

References

[0154]

Coleman, R. A., Prostanoid Receptors. IUPHAR compendium of receptor characterization and classification, 2nd edition, 338-353, 2000.

Chen Q, Muramoto K, Masaaki N, Ding Y, Yang H, Mackey M, Li W, Inoue Y, Ackermann K, Shirota H, Matsumoto I, Spyvee M, Schiller S, Sumida T, Gusovsky F, Lamphier M. A novel antagonist of the prostaglandin E(2) EP(4) receptor inhibits Th1 differentiation and Th17 expansion and is orally active in arthritis models Br J Pharmacol. 2010 May;160(2):292-310.

Cherukuri DP, Chen BO, Goulet A-C, Young RN, Han Y, Heimark RL, Regan JW, Meuillet E, Nelson MA. The EP4 receptor antagonist, L-161,982, blocks prostaglandin E2-induced signal transduction and cell proliferation in HCA-7 colon cancer cells. Experimental Cell Research 313(2007)2969-2979.

Yao-Chi Chuang, Pradeep Tyagi, Chao-Cheng Huang, Michael B. Chancellor and Naoki Yoshimura. Mechanisms and urodynamic effects of a potent and selective EP4 receptor antagonist, MF191, on cyclophosphamide and prostaglandin E 2 - induced bladder overactivity in rats. BJU International| 110 , 1558 - 1564 (2012) Davis RJ, Murdoch CE, Ali M, Purbrick S, Ravid R, Baxter GS et al. (2004). EP4 prostanoid receptor-mediated vasodilatation of human middle cerebral arteries. Br J Pharmacol 141: 580-585.

EP 2 953 927 B1

Dirig DM, Yaksh TL. (1999) In vitro prostanoid release from spinal cord following peripheral inflammation: effects of substance P, NMDA and capsaicin. *Br J Pharmacol.* 126(6):1333-40.

5 T.W. Greene and P.G.M. Wuts "Protective groups in organic synthesis" (John Wiley & sons 10 1999)

Folkman J. Angiogenesis: an organizing principle for drug discovery? *Nat Rev Drug Discov.* 2007 Apr;6(4):273-86.

10 Guay J., Bateman, K., Gordon R., Mancini J., Riendeau D. (2004) Carrageenan-induced paw edema in rat elicits a predominant prostaglandin E2 (PGE2) response in the central nervous system associated with the induction of microsomal PGE2 synthase-1 *J. Biol Chem* 2004. 279, 24866-24872.

Heidenreich R, Rocken M, Ghoreschi K. Angiogenesis drives psoriasis pathogenesis. *Int J Exp Pathol.* 2009 Jun;90(3):232-48.

15 Jones RL, Giembycz MA and Woodward DF. Prostanoid receptor antagonists: development strategies and therapeutic applications. *British Journal of Pharmacology* (2009) 158 104-145

20 Lin CR, Amaya F, Barrett L, Wang H, Takada J, Samad TA, Woolf CJ (2006) Prostaglandin E2 receptor EP4 contributes to inflammatory pain hypersensitivity. *J Pharmacol Exp Ther.* 319(3):1096-103.

Lee J, Banu SK, Rodriguez R, Starzinski-Powitz A, Arosh JA. Selective blockade of prostaglandin E(2) receptor EP2 and EP4 signaling inhibits proliferation of human endometriotic epithelial cells and stromal cells through distinct cell cycle arrest. *Fertil Steril.* 2010 Mar 5.

25 Ma W, Eisenach JC. (2003) Four PGE2 EP receptors are up-regulated in injured nerve following partial sciatic nerve ligation. *Exp Neurol.* 183(2):581-92.

Maher, Sarah A.; Belvisi, Maria G. Prostanoids and the Cough Reflex. *Lung* 2010; 188 (Supl.1): 9-12.

30 McCoy , Jennifer M; Wicks , Joan R.; and Audoly, Laurent P. The role of prostaglandin E2 receptors in the pathogenesis of rheumatoid arthritis. *J. Clin. Invest.* 110:651-658 (2002).

35 Maubach KA, Clark DE, Fenton G, Lockey PM, Clark KL, Oxford AW et al. (2009). BCG20-1531, a novel, potent and selective prostanoid EP4 receptor antagonist; a putative new treatment for migraine headache. *Br J Pharmacol* 156: 316-327.

Narumiya S., Sugimoto Y., Ushikubi F. (1999) Prostanoid receptors: structures, properties, and functions. *Physiol Rev.* 79 (1999) 1193-1226.

40 Oka T, Hosoi M, Oka K, Hori T. (1997) Biphasic alteration in the trigeminal nociceptive neuronal responses after intracerebroventricular injection of prostaglandin E2 in rats. *Brain Res.* 749(2):354-7. Erratum in: *Brain Res* 757(2):299.

45 Samad TA, Sapirstein A, Woolf CJ. (2002) Prostanoids and pain: unraveling mechanisms and revealing therapeutic targets. *Trends Mol Med.* 2002 Aug;8(8):390-6.

Syriatowicz JP, Hu D, Walker JS, Tracey DJ. (1999) Hyperalgesia due to nerve injury: role of prostaglandins. *Neuroscience.* 94(2):587-94.

50 Takayama K, Sukhova GK, Chin MT, et al. A novel prostaglandin E receptor 4 associated protein participates in anti-inflammatory signaling. *Circ Res.* 2006; 98:499-504.

Wei, Li-Li; Shen, Yue-Di; Zhang, Ying-Chun; Hu, Xing-Yue; Lu, Pei-Ling; Wang, Li; Chen, Wei. Roles of the prostaglandin E2 receptors EP subtypes in Alzheimer's disease. *Neurosci Bull* 2010; 26 (1): 77-84.

55 Wu WK, Sung JJ, Lee CW, Yu J, Cho CH. Cyclooxygenase-2 in tumorigenesis of gastrointestinal cancers: an update on the molecular mechanisms. *Cancer Lett.* 2010 Sep1;295(1):716.

EP 2 953 927 B1

Yao C., Daiji Sakata, Yoshiyasu Esaki, Youxian Li, Toshiyuki Matsuoka, Kenji Kuroiwa, Yukihiko Sugimoto, Shuh Narumiya. Prostaglandin E2-EP4 signaling promotes immune inflammation through TH1 cell differentiation and TH17 cell expansion. Nature Medicine Vol 15, n° 6 (2009) 633-40.

5 Yao C, Hirata T, Soontrapa K, Ma X, Takemori H, Narumiya S. Prostaglandin E2 promotes Th1 differentiation via synergistic amplification of IL-12 signalling by cAMP and PI3-kinase. Nat Commun. 2013;4:1685.

Zimecki, M. Potential therapeutic interventions via EP2/EP4 prostaglandin receptors., 2012; 66; 287-294

10

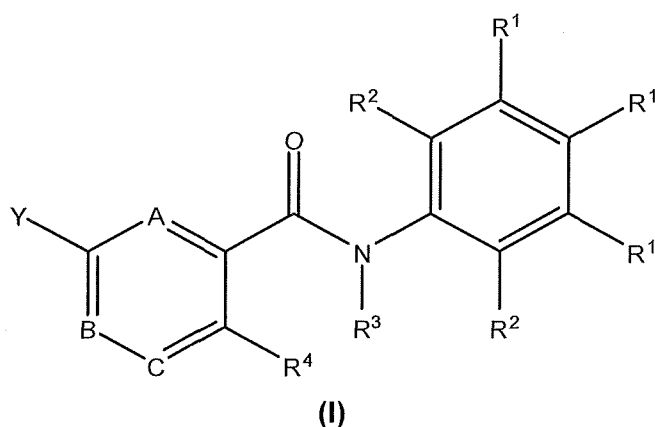
Claims

1. A compound of general formula (I):

15

20

25



30

wherein

each **R¹** may be a -COOH; a H; a halogen; a tetrazol; a -SO₂-NH-C(=O)-R'; a-C(=O)NH-SO₂-R'; or a -SO₂-OH with the proviso that only one of them must always represent a-COOH; or tetrazol or-SO₂-NH-C(=O)-R' or-C(=O)NH-SO₂-R' or -SO₂-OH,

35

each **R²** is independently selected from the group consisting of H; a halogen; C₁₋₆-alkyl; or -O-C₁₋₆-alkyl, with the proviso that at least one R² must be different from H

R³ is selected from H; or a C₁₋₆-alkyl;

R⁴ is a halogen or a C₁₋₆-alkyl;

A, B and C independently represents a CR^a or a N;

40

Y is a -NR⁵R⁶; an -OR⁷; a phenyl, optionally substituted by at least one **R^b**; a benzyl optionally substituted by at least one **R^b**; a 5- or 6-membered heterocyclic ring, optionally substituted by at least one **R^b**, containing at least one heteroatom selected from N, O or S; a C₁₋₄-alkylene-C₃₋₆-cycloalkyl; or a C₂₋₆-alkyl;

R⁵ and **R⁶** are independently selected from H; a C₁₋₆-alkyl; a benzyl; a C₃₋₆-cycloalkyl; -C₁₋₄-alkylene-C₃₋₆-cycloalkyl; or -C₁₋₄-alkylene-C₁₋₆-alkyloxy;

45

R⁷ is a H, a C₁₋₆-alkyl, a benzyl optionally substituted by at least one **R^c**; or a -C₁₋₄-alkylene-C₃₋₆-cycloalkyl;

R⁸ is independently selected from a hydrogen; C₁₋₆-alkyl; an optionally substituted phenyl; or -N(CH₃)₂;

R^a is a H or a C₁₋₆-alkyl;

each **R^b** is independently a H; a C₁₋₆-alkyl; a halogen; a -CN; a trihalo-C₁₋₆-alkyl; a-CONR⁸R⁹; an -OR¹⁰ or -C₁₋₄-alkylene-OR¹¹;

50

each **R^c** is independently a H; a C₁₋₆-alkyl; or a halogen;

R⁸ and **R⁹** are independently selected from H; or a C₁₋₆-alkyl;

R¹⁰ and **R¹¹** are independently selected from H; or a C₁₋₆-alkyl;

with the proviso that when R¹ is COOH in meta position and R² is either methyl or Cl or when R¹ is COOH in para position and R² is methyl, R⁷ is not methyl and R⁴ is not Br, and

55

with the proviso that when R¹ is a tetrazol the circumstance where Y is methoxy or pirrolidinyl and R⁴ is Br or Cl is not possible,

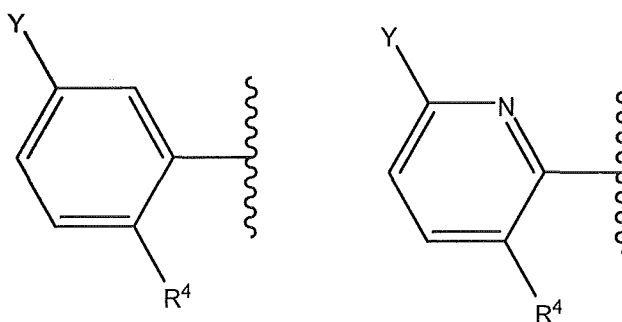
and the salts and solvates thereof.

2. A compound according to claim 1 wherein one R^1 substituent is $-COOH$ and the other two R^1 substituents are hydrogen.
3. A compound according to any of claim 1 or 2 where each R^2 is independently selected from H, methyl or Cl with the proviso that at least one R^2 is different from H.
4. A compound according to any of claims 1 to 3 where **A**, **B** and **C** are such that give rise to a moiety selected from:

10

15

20



where R^4 and **Y** have the same meanings as in claim 1.

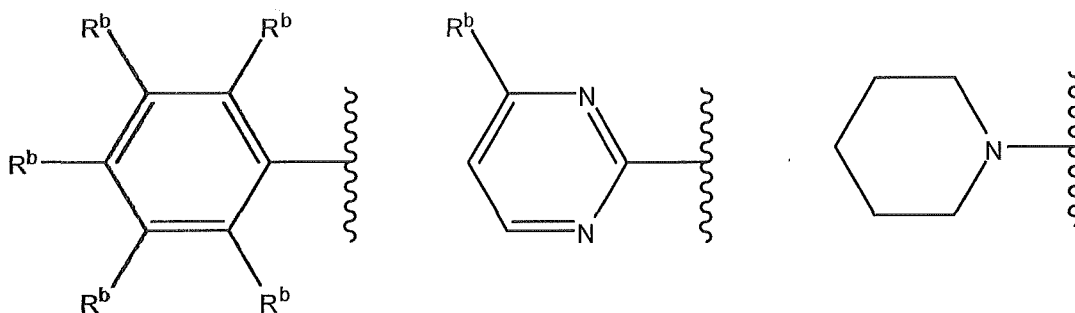
5. A compound according to claim 4 where each R^4 is independently selected from methyl or Cl.

25

6. A compound according to claim 1 where **Y** is a $-NR^5R^6$; an $-OR^7$ or one of the following groups:

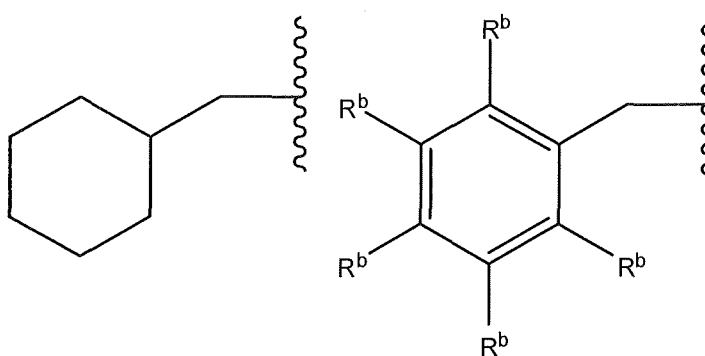
30

35



40

45

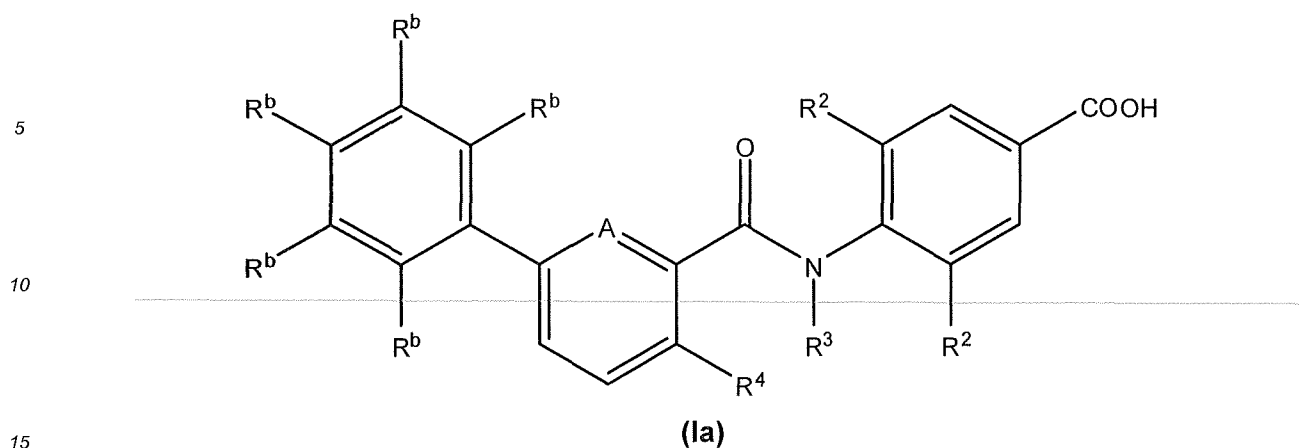


50

where R^5 , R^6 , R^7 and R^b have the same meanings as in claim 1.

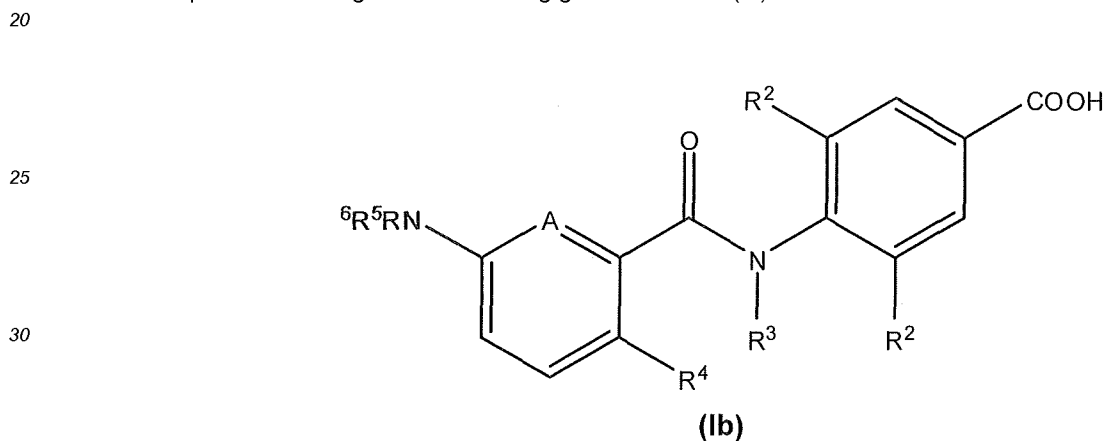
7. A compound according to claim 1 having general formula (Ia):

55



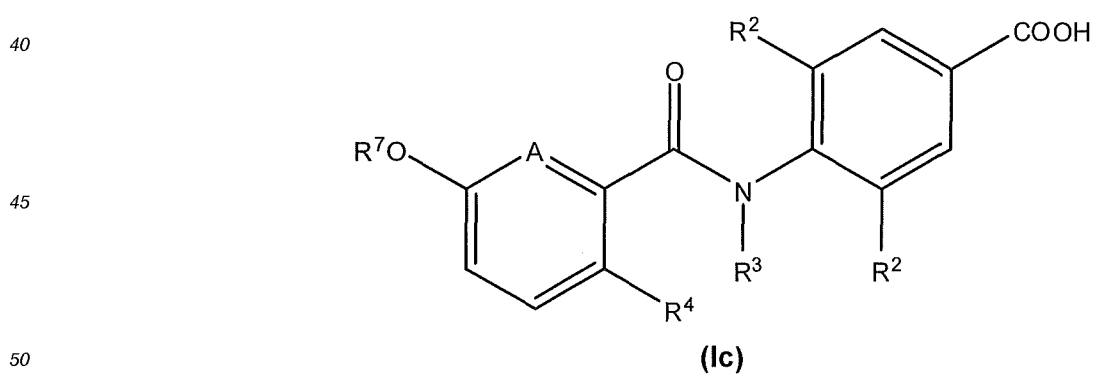
where R^2 , R^3 , R^4 , R^b and A have the same meaning as in claim 1.

8. A compound according to claim 1 having general formula (Ib):



where R^2 , R^3 , R^4 , R^5 , R^6 and A have the same meaning as in claim 1.

9. A compound according to claim 1 having general formula (Ic):



where R^2 , R^3 , R^4 , R^7 and A have the same meaning as in claim 1.

10. The compound according to any of claims 1 to 9 selected from:

- 55
- 4-(4-Chloro-3'-methoxybiphenyl-3-ylcarboxamido)-3,5-dimethylbenzoic acid;
 - 4-(4-Chloro-3'-(hydroxymethyl)biphenyl-3-ylcarboxamido)-3,5-dimethylbenzoic acid;
 - 4-(3'-Methoxy-4-methylbiphenyl-3-ylcarboxamido)-3,5-dimethylbenzoic acid;

EP 2 953 927 B1

- 4-(3'-Fluoro-4-methylbiphenyl-3-ylcarboxamido)-3,5-dimethylbenzoic acid;
- 4-(3'-Cyano-4-methylbiphenyl-3-ylcarboxamido)-3,5-dimethylbenzoic acid;
- 3,5-Dichloro-4-(3'-(hydroxymethyl)-4-methylbiphenyl-3-ylcarboxamido)benzoic acid;
- 5 • 3,5-Dichloro-4-(3'-cyano-4-methylbiphenyl-3-ylcarboxamido)benzoic acid;
- 3,5-Dichloro-4-(3'-methoxy-4-methylbiphenyl-3-ylcarboxamido)benzoic acid;
- 4-(3'-(Hydroxymethyl)-4-methylbiphenyl-3-ylcarboxamido)-3,5-dimethylbenzoic acid;
- 4-(5'-Chloro-2'-fluoro-4-methylbiphenyl-3-ylcarboxamido)-3,5-dimethylbenzoic acid;
- 4-(2',5'-Difluoro-4-methylbiphenyl-3-ylcarboxamido)-3,5-dimethylbenzoic acid;
- 10 • 4-(2'-fluoro-5'-methoxy-4-methylbiphenyl-3-ylcarboxamido)-3,5-dimethylbenzoic acid;
- 4-(3'-Carbamoyl-4-methylbiphenyl-3-ylcarboxamido)-3,5-dimethylbenzoic acid;
- 4-(3',4-Dichlorobiphenyl-3-ylcarboxamido)-3,5-dimethylbenzoic acid;
- 3,5-Dichloro-4-(3'-chloro-4-methylbiphenyl-3-ylcarboxamido)benzoic acid;
- 3,5-Dichloro-4-(4-chloro-3'-(hydroxymethyl)biphenyl-3-ylcarboxamido)benzoic acid;
- 15 • 3,5-Dichloro-4-(4-chloro-3'-methoxybiphenyl-3-ylcarboxamido)benzoic acid;
- 3,5-Dichloro-4-(4-chloro-3'-cyanobiphenyl-3-ylcarboxamido)benzoic acid;
- 3,5-Dichloro-4-(3',4-dichlorobiphenyl-3-ylcarboxamido)benzoic acid;
- 4-(3'-Chloro-4-methylbiphenyl-3-ylcarboxamido)-3,5-dimethylbenzoic acid;
- 4-(3',4-Dichlorobiphenyl-3-ylcarboxamido)-3-methylbenzoic acid;
- 20 • 3-Chloro-4-(3',4-dichlorobiphenyl-3-ylcarboxamido)-5-methylbenzoic acid;
- 4-(3-Chloro-6-(3-chlorophenyl)picolinamido)-3,5-dimethylbenzoic acid;
- 4-(2-Chloro-5-isobutoxybenzamido)-3,5-dimethylbenzoic acid;
- 3,5-Dichloro-4-(2-chloro-5-isobutoxybenzamido)benzoic acid;
- 3-Chloro-4-(2-chloro-5-isobutoxybenzamido)benzoic acid;
- 25 • 3-Chloro-4-(2-chloro-5-isobutoxybenzamido)-5-methylbenzoic acid;
- 4-(2-Chloro-5-isobutoxybenzamido)-3-methoxybenzoic acid;
- 4-(5-(Benzyloxy)-2-chlorobenzamido)-3,5-dichlorobenzoic acid;
- 3,5-Dichloro-4-(2-chloro-5-isopropoxybenzamido)benzoic acid;
- 3,5-Dichloro-4-(2-chloro-5-methoxybenzamido)benzoic acid;
- 3,5-Dichloro-4-(2-chloro-5-(cyclobutylmethoxy)benzamido)benzoic acid;
- 30 • 3,5-Dichloro-4-(2-chloro-5-ethoxybenzamido)benzoic acid;
- 3,5-Dichloro-4-(2-chloro-5-(neopentyloxy)benzamido)benzoic acid;
- 3,5-Dichloro-4-(2-chloro-5-(2,4-difluorobenzyloxy)benzamido)benzoic acid;
- 3,5-Dichloro-4-(2-chloro-5-(4-chloro-2-fluorobenzyloxy)benzamido)benzoic acid;
- 35 • 4-(2-Chloro-5-(2,4-difluorobenzyloxy)benzamido)-2,3,5,6-tetrafluorobenzoic acid;
- 3-(3'-Chloro-4-methylbiphenyl-3-ylcarboxamido)-4-methylbenzoic acid;
- 3-(3',4-Dichlorobiphenyl-3-ylcarboxamido)-2-methylbenzoic acid;
- 3-(3',4-Dichlorobiphenyl-3-ylcarboxamido)-4-methylbenzoic acid;
- 4-Chloro-3-(3',4-dichlorobiphenyl-3-ylcarboxamido)benzoic acid;
- 3-(3-Chloro-6-(3-chlorophenyl)picolinamido)-4-methylbenzoic acid;
- 40 • 3-(2-Chloro-5-(4-(trifluoromethyl)pyrimidin-2-yl)benzamido)-4-methylbenzoic acid;
- 3-(2-Chloro-5-isobutoxybenzamido)-4-methylbenzoic acid;
- 3-(3'-Chloro-4-methylbiphenyl-3-ylcarboxamido)-4-isopropylbenzoic acid;
- 3-(3',4-Dichlorobiphenyl-3-ylcarboxamido)-4-isopropylbenzoic acid;
- 45 • 3,5-Dichloro-4-(3-chloro-6-(3-chlorophenyl)picolinamido)benzoic acid;
- 3-Chloro-4-(3-chloro-6-(3-chlorophenyl)picolinamido)-5-methylbenzoic acid;
- 3,5-Dichloro-4-(3-chloro-6-isobutoxypicolinamido)benzoic acid;
- 3,5-Dichloro-4-(3-chloro-6-(cyclopropylmethylamino)picolinamido)benzoic acid;
- 3,5-Dichloro-4-(3-chloro-6-(cyclopentylamino)picolinamido)benzoic acid;
- 50 • 4-(6-(Benzylamino)-3-chloropicolinamido)-3,5-dichlorobenzoic acid;
- 3,5-Dichloro-4-(3-chloro-6-((2-ethoxyethyl)(methyl)amino)picolinamido)benzoic acid;
- 4-(6-(Butyl(methyl)amino)-3-chloropicolinamido)-3,5-dichlorobenzoic acid;
- 3,5-Dichloro-4-(3-chloro-6-(diethylamino)picolinamido)benzoic acid;
- 3,5-Dichloro-4-(3-chloro-6-(propylamino)picolinamido)benzoic acid;
- 3,5-Dichloro-4-(3-chloro-6-(piperidin-1-yl)picolinamido)benzoic acid;
- 55 • Sodium 3,5-dimethyl-4-(4-methyl-3'-(trifluoromethyl)biphenyl-3-ylcarboxamido)benzoate;
- 4-(3'-Chloro-5'-methoxy-4-methylbiphenyl-3-ylcarboxamido)-3,5-dimethylbenzoic acid;
- Sodium 3,5-dichloro-4-(2-chloro-5-(4-(trifluoromethyl)pyrimidin-2-yl)benzamido)benzoate;
- 3,5-Dichloro-4-(5-(cyclohexylmethyl)-2-methylbenzamido)benzoic acid;

- 4-(5-Benzyl-2-chlorobenzamido)-3,5-dichlorobenzoic acid;
- 3,5-Dichloro-4-(2-chloro-5-isobutylbenzamido)benzoic acid;
- 4-(2-Chloro-5-isobutoxy-N-methylbenzamido)-3,5-dimethylbenzoic acid;
- 3,5-Dichloro-4-(2-chloro-5-isobutoxy-N-methylbenzamido)benzoic acid;
- 3,5-Dichloro-4-(2-chloro-5-isobutoxy-N-ethylbenzamido)benzoic acid;
- 3,5-Dichloro-4-(2-chloro-5-isobutoxy-N-isobutylbenzamido)benzoic acid;
- 3,5-Dichloro-4-(2-chloro-5-isobutoxy-N-propylbenzamido)benzoic acid;
- 3,5-Dichloro-4-(2-chloro-5-(2,4-difluorobenzoyloxy)-N-ethylbenzamido)benzoic acid;
- 3,5-Dichloro-4-(2-chloro-5-(4-chloro-2-fluorobenzoyloxy)-N-ethylbenzamido)benzoic acid;
- Sodium 3-(5-(benzyloxy)-2-chlorobenzamido)-4-methylbenzoate;

and the salts, solvates and prodrugs thereof.

11. A compound according to any of the claims 1 to 10 for use as a medicament.

12. A compound according to any of claims 1 to 10 for use in the treatment and/or prophylaxis of diseases or disorders mediated by the EP4 receptor.

13. A compound for use according to claim 12 where the disease or disorders comprises inflammatory related pain including low back and neck pain, skeletal pain, post-partum pain, toothache, sprains and strains, myositis, neuralgia, synovitis, arthritis, including rheumatoid arthritis, degenerative joint diseases, gout and ankylosing spondylitis, bursitis, burns including radiation and corrosive chemical injuries and sunburns; postoperative pain; neuropathic pain; visceral pain; tension headache; cluster headaches; migraine; motility-related disorders including gastrointestinal disorders, urinary incontinence and other urinary tract diseases; dysmenorrhea; preterm labour; diabetic retinopathy; tumour angiogenesis; cancer; metastatic tumour growth; neurodegenerative diseases including senile dementia, Alzheimer's disease, Pick's disease, Huntington's chorea, Parkinson's disease, Creutzfeldt-Jakob disease, or amyotrophic lateral sclerosis; neuroprotection/stroke; glaucoma; osteoporosis; bone fractures; Paget's disease; hyperthermia including different types of fever as rheumatic fever; symptoms associated with influenza or other viral infections; gastrointestinal disorders related with chemotherapy or irritable bowel syndrome; gastrointestinal bleeding; coagulation disorders including anaemia, hypoprothrombinemia, haemophilia or other bleeding problems; kidney diseases including nephritis, particularly mesangial proliferative glomerulonephritis and nephritic syndrome; thrombosis and occlusive vascular diseases; inflammatory diseases including the treatment of skin conditions such as , bums, eczema, dermatitis, psoriasis; ophthalmic diseases including glaucoma, retinitis, retinopathies, uveitis and of acute injury to the eye tissue such as conjunctivitis; lung disorders including asthma, bronchitis, emphysema, allergic rhinitis, respiratory distress syndrome pigeon fancier's disease, farmer's lung, CORD; gastrointestinal tract disorders including aphthous ulcer, Crohn's disease, atopic gastritis, gastritis varialoforme, ulcerative colitis, coeliac disease, regional ileitis, irritable bowel syndrome, inflammatory bowel disease, gastrointestinal reflux disease; organ trasplantation; other conditions with an inflammatory component such as vascular disease, migraine, periarteritis nodosa, thyroiditis, aplastic anaemia, Hodgkin's disease, sclerodoma, myaesthesia gravis, multiple sclerosis, sarcoidosis, nephrotic syndrome, Bechet's syndrome, polymyositis, gingivitis, myocardial ischemia, pyrexia, systemic lupus erythematosus, polymyositis, tendinitis, bursitis, and Sjogren's syndrome; bone diseases **characterized by** abnormal bone metabolism or resorption such as osteoporosis, especially postmenopausal osteoporosis, hypercalcemia, hyperparathyroidism, Paget's bone diseases, osteolysis, hypercalcemia of malignancy with or without bone metastases, rheumatoid arthritis, periodontitis, osteoarthritis, ostealgia, osteopenia, cancer cacchexia, calculus, lithiasis, especially urolithiasis, solid carcinoma, gout and ankylosing spondylitis, tendinitis and bursitis; immune diseases such as multiple sclerosis, rheumatoid arthritis, inflammatory bowel diseases and allergic skin disorders; contact hypersensitivity, cough and endometriosis.

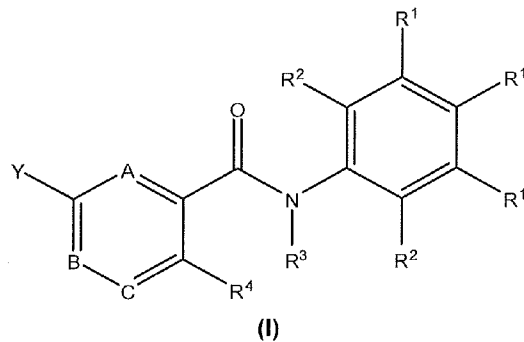
14. A compound for use according to claim 12 where the disease or disorders comprises inflammatory related pain including low back and neck pain, skeletal pain, post-partum pain, toothache, sprains and strains, myositis, neuralgia, synovitis, arthritis, including rheumatoid arthritis, degenerative joint diseases, gout and ankylosing spondylitis, bursitis, burns including radiation and corrosive chemical injuries and sunburns; postoperative pain; neuropathic pain; visceral pain; tension headache; cluster headaches; migraine; urinary incontinence and other urinary tract diseases; inflammatory diseases including the treatment of skin conditions such as sunburn, bums, eczema, dermatitis, psoriasis; ophthalmic diseases such as glaucoma, retinitis, retinopathies, uveitis and of acute injury to the eye tissue such as conjunctivitis; lung disorders including asthma, bronchitis, emphysema, allergic rhinitis, respiratory distress syndrome pigeon fancier's disease, farmer's lung, CORD; gastrointestinal tract disorders including aphthous ulcer, Crohn's disease, atopic gastritis, gastritis varialoforme, ulcerative colitis, coeliac disease, regional ileitis, irritable

bowel syndrome, inflammatory bowel disease, gastrointestinal reflux disease; organ transplantation; other conditions with an inflammatory component such as vascular disease, migraine, periarteritis nodosa, thyroiditis, aplastic anaemia, Hodgkin's disease, sclerodoma, myaesthesia gravis, multiple sclerosis, sarcoidosis, nephrotic syndrome, Bechet's syndrome, polymyositis, gingivitis, myocardial ischemia, pyrexia, systemic lupus erythematosus, polymyositis, tendinitis, bursitis, and Sjogren's syndrome; bone diseases **characterized by** abnormal bone metabolism or resorption such as osteoporosis, especially postmenopausal osteoporosis, hyper-calcemia, hyperparathyroidism, Paget's bone diseases, osteolysis, hypercalcemia of malignancy with or without bone metastases, rheumatoid arthritis, periodontitis, osteoarthritis, ostealgia, osteopenia, cancer cachexia, calculosis, lithiasis, especially urolithiasis, solid carcinoma, gout and ankylosing spondylitis, tendinitis and bursitis; immune diseases such as multiple sclerosis, rheumatoid arthritis, inflammatory bowel diseases and allergic skin disorders; contact hypersensitivity, cough and endometriosis.

15. Pharmaceutical composition comprising at least one compound according to any of claims 1-10 and at least one pharmaceutically acceptable carrier, additive, adjuvant or vehicle.

Patentansprüche

1. Eine Verbindung der allgemeinen Formel (I):



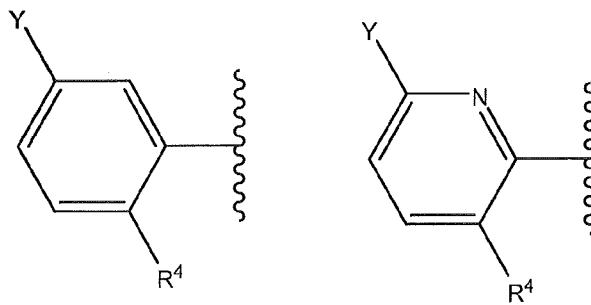
wobei

- jedes R^1 ein $-COOH$, ein H, ein Halogen, ein Tetrazol, ein $-SO_2NH-C(=O)-R'$, ein $-C(=O)NH-SO_2-R'$ oder ein $-SO_2-OH$ sein kann, unter der Voraussetzung, dass nur eines von ihnen immer ein $-COOH$ oder Tetrazol oder $-SO_2-NH-C(=O)-R'$ oder $-C(=O)NH-SO_2R'$ oder $-SO_2-OH$ darstellen muss,
- jedes R^2 unabhängig voneinander aus der Gruppe bestehend aus H, einem Halogen, C_{1-6} -Alkyl oder $-O-C_{1-6}$ -Alkyl ausgewählt ist, unter der Voraussetzung, dass mindestens ein R^2 von H verschieden sein muss;
- R^3 aus H oder C_{1-6} -Alkyl ausgewählt ist;
- R^4 ein Halogen oder ein C_{1-6} -Alkyl ist;
- A**, **B** und **C** unabhängig voneinander ein CR^a oder ein N darstellen;
- Y** ein $-NR^5R^6$ -, ein $-OR^7$, ein Phenyl, wahlweise substituiert mit mindestens einem R^b , ein Benzyl, wahlweise substituiert mit mindestens einem R^b -, ein 5- oder 6-gliedriger heterocyclischer Ring, wahlweise substituiert mit mindestens einem R^b , enthaltend mindestens ein Heteroatom ausgewählt aus N, O oder S; ein C_{1-4} -Alkyl- C_{3-6} -cycloalkyl oder ein C_{2-6} -Alkyl ist;
- R^5 und R^6 unabhängig voneinander aus H, einem C_{1-6} -Alkyl, einem Benzyl, einem C_{3-6} -cycloalkyl, $-C_{1-4}$ -Alkyl- C_{3-6} -cycloalkyl oder $-C_{1-4}$ -Alkyl- C_{1-6} -Alkyloxy ausgewählt sind;
- R^7 ein H, ein C_{1-6} -Alkyl, ein Benzyl, wahlweise substituiert mit mindestens einem R^c , oder ein $-C_{1-4}$ -Alkyl- C_{3-6} -cycloalkyl ist;
- R' unabhängig voneinander aus einem Wasserstoff, C_{1-6} -Alkyl, einem wahlweise substituierten Phenyl oder $-N(CH_3)_2$ ausgewählt ist;
- R^a ein H oder ein C_{1-6} -Alkyl ist;
- jedes R^b unabhängig voneinander ein H, ein C_{1-6} -Alkyl, ein Halogen, ein-CN, ein Trihalogen- C_{1-6} -alkyl, ein $-CONR^8R^9$, ein $-OR^{10}$ oder C_{1-4} -Alkyl- $-OR^{11}$ ist;
- jedes R^c unabhängig voneinander ein H, ein C_{1-6} -Alkyl oder ein Halogen ist;
- R^8 und R^9 unabhängig voneinander aus H oder einem C_{1-6} -Alkyl ausgewählt sind;

EP 2 953 927 B1

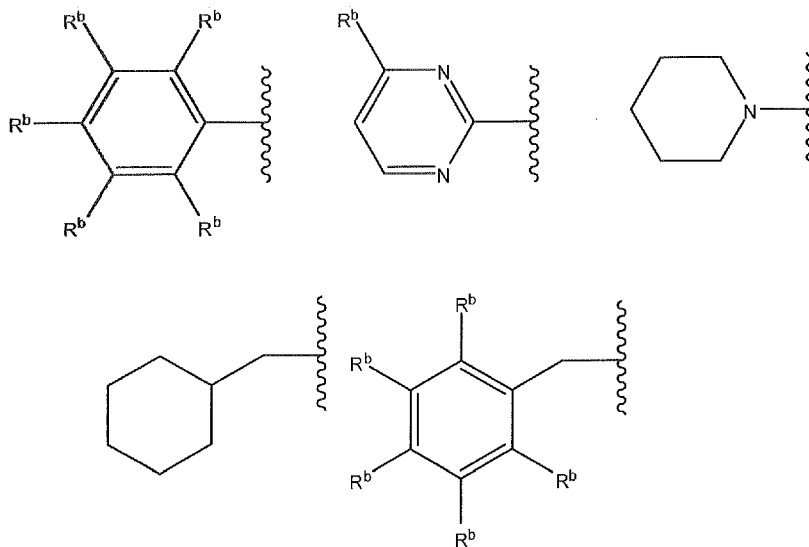
R^{10} und R^{11} unabhängig voneinander aus H oder einem C_{1-6} -Alkyl ausgewählt sind;
 unter der Voraussetzung, dass, wenn R^1 ein COOH in meta-Position ist und R^2 entweder Methyl oder Cl ist
 oder wenn R^1 ein COOH in para-Position ist und R^2 Methyl ist, R^7 nicht Methyl und R^4 nicht Br ist, und unter
 der Voraussetzung, dass, wenn R^1 ein Tetrazol ist, der Umstand, dass Y Methoxy oder Pyrrolidinyl ist und R^4
 Br oder Cl ist, nicht möglich ist, und die Salze und Solvate derselben.

2. Eine Verbindung gemäß Anspruch 1, wobei ein R^1 -Substituent -COOH ist und die beiden anderen R^1 -Substituenten Wasserstoff sind.
3. Eine Verbindung gemäß irgendeinem der Ansprüche 1 oder 2, wobei jedes R^2 unabhängig voneinander aus H, Methyl oder Cl ausgewählt ist, unter der Voraussetzung, dass mindestens ein R^2 von H verschieden ist.
4. Eine Verbindung gemäß irgendeinem der Ansprüche 1 bis 3, wobei **A**, **B** und **C** so sind, dass sie zu einer funktionellen Gruppe führen, die ausgewählt ist aus:



wobei R^4 und Y die gleichen Bedeutungen wie in Anspruch 1 haben.

5. Eine Verbindung gemäß Anspruch 4, wobei jedes R^4 unabhängig voneinander aus Methyl oder Cl ausgewählt ist.
6. Eine Verbindung gemäß Anspruch 1, wobei Y ein $-NR^5R^6$, ein $-OR^7$ oder eine der folgenden Gruppen ist:

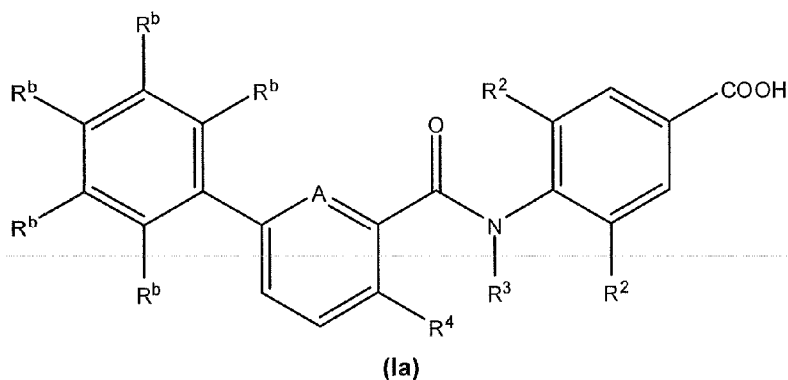


wobei R^5 , R^6 , R^7 und R^b die gleichen Bedeutungen wie in Anspruch 1 haben.

7. Eine Verbindung gemäß Anspruch 1 mit der allgemeinen Formel (Ia):

5

10



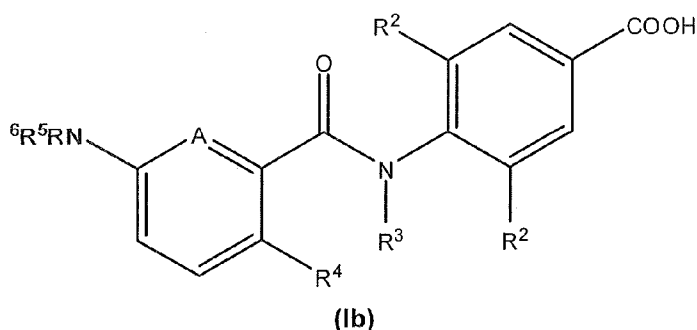
15

wobei R^2 , R^3 , R^4 , R^b und **A** die gleichen Bedeutungen wie in Anspruch 1 haben.

8. Eine Verbindung gemäß Anspruch 1 mit der allgemeinen Formel (1b):

20

25



30

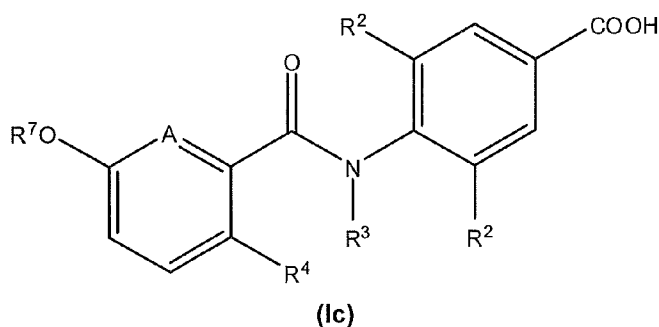
wobei R^2 , R^3 , R^4 , R^5 , R^6 und **A** die gleichen Bedeutungen wie in Anspruch 1 haben.

9. Eine Verbindung gemäß Anspruch 1 mit der allgemeinen Formel (1c):

35

40

45



wobei R^2 , R^3 , R^4 , R^7 und **A** die gleichen Bedeutungen wie in Anspruch 1 haben.

10. Die Verbindung gemäß irgendeinem der Ansprüche 1 bis 9 ausgewählt aus:

50

55

- 4-(4-Chlor-3'-methoxybiphenyl-3-ylcarboxamido)-3,5-dimethylbenzoesäure;
- 4-(4-Chlor-3'-(hydroxymethyl)biphenyl-3-ylcarboxamido)-3,5-dimethylbenzoesäure,
- 4-(3'-Methoxy-4-methylbiphenyl-3-ylcarboxamido)-3,5-dimethylbenzoesäure,
- 4-(3'-Fluor-4-methylbiphenyl-3-ylcarboxamido)-3,5-dimethylbenzoesäure,
- 4-(3'-Cyano-4-methylbiphenyl-3-ylcarboxamido)-3,5-dimethylbenzoesäure,
- 3,5-Dichlor-4-(3'-(hydroxymethyl)-4-methylbiphenyl-3-ylcarboxamido)benzoesäure,
- 3,5-Dichlor-4-(3'-cyano-4-methylbiphenyl-3-ylcarboxamido)benzoesäure,
- 3,5-Dichlor-4-(3'-methoxy-4-methylbiphenyl-3-ylcarboxamido)benzoesäure,

EP 2 953 927 B1

- 4-(3'-(Hydroxymethyl)-4-methylbiphenyl-3-ylcarboxamido)-3,5-dimethylbenzoesäure,
- 4-(5'-Chlor-2'-fluor-4-methylbiphenyl-3-ylcarboxamido)-3,5-dimethylbenzoesäure,
- 4-(2',5'-Difluor-4-methylbiphenyl-3-ylcarboxamido)-3,5-dimethylbenzoesäure,
- 4-(2'-Fluor-5'-methoxy-4-methylbiphenyl-3-ylcarboxamido)-3,5-dimethylbenzoesäure,
- 5 • 4-(3'-Carbamoyl-4-methylbiphenyl-3-ylcarboxamido)-3,5-dimethylbenzoesäure,
- 4-(3',4-Dichlorbiphenyl-3-ylcarboxamido)-3,5-dimethylbenzoesäure,
- 3,5-Dichlor-4-(3'-chlor-4-methylbiphenyl-3-ylcarboxamido)benzoesäure,
- 3,5-Dichlor-4-(4-chlor-3'-(hydroxymethyl)biphenyl-3-ylcarboxamido)benzoesäure,
- 10 • 3,5-Dichlor-4-(4-chlor-3'-methoxybiphenyl-3-ylcarboxamido)benzoesäure,
- 3,5-Dichlor-4-(4-chlor-3'-cyanobiphenyl-3-ylcarboxamido)benzoesäure,
- 3,5-Dichlor-4-(3',4-dichlorbiphenyl-3-ylcarboxamido)benzoesäure,
- 4-(3'-Chlor-4-methylbiphenyl-3-ylcarboxamido)-3,5-dimethylbenzoesäure,
- 4-(3',4-Dichlorbiphenyl-3-ylcarboxamido)-3-methylbenzoesäure,
- 15 • 3-Chlor-4-(3',4-dichlorbiphenyl-3-ylcarboxamido)-5-methylbenzoesäure,
- 4-(3-Chlor-6-(3-chlorphenyl)picolinamido)-3,5-dimethylbenzoesäure,
- 4-(2-Chlor-5-isobutoxybenzamido)-3,5-dimethylbenzoesäure,
- 3,5-Dichlor-4-(2-chlor-5-isobutoxybenzamido)benzoesäure,
- 3-Chlor-4-(2-chlor-5-isobutoxybenzamido)benzoesäure,
- 3-Chlor-4-(2-chlor-5-isobutoxybenzamido)-5-methylbenzoesäure,
- 20 • 4-(2-Chlor-5-isobutoxybenzamido)-3-methoxybenzoesäure,
- 4-(5-(Benzyloxy)-2-chlorbenzamido)-3,5-dichlorbenzoesäure,
- 3,5-Dichlor-4-(2-chlor-5-isopropoxybenzamido)benzoesäure,
- 3,5-Dichlor-4-(2-chlor-5-methoxybenzamido)benzoesäure,
- 3,5-Dichlor-4-(2-chlor-5-(cyclobutylmethoxy)benzamido)benzoesäure,
- 25 • 3,5-Dichlor-4-(2-chlor-5-ethoxybenzamido)benzoesäure,
- 3,5-Dichlor-4-(2-chlor-5-(neopentyloxy)benzamido)benzoesäure,
- 3,5-Dichlor-4-(2-chlor-5-(2,4-difluorbenzyloxy)benzamido)benzoesäure,
- 3,5-Dichlor-4-(2-chlor-5-(4-chlor-2-fluorbenzyloxy)benzamido)benzoesäure,
- 30 • 4-(2-Chlor-5-(2,4-difluorbenzyloxy)benzamido)-2,3,5,6-tetrafluorbenzoesäure,
- 3-(3'-Chlor-4-methylbiphenyl-3-ylcarboxamido)-4-methylbenzoesäure,
- 3-(3',4-Dichlorbiphenyl-3-ylcarboxamido)-2-methylbenzoesäure,
- 3-(3',4-Dichlorbiphenyl-3-ylcarboxamido)-4-methylbenzoesäure,
- 4-Chlor-3-(3',4-dichlorbiphenyl-3-ylcarboxamido)benzoesäure,
- 3-(3-Chlor-6-(3-chlorphenyl)picolinamido)-4-methylbenzoesäure,
- 35 • 3-(2-Chlor-5-(4-(trifluormethyl)pyrimidin-2-yl)benzamido)-4-methylbenzoesäure,
- 3-(2-Chlor-5-isobutoxybenzamido)-4-methylbenzoesäure,
- 3-(3'-Chlor-4-methylbiphenyl-3-ylcarboxamido)-4-isopropylbenzoesäure,
- 3-(3',4-Dichlorbiphenyl-3-ylcarboxamido)-4-isopropylbenzoesäure,
- 3,5-Dichlor-4-(3-chlor-6-(3-chlorphenyl)picolinamido)benzoesäure,
- 40 • 3-Chlor-4-(3-chlor-6-(3-chlorphenyl)picolinamido)-5-methylbenzoesäure,
- 3,5-Dichlor-4-(3-chlor-6-isobutoxypicolinamido)benzoesäure,
- 3,5-Dichlor-4-(3-chlor-6-(cyclopropylmethylamino)picolinamido)benzoesäure,
- 3,5-Dichlor-4-(3-chlor-6-(cyclopentylamino)picolinamido)benzoesäure,
- 4-(6-(Benzylamino)-3-chlorpicolinamido)-3,5-dichlorbenzoesäure,
- 45 • 3,5-Dichlor-4-(3-chlor-6-((2-ethoxyethyl)(methyl)amino)picolinamido)benzoesäure,
- 4-(6-(Butyl(methyl)amino)-3-chlorpicolinamido)-3,5-dichlorbenzoesäure,
- 3,5-Dichlor-4-(3-chlor-6-(diethylamino)picolinamido)benzoesäure,
- 3,5-Dichlor-4-(3-chlor-6-(propylamino)picolinamido)benzoesäure,
- 3,5-Dichlor-4-(3-chlor-6-(piperidin-1-yl)picolinamido)benzoesäure,
- 50 • Natrium-3,5-dimethyl-4-(4-methyl-3'-(trifluormethyl)biphenyl-3-ylcarboxamido)benzoat
- 4-(3'-Chlor-5'-methoxy-4-methylbiphenyl-3-ylcarboxamido)-3,5-dimethylbenzoesäure,
- Natrium-3,5-dichlor-4-(2-chlor-5-(4-trifluormethyl)pyrimidin-2-yl)benzamido)benzoat,
- 3,5-Dichlor-4-(5-(cyclohexylmethyl)-2-methylbenzamido)benzoesäure,
- 4-(5-Benzyl-2-chlorbenzamido)-3,5-dichlorbenzoesäure,
- 55 • 3,5-Dichlor-4-(2-chlor-5-isobutylbenzamido)benzoesäure,
- 4-(2-Chlor-5-isobutoxy-N-methylbenzamido)-3,5-dimethylbenzoesäure,
- 3,5-Dichlor-4-(2-chlor-5-isobutoxy-N-methylbenzamido)benzoesäure,
- 3,5-Dichlor-4-(2-chlor-5-isobutoxy-N-ethylbenzamido)benzoesäure,

EP 2 953 927 B1

- 3,5-Dichlor-4-(2-chlor-5-isobutoxy-N-isobutylbenzamido)benzoesäure,
- 3,5-Dichlor-4-(2-chlor-5-isobutoxy-N-propylbenzamido)benzoesäure,
- 3,5-Dichlor-4-(2-chlor-5-(2,4-difluorbenzyloxy)-N-ethylbenzamido)benzoesäure,
- 3,5-Dichlor-4-(2-chlor-5-(4-chlor-2-fluorbenzyloxy)-N-ethylbenzamido)benzoesäure,
- Natrium-3-(5-(benzyloxy)-2-chlorbenzamido)-4-methylbenzoat und die Salze, Solvate und Prodrugs derselben.

11. Eine Verbindung gemäß irgendeinem der Ansprüche 1 bis 10 zur Verwendung als ein Medikament.

12. Eine Verbindung gemäß einem der Ansprüche 1 bis 10 zur Verwendung bei der Behandlung und/oder Prophylaxe von Erkrankungen oder Beschwerden, die durch den EP4-Rezeptor vermittelt werden.

13. Eine Verbindung zur Verwendung gemäß Anspruch 12, wobei die Erkrankung oder Beschwerden mit einer Entzündung einhergehenden Schmerz umfasst, inklusive Schmerz im unteren Rücken und Nacken, Skelettschmerz, nachgeburtlicher Schmerz, Zahnschmerz, Verstauchungen und Zerrungen, Myositis, Neuralgie, Synovitis, Arthritis, inklusive rheumatoide Arthritis, degenerativen Gelenkerkrankungen, Gicht und Spondylitis ankylosans, Bursitis, Verbrennungen, inklusive Verletzungen durch Strahlung und ätzende Chemikalien und Sonnenbrände; postoperative Schmerzen; neuropathische Schmerzen; viszerale Schmerzen; Spannungskopfschmerz; Cluster-Kopfschmerzen; Migräne; motilitätsbezogene Störungen, inklusive Magen-Darm-Beschwerden, Harninkontinenz und andere Erkrankungen des Harntraktes; Dysmenorrhö; Frühwehen; diabetische Retinopathie; Tumor-Angiogenese; Krebs; metastatisches Tumorwachstum; neurodegenerative Erkrankungen, inklusive senile Demenz, Alzheimer-Erkrankung, Pick-Krankheit, Chorea-Huntington, Parkinson-Erkrankung, Creutzfeldt-Jakob-Erkrankung oder amyotrophe Lateralsklerose; Neuroprotektion/Schlaganfall; Glaukom; Osteoporose; Knochenbrüche; Morbus Paget; Hyperthermie, inklusive unterschiedliche Arten an Fieber, wie rheumatisches Fieber; Symptome, die mit Grippe oder anderen viralen Infektionen einhergehen; Magen-Darm-Beschwerden, die mit einer Chemotherapie oder Reizdarmsyndrom einhergehen; gastrointestinale Blutungen; Koagulationsstörungen, inklusive Anämie, Hypoprothrombinämie, Hä-mophilie oder andere Blutgerinnungsstörungen; Nierenerkrankungen, inklusive Nephritis, insbesondere mesangioproliferative Glomerulonephritis und nephritisches Syndrom; Thrombose und okklusive vaskuläre Erkrankungen; entzündliche Erkrankungen, inklusive die Behandlung von Hauterkrankungen, wie beispielsweise Beulen, Ekzem, Dermatitis, Psoriasis; Augenerkrankungen, inklusive Glaukom, Retinitis, Retinopathien, Uveitis und akute Verletzung am Augengewebe, wie zum Beispiel Bindehautentzündung; Lungenerkrankungen, inklusive Asthma, Bronchitis, Emphysem, allergische Rhinitis, Atemnotsyndrom, Taubenzüchterkrankheit, Farmerlunge, chronisch obstruktive Lungenerkrankung; Erkrankungen des Verdauungstraktes, inklusive Aphthen, Morbus Crohn, atopische Magenschleimhautentzündung, Gastritis varioliformis, Colitis ulcerosa, Zöliakie, lokale Ileitis, Reizdarmsyndrom, entzündliche Darmerkrankung, gastroösophageale Refluxkrankheit; Organtransplantation; andere Zustände mit einer entzündlichen Komponente, wie zum Beispiel Gefäßerkrankung, Migräne, Periarteriitis nodosa, Thyreoiditis, aplastische Anämie, Hodgkin-Lymphom, Sklerodermie, Myasthenia gravis, multiple Sklerose, Sarkoidose, nephrotisches Syndrom, Morbus Behçet, Polymyositis, Gingivitis, Myokardischämie, Pyrexie, systemischer Lupus erythematodes, Polymyositis, Tendinitis, Bursitis und Sjögren-Syndrom; Knochenerkrankungen, die durch einen anormalen Knochenmetabolismus oder -resorption gekennzeichnet sind, wie zum Beispiel Osteoporose, insbesondere postmenopausale Osteoporose, Hyperkalzämie, Hyperparathyroidismus, Paget-Knochenerkrankungen, Osteolyse, bösartige Hyperkalzämie mit oder ohne Knochenmetastasen, rheumatoide Arthritis, Periodontitis, Osteoarthritis, Ostealgie, Osteopenie, Kachexie infolge von Krebs, Steinleiden, Lithiasis, insbesondere Urolithiasis, festes Karzinom, Gicht und Spondylitis ankylosans, Tendinitis und Bursitis; Immunerkrankungen, wie zum Beispiel multiple Sklerose, rheumatoide Arthritis, entzündliche Darmerkrankungen und allergische Hautbeschwerden; Kontaktüberempfindlichkeit, Husten und Endometriose.

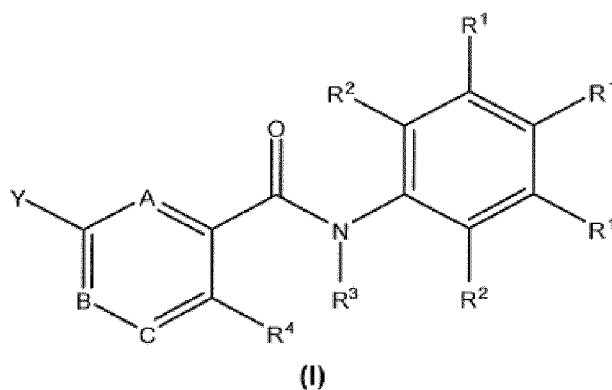
14. Eine Verbindung zur Verwendung gemäß Anspruch 12, wobei die Erkrankungen oder Beschwerden mit einer Entzündung einhergehenden Schmerz umfasst, inklusive Schmerz im unteren Rücken und Nacken, Skelettschmerz, nachgeburtlicher Schmerz, Zahnschmerz, Verstauchungen und Zerrungen, Myositis, Neuralgie, Synovitis, Arthritis, inklusive rheumatoide Arthritis, degenerative Gelenkerkrankungen, Gicht und Spondylitis ankylosans, Bursitis, Verbrennungen, inklusive Verletzungen durch Strahlung und ätzende Chemikalien und Sonnenbrände; postoperative Schmerzen, neuropathische Schmerzen; viszerale Schmerzen; Spannungskopfschmerz; Cluster-Kopfschmerzen; Migräne; Harninkontinenz und andere Erkrankungen des Harntraktes; entzündliche Erkrankungen, inklusive der Behandlung von Hauterkrankungen, zum Beispiel Sonnenbrand, Beulen, Ekzem, Dermatitis, Psoriasis; Augenerkrankungen, inklusive Glaukom, Retinitis, Retinopathien, Uveitis und akute Verletzung am Augengewebe, wie zum Beispiel Bindehautentzündung; Lungenerkrankungen, inklusive Asthma, Bronchitis, Emphysem, allergische Rhinitis, Atemnotsyndrom, Taubenzüchterkrankheit, Farmerlunge, chronisch obstruktive Lungenerkrankung; Erkrankungen

des Verdauungstraktes inklusive Aphthen, Morbus Crohn, atopische Magenschleimhautentzündung, Gastritis varioliformis, Colitis ulcerosa, Zöliakie, lokale Ileitis, Reizdarmsyndrom, entzündliche Darmerkrankung, gastroösophageale Refluxkrankheit; Organtransplantation; andere Zustände mit einer entzündlichen Komponente, wie zum Beispiel Gefäßkrankung, Migräne, Periarteriitis nodosa, Thyreoiditis, aplastische Anämie, Hodgkin-Lymphom, Sklerodermie, Myasthenia gravis, multiple Sklerose, Sarkoidose, nephrotisches Syndrom, Morbus Behçet, Polymyositis, Gingivitis, Myokardischämie, Pyrexie, systemischer Lupus erythematodes, Polymyositis, Tendinitis, Bursitis und Sjögren-Syndrom; Knochenerkrankungen, die durch einen anormalen Knochenmetabolismus oder -resorption gekennzeichnet sind, wie zum Beispiel Osteoporose, insbesondere postmenopausale Osteoporose, Hyperkalzämie, Hyperparathyroidismus, Paget-Knochenerkrankungen, Osteolyse, bösartige Hyperkalzämie mit oder ohne Knochenmetastasen, rheumatoide Arthritis, Periodontitis, Osteoarthritis, Ostealgie, Osteopenie, Kachexie infolge von Krebs, Steinleiden, Lithiasis, insbesondere Urolithiasis, festes Karzinom, Gicht und Spondylitis ankylosans, Tendinitis und Bursitis; Immunerkrankungen, wie zum Beispiel multiple Sklerose, rheumatoide Arthritis, entzündliche Darmerkrankungen und allergische Hautbeschwerden; Kontaktüberempfindlichkeit, Husten und Endometriose.

- 15 **15.** Pharmazeutische Zusammensetzung umfassend mindestens eine Verbindung gemäß irgendeinem der Ansprüche 1 bis 10 und mindestens einen pharmazeutisch akzeptablen Trägerstoff, Zusatzstoff, Hilfsstoff oder ein solches Vehikel.

20 Revendications

1. Composé de la formule générale (I):



dans laquelle:

40 chaque R¹ peut être un -COOH; un H; un halogène; un tétrazole; un -SO₂-NH-C(=O)-R'; un -C(=O)NH-SO₂-R', ou un -SO₂-OH avec la condition que seul un d'eux doit toujours représenter un -COOH; ou un tétrazole ou un -SO₂-NH-C(=O)-R' ou un -C(=O)NH-SO₂-R' ou un -SO₂-OH,

45 chaque R² est sélectionné de façon indépendante dans le groupe composé de H; un halogène; C₁₋₆-alkyle, ou -O-C₁₋₆-alkyle, avec la condition qu'au moins un R² doit être différent de H,

R³ est sélectionné parmi H; ou un C₁₋₆-alkyle;

R⁴ est un halogène ou un C₁₋₆-alkyle;

A, B et C représente de façon indépendante un CR^a ou un N;

Y est un -NR⁵R⁶; un -OR⁷; un phényle, optionnellement substitué par au moins un R^b; un benzyle optionnellement substitué par au moins un R^b; un anneau hétérocyclique à 5 ou 6 éléments, optionnellement substitué par au moins un R^b,

50 contenant au moins un hétéroatome sélectionné parmi N, O ou S; un C₁₋₄-alkylène-C₃₋₆-cycloalkyle; ou un C₂₋₆-alkyle;

R⁵ et R⁶ sont sélectionnés de façon indépendante parmi H; un C₁₋₆-alkyle; un benzyle; un C₃₋₆-cycloalkyle; -C₁₋₄-alkylène-C₃₋₆-cycloalkyle; ou -C₁₋₄-alkylène-C₁₋₆-alkyloxy;

55 R⁷ est un H, un C₁₋₆-alkyle, un benzyle optionnellement substitué par au moins un R^c, ou un -C₁₋₄-alkylène-C₃₋₆-cycloalkyle;

R' est sélectionné de façon indépendante parmi un hydrogène; un C₁₋₆-alkyle; un phényle optionnellement substitué; ou un -N(CH₃)₂;

EP 2 953 927 B1

R^a est un H ou un C₁₋₆-alkyle;

chaque R^b est de façon indépendante un H; un C₁₋₆-alkyle; un halogène; un -CN;

un trihalo-C₁₋₆-alkyle; un -CONR⁸R⁹; un -OR¹⁰ ou un -C₁₋₄-alkylène-OR¹¹;

chaque R^c est de façon indépendante un H; un C₁₋₆-alkyle; ou un halogène;

R⁸ et R⁹ sont sélectionnés de façon indépendante parmi H; ou un C₁₋₆-alkyle;

R¹⁰ et R¹¹ sont sélectionnés de façon indépendante parmi H; ou un C₁₋₆-alkyle;

avec la condition que lorsque R¹ est un COOH en position meta et que R² est soit un méthyle soit un Cl ou

lorsque R¹ est un COOH en position para et que R² est un méthyle, R⁷ n'est pas un méthyle et R⁴ n'est pas un Br, et

avec la condition que lorsque R¹ est un tétrazole, la circonstance dans laquelle Y est un méthoxy ou un pirro-

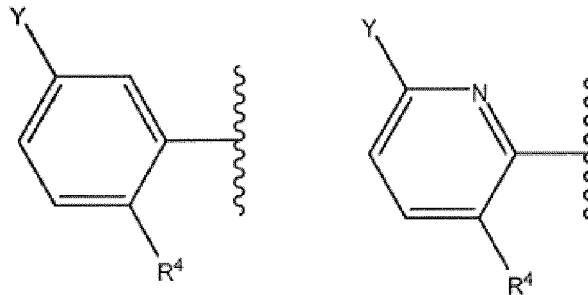
lidinyle et où R⁴ est Br ou Cl n'est pas possible,

et les sels et les solvates de celui-ci.

2. Composé selon la revendication 1, dans lequel un substituant de R¹ est un -COOH et les deux autres substituants de R¹ sont un hydrogène.

3. Composé selon l'une quelconque des revendications 1 à 2, dans lequel chaque R² est sélectionné de façon indépendante parmi H, méthyle ou Cl avec la condition qu'au moins un R² est différent de H.

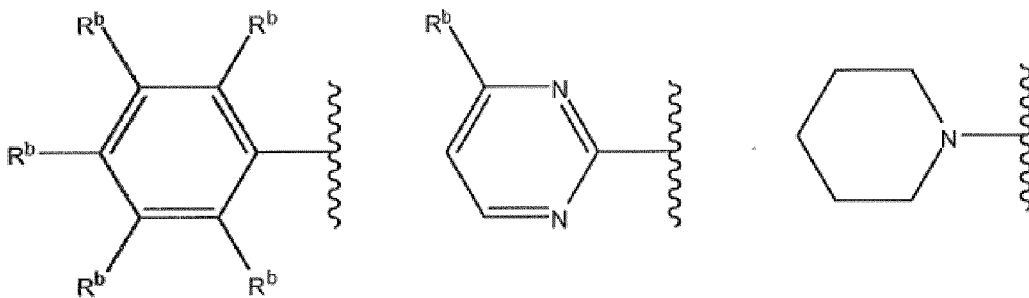
4. Composé selon l'une quelconque des revendications 1 à 3, dans lequel A, B et C sont tels qu'ils donnent naissance à une fraction sélectionnée parmi:



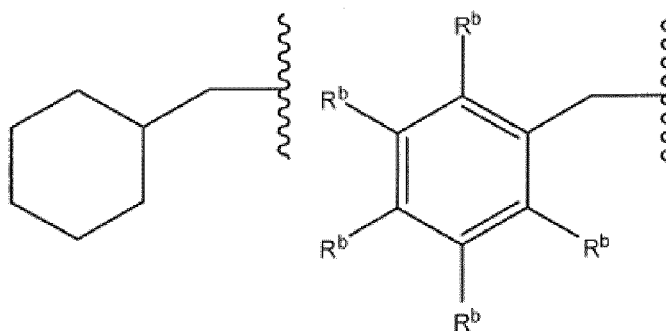
dans laquelle R⁴ et Y ont la même signification que dans la revendication 1.

5. Composé selon la revendication 4, dans lequel chaque R⁴ est sélectionné de façon indépendante parmi un méthyle ou un Cl.

6. Composé selon la revendication 1, dans lequel Y est un -NR⁵R⁶; un -OR⁷ ou un des groupes suivants:



5



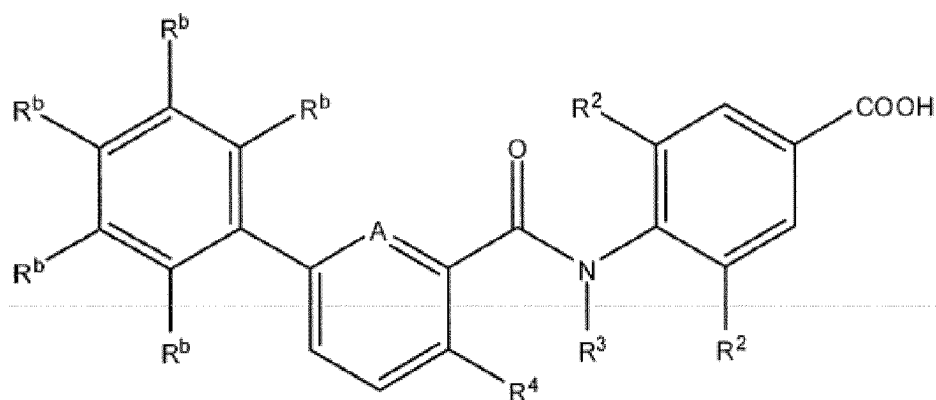
10

dans lesquels R^5 , R^6 , R^7 et R^b ont la même signification que dans la revendication 1.

15

7. Composé selon la revendication 1 ayant la formule générale (Ia):

20



25

30

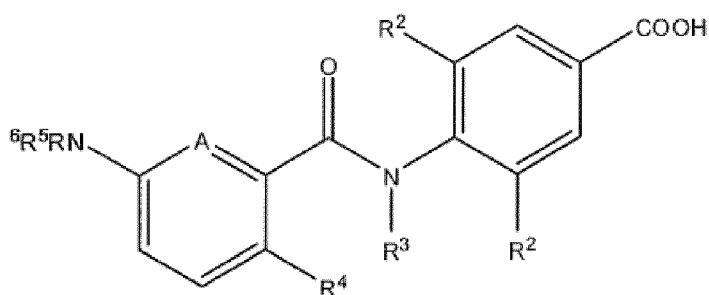
(Ia)

dans laquelle R^2 , R^3 , R^4 , R^b et A ont la même signification que dans la revendication 1.

35

8. Composé selon la revendication 1 ayant la formule générale (Ib):

40



45

(Ib)

dans laquelle R^2 , R^3 , R^4 , R^5 , R^6 et A ont la même signification que dans la revendication 1.

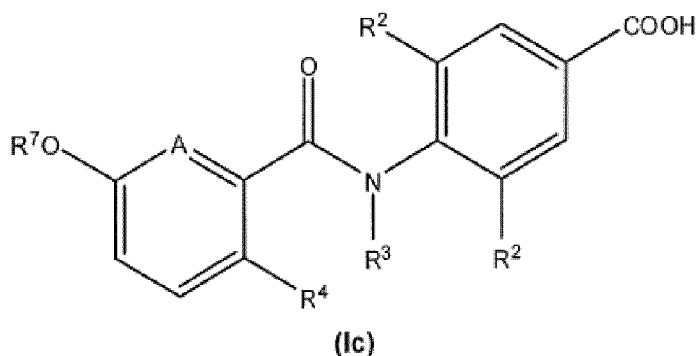
50

9. Composé selon la revendication 1 ayant la formule générale (Ic):

55

5

10



15

dans laquelle R², R³, R⁴, R⁷ et A ont la même signification que dans la revendication 1.

10. Composé selon l'une quelconque des revendications 1 à 9, sélectionné parmi:

20

25

30

35

40

45

50

55

- acide 4-(4-chloro-3'-méthoxybiphényl-3-ylcarboxamido)-3,5-diméthyl-benzoïque;
- acide 4-(4-chloro-3'-(hydroxyméthyl)biphényl-3-ylcarboxamido)-3,5-diméthyl-benzoïque;
- acide 4-(3'-méthoxy-4-méthylbiphényl-3-ylcarboxamido)-3,5-diméthyl-benzoïque;
- acide 4-(3'-fluoro-4-méthylbiphényl-3-ylcarboxamido)-3,5-diméthylbenzoïque;
- acide 4-(3'-cyano-4-méthylbiphényl-3-ylcarboxamido)-3,5-diméthylbenzoïque;
- acide 3,5-dichloro-4-(3'-(hydroxyméthyl)-4-méthylbiphényl-3-ylcarboxamido)-benzoïque;
- acide 3,5-dichloro-4-(3'-cyano-4-méthylbiphényl-3-ylcarboxamido)benzoïque;
- acide 3,5-dichloro-4-(3'-méthoxy-4-méthylbiphényl-3-ylcarboxamido)-benzoïque;
- acide 4-(3'-(hydroxyméthyl)-4-méthylbiphényl-3-ylcarboxamido)-3,5-diméthyl-benzoïque;
- acide 4-(5'-chloro-2'-fluoro-4-méthylbiphényl-3-ylcarboxamido)-3,5-diméthyl-benzoïque;
- acide 4-(2',5'-difluoro-4-méthylbiphényl-3-ylcarboxamido)-3,5-diméthyl-benzoïque;
- acide 4-(2'-fluoro-5'-méthoxy-4-méthylbiphényl-3-ylcarboxamido)-3,5-diméthyl-benzoïque;
- acide 4-(3'-carbamoyl-4-méthylbiphényl-3-ylcarboxamido)-3,5-diméthyl-benzoïque;
- acide 4-(3',4-dichlorobiphényl-3-ylcarboxamido)-3,5-diméthylbenzoïque;
- acide 3,5-dichloro-4-(3'-chloro-4-méthylbiphényl-3-ylcarboxamido)benzoïque;
- acide 3,5-dichloro-4-(4-chloro-3'-(hydroxyméthyl)biphényl-3-ylcarboxamido)-benzoïque;
- acide 3,5-dichloro-4-(4-chloro-3'-méthoxybiphényl-3-ylcarboxamido)benzoïque;
- acide 3,5-dichloro-4-(4-chloro-3'-cyanobiphényl-3-ylcarboxamido)benzoïque;
- acide 3,5-dichloro-4-(3',4-dichlorobiphényl-3-ylcarboxamido)benzoïque;
- acide 4-(3'-chloro-4-méthylbiphényl-3-ylcarboxamido)-3,5-diméthylbenzoïque;
- acide 4-(3',4-dichlorobiphényl-3-ylcarboxamido)-3-méthylbenzoïque;
- acide 3-chloro-4-(3',4-dichlorobiphényl-3-ylcarboxamido)-5-méthylbenzoïque;
- acide 4-(3-chloro-6-(3-chlorophényl)picolinamido)-3,5-diméthylbenzoïque;
- acide 4-(2-chloro-5-isobutoxybenzamido)-3,5-diméthylbenzoïque;
- acide 3,5-dichloro-4-(2-chloro-5-isobutoxybenzamido)benzoïque;
- acide 3-chloro-4-(2-chloro-5-isobutoxybenzamido)benzoïque;
- acide 3-chloro-4-(2-chloro-5-isobutoxybenzamido)-5-méthylbenzoïque;
- acide 4-(2-chloro-5-isobutoxybenzamido)-3-méthoxybenzoïque;
- acide 4-(5-(benzyloxy)-2-chlorobenzamido)-3,5-dichlorobenzoïque;
- acide 3,5-dichloro-4-(2-chloro-5-isopropoxybenzamido)benzoïque;
- acide 3,5-dichloro-4-(2-chloro-5-méthoxybenzamido)benzoïque;
- acide 3,5-dichloro-4-(2-chloro-5-(cyclobutylméthoxy)benzamido)benzoïque;
- acide 3,5-dichloro-4-(2-chloro-5-éthoxybenzamido)benzoïque;
- acide 3,5-dichloro-4-(2-chloro-5-(néopentyloxy)benzamido)benzoïque;
- acide 3,5-dichloro-4-(2-chloro-5-(2,4-difluorobenzyloxy)benzamido)benzoïque;
- acide 3,5-dichloro-4-(2-chloro-5-(4-chloro-2-fluorobenzyloxy)benzamido)-benzoïque;
- acide 4-(2-chloro-5-(2,4-difluorobenzyloxy)benzamido)-2,3,5,6-tétrafluoro-benzoïque;
- acide 3-(3'-chloro-4-méthylbiphényl-3-ylcarboxamido)-4-méthylbenzoïque;
- acide 3-(3',4-dichlorobiphényl-3-ylcarboxamido)-2-méthylbenzoïque;
- acide 3-(3',4-dichlorobiphényl-3-ylcarboxamido)-4-méthylbenzoïque;
- acide 4-chloro-3-(3',4-dichlorobiphényl-3-ylcarboxamido)benzoïque;

EP 2 953 927 B1

- acide 3-(3-chloro-6-(3-chlorophényl)picolinamido)-4-méthylbenzoïque;
- acide 3-(2-chloro-5-(4-(trifluorométhyl)pyrimidin-2-yl)benzamido)-4-méthylbenzoïque;
- acide 3-(2-chloro-5-isobutoxybenzamido)-4-méthylbenzoïque;
- 5 • acide 3-(3'-chloro-4-méthylbiphényl-3-ylcarboxamido)-4-isopropylbenzoïque;
- acide 3-(3',4-dichlorobiphényl-3-ylcarboxamido)-4-isopropylbenzoïque;
- acide 3,5-dichloro-4-(3-chloro-6-(3-chlorophényl)picolinamido)benzoïque;
- acide 3-chloro-4-(3-chloro-6-(3-chlorophényl)picolinamido)-5-méthylbenzoïque;
- acide 3,5-dichloro-4-(3-chloro-6-isobutoxypicolinamido)benzoïque;
- 10 • acide 3,5-dichloro-4-(3-chloro-6-(cyclopropylméthylamino)picolinamido)-benzoïque;
- acide 3,5-dichloro-4-(3-chloro-6-(cyclopentylamino)picolinamido)benzoïque;
- acide 4-(6-(benzylamino)-3-chloropicolinamido)-3,5-dichlorobenzoïque;
- acide 3,5-dichloro-4-(3-chloro-6-((2-éthoxyéthyl)(méthyl)amino)picolinamido)-benzoïque;
- acide 4-(6-(butyl(méthyl)amino)-3-chloropicolinamido)-3,5-dichlorobenzoïque;
- 15 • acide 3,5-dichloro-4-(3-chloro-6-(diéthylamino)picolinamido)benzoïque;
- acide 3,5-dichloro-4-(3-chloro-6-(propylamino)picolinamido)benzoïque;
- acide 3,5-dichloro-4-(3-chloro-6-(pipéridin-1-yl)picolinamido)benzoïque;
- 3,5-diméthyl-4-(4-méthyl-3'-(trifluorométhyl)biphényl-3-ylcarboxamido)-benzoate de sodium;
- acide 4-(3'-chloro-5'-méthoxy-4-méthylbiphényl-3-ylcarboxamido)-3,5-diméthylbenzoïque;
- 20 • 3,5-dichloro-4-(2-chloro-5-(4-(trifluorométhyl)pyrimidin-2-yl)benzamido)-benzoate de sodium;
- acide 3,5-dichloro-4-(5-(cyclohexylméthyl)-2-méthylbenzamido)benzoïque;
- acide 4-(5-benzyl-2-chlorobenzamido)-3,5-dichlorobenzoïque;
- acide 3,5-dichloro-4-(2-chloro-5-isobutylbenzamido)benzoïque;
- acide 4-(2-chloro-5-isobutoxy-N-méthylbenzamido)-3,5-diméthylbenzoïque;
- 25 • acide 3,5-dichloro-4-(2-chloro-5-isobutoxy-N-méthylbenzamido)benzoïque;
- acide 3,5-dichloro-4-(2-chloro-5-isobutoxy-N-éthylbenzamido)benzoïque;
- acide 3,5-dichloro-4-(2-chloro-5-isobutoxy-N-isobutylbenzamido)benzoïque;
- acide 3,5-dichloro-4-(2-chloro-5-isobutoxy-N-propylbenzamido)benzoïque;
- acide 3,5-dichloro-4-(2-chloro-5-(2,4-difluorobenzyloxy)-N-éthylbenzamido)-benzoïque;
- 30 • acide 3,5-dichloro-4-(2-chloro-5-(4-chloro-2-fluorobenzyloxy)-N-éthylbenzamido)benzoïque;
- 3-(5-(benzyloxy)-2-chlorobenzamido)-4-méthylbenzoate de sodium;

et les sels, solvates et promédicaments de ceux-ci.

- 35 **11.** Composé selon l'une quelconque de revendications 1 à 10 destiné à être utilisé comme médicament.
- 12.** Composé selon l'une quelconque des revendications 1 à 10 destiné à être utilisé dans le traitement et/ou la prophylaxie de maladies ou de troubles médiés par le récepteur EP4.
- 40 **13.** Composé destiné à être utilisé selon la revendication 12 où la maladie ou le trouble comprend des douleurs liées à une inflammation y compris les douleurs lombaires et les douleurs de la nuque, les douleurs squelettiques, douleurs post-accouchement, maux de dents, entorses et foulures, myosite, névralgie, synovite, arthrite, y compris arthrite rhumatoïde, maladies dégénératives des articulations, goutte et spondylite ankylosante, bursite, brûlures y compris lésions par radiations ou produits chimiques corrosifs et coups de soleil; douleurs post-opératoires; douleurs neuropathiques; douleurs viscérales; céphalées de tension; algies vasculaires de la face; migraine; troubles liés à la motilité y compris troubles gastro-intestinaux, incontinence urinaire et autres maladies des voies urinaires; dysménorrhée; travail prématuré; rétinopathie diabétique; angiogenèse tumorale; cancer; croissance de tumeur métastatique; maladies neurodégénératives y compris démence sénile, maladie d'Alzheimer, maladie de Pick, chorée de Huntington, maladie de Parkinson, maladie de Creutzfeldt-Jakob, ou sclérose latérale amyotrophique; neuroprotection/AVC; glaucome; ostéoporose; fractures osseuses; maladie de Paget; hyperthermie y compris différents types de fièvre comme la fièvre rhumatismale; symptômes associés à la grippe ou à d'autres infections virales; troubles gastro-intestinaux liés à la chimiothérapie ou au syndrome de l'intestin irritable; hémorragie gastro-intestinale; troubles de la coagulation y compris anémie, hypoprothrombinémie, hémophilie ou autres problèmes hémorragiques; maladies des reins y compris néphrite, en particulier glomérulonéphrite proliférative mésangiale et syndrome néphritique; thrombose et maladies vasculaires occlusives; maladies inflammatoires y compris le traitement d'états cutanés tels que brûlures, eczéma, dermatite, psoriasis; maladies ophtalmiques y compris glaucome, rétinite, rétinopathies, uvéite et de lésions aiguës du tissu oculaire telles que conjonctivite; troubles pulmonaires y compris asthme, bronchite, emphysème, rhinite allergique, syndrome de détresse respiratoire, maladies des éleveurs d'oiseaux, poumon du fermier, CORD; troubles du tractus gastro-intestinal y compris ulcère aphteux, maladie de

Crohn, gastrite atopique, gastrite varioliforme, colite ulcéreuse, maladie coeliaque, iléite régionale, syndrome de l'intestin irritable, maladie inflammatoire de l'intestin, maladie du reflux gastro-intestinal; transplantation d'organes; autres états avec une composante inflammatoire tels que maladie vasculaire, migraine, périartérite noueuse, thyroïdie, anémie aplasique, maladie de Hodgkin, sclérotome, myasthénie grave, sclérose en plaques, sarcoïdose, syndrome néphrotique, syndrome de Bechet, polymyosite, gingivite, ischémie myocardique, pyrexie, lupus érythémateux systémique, polymyosite, tendinite, bursite, et syndrome de Sjogren; maladies osseuses **caractérisées par** un métabolisme osseux anormal ou une résorption osseuse anormale comme l'ostéoporose, spécialement l'ostéoporose post-ménopausique, hypercalcémie, hyperparathyroïdie, maladies osseuses de Paget, ostéolyse, hypercalcémie maligne avec ou sans métastases osseuses, arthrite rhumatoïde, périodontite, ostéoarthrite, ostéalgie, ostéopénie, cachexie cancéreuse, calculose, lithiase, spécialement urolithiase, carcinome solide, goutte et spondylite ankylosante, tendinite et bursite; maladies immunitaires telles que sclérose en plaques, arthrite rhumatoïde, maladies de l'intestin irritable et troubles allergiques de la peau; hypersensibilité de contact, toux et endométriase.

14. Composé destiné à être utilisé selon la revendication 12 où la maladie ou le trouble comprend des douleurs liées à une inflammation y compris les douleurs lombaires et les douleurs de la nuque, les douleurs squelettiques, douleurs post-accouchement, maux de dents, entorses et foulures, myosite, névralgie, synovite, arthrite, y compris arthrite rhumatoïde, maladies dégénératives des articulations, goutte et spondylite ankylosante, bursite, brûlures y compris lésions par radiations ou produits chimiques corrosifs et coups de soleil; douleurs neuropathiques; douleurs viscérales; céphalées de tension; algies vasculaires de la face; migraine; incontinence urinaire et autres maladies des voies urinaires; maladies inflammatoires y compris le traitement d'états cutanés tels que coups de soleil, brûlures, eczéma, dermatite, psoriasis; maladies ophtalmiques y compris glaucome, rétinite, rétinopathies, uvéite et de lésions aiguës du tissu oculaire telles que conjonctivite; troubles pulmonaires y compris asthme, bronchite, emphysème, rhinite allergique, syndrome de détresse respiratoire, maladies des éleveurs d'oiseaux, poumon du fermier, CORD; troubles du tractus gastro-intestinal y compris ulcère aphteux, maladie de Crohn, gastrite atopique, gastrite varioliforme, colite ulcéreuse, maladie coeliaque, iléite régionale, syndrome de l'intestin irritable, maladie inflammatoire de l'intestin, maladie du reflux gastro-intestinal; transplantation d'organes; autres états avec une composante inflammatoire tels que maladie vasculaire, migraine, périartérite noueuse, thyroïdie, anémie aplasique, maladie de Hodgkin, sclérotome, myasthénie grave, sclérose en plaques, sarcoïdose, syndrome néphrotique, syndrome de Bechet, polymyosite, gingivite, ischémie myocardique, pyrexie, lupus érythémateux systémique, polymyosite, tendinite, bursite, et syndrome de Sjogren; maladies osseuses **caractérisées par** un métabolisme osseux anormal ou une résorption osseuse anormale comme l'ostéoporose, spécialement l'ostéoporose post-ménopausique, hypercalcémie, hyperparathyroïdie, maladies osseuses de Paget, ostéolyse, hypercalcémie maligne avec ou sans métastases osseuses, arthrite rhumatoïde, périodontite, ostéoarthrite, ostéalgie, ostéopénie, cachexie cancéreuse, calculose, lithiase, spécialement urolithiase, carcinome solide, goutte et spondylite ankylosante, tendinite et bursite; maladies immunitaires telles que sclérose en plaques, arthrite rhumatoïde, maladies de l'intestin irritable et troubles allergiques de la peau; hypersensibilité de contact, toux et endométriase.

15. Composition pharmaceutique comprenant au moins un composé selon l'une quelconque des revendications 1 à 10 et au moins un porteur, additif, adjuvant ou véhicule pharmaceutiquement acceptable.

REFERENCES CITED IN THE DESCRIPTION

This list of references cited by the applicant is for the reader's convenience only. It does not form part of the European patent document. Even though great care has been taken in compiling the references, errors or omissions cannot be excluded and the EPO disclaims all liability in this regard.

Patent documents cited in the description

- EP 2172447 A [0018]
- WO 2011102149 A [0018]
- WO 2008071736 A [0018]
- WO 2009056582 A [0128]

Non-patent literature cited in the description

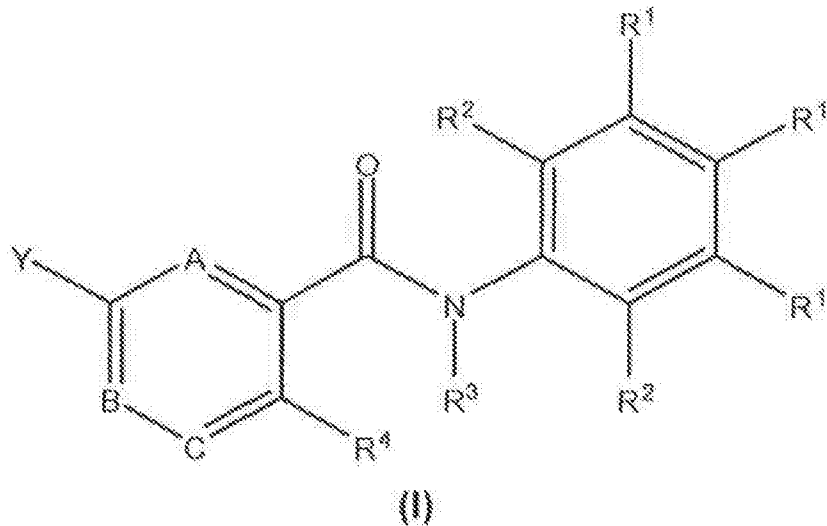
- **BURGER.** Medicinal Chemistry and Drug Discovery. Wiley, 2001 [0047]
- Design and Applications of Prodrugs. Harwood Academic Publishers, 1985 [0047]
- **RICHARD LAROCK.** Comprehensive Organic Transformations,. Wiley-VCH [0074]
- **T.W. GREENE ; P.G.M. WUTS.** Protective groups in organic synthesis. John Wiley & sons, 1999, 10 [0075] [0154]
- **P.J. KOCIENSKI.** Protecting Groups. Georg Thieme Verlag, 1994 [0075]
- Prostanoid Receptors. **COLEMAN, R. A.** IUPHAR compendium of receptor characterization and classification. 2000, 338-353 [0154]
- **CHEN Q ; MURAMOTO K ; MASAOKI N ; DING Y ; YANG H ; MACKEY M ; LI W ; INOUE Y ; ACKERMANN K ; SHIROTA H.** A novel antagonist of the prostaglandin E(2) EP(4) receptor inhibits Th1 differentiation and Th17 expansion and is orally active in arthritis models. *Br J Pharmacol.*, May 2010, vol. 160 (2), 292-310 [0154]
- **CHERUKURI DP ; CHEN BO ; GOULET A-C ; YOUNG RN ; HAN Y ; HEIMARK RL ; REGAN JW ; MEUILLET E ; NELSON MA.** The EP4 receptor antagonist, L-161,982, blocks prostaglandin E2-induced signal transduction and cell proliferation in HCA-7 colon cancer cells. *Experimental Cell Research*, 2007, vol. 313, 2969-2979 [0154]
- **YAO-CHI CHUANG ; PRADEEP TYAGI ; CHAO-CHENG HUANG ; MICHAEL B. CHANCELLOR ; NAOKI YOSHIMURA.** Mechanisms and urodynamic effects of a potent and selective EP4 receptor antagonist, MF191, on cyclophosphamide and prostaglandin E 2 - induced bladder overactivity in rats. *BJU International*, 2012, vol. 110, 1558-1564 [0154]
- **DAVIS RJ ; MURDOCH CE ; ALI M ; PURBRICK S ; RAVID R ; BAXTER GS et al.** EP4 prostanoid receptor-mediated vasodilatation of human middle cerebral arteries. *Br J Pharmacol*, 2004, vol. 141, 580-585 [0154]
- **DIRIG DM ; YAKSH TL.** In vitro prostanoid release from spinal cord following peripheral inflammation: effects of substance P, NMDA and capsaicin. *Br J Pharmacol.*, 1999, vol. 126 (6), 1333-40 [0154]
- **FOLKMAN J.** Angiogenesis: an organizing principle for drug discovery?. *Nat Rev Drug Discov.*, April 2007, vol. 6 (4), 273-86 [0154]
- **GUAY J. ; BATEMAN, K. ; GORDON R. ; MANCINI J. ; RIENDEAU D.** Carrageenan-induced paw edema in rat elicits a predominant prostaglandin E2 (PGE2) response in the central nervous system associated with the induction of microsomal PGE2 synthase-1. *J. Biol Chem*, 2004, vol. 279, 24866-24872 [0154]
- **HEIDENREICH R ; ROCKEN M ; GHORESCHI K.** Angiogenesis drives psoriasis pathogenesis. *Int J Exp Pathol.*, June 2009, vol. 90 (3), 232-48 [0154]
- **JONES RL ; GIEMBYCZ MA ; WOODWARD DF.** Prostanoid receptor antagonists: development strategies and therapeutic applications. *British Journal of Pharmacology*, 2009, vol. 158, 104-145 [0154]
- **LIN CR ; AMAYA F ; BARRETT L ; WANG H ; TAKADA J ; SAMAD TA ; WOOLF CJ.** Prostaglandin E2 receptor EP4 contributes to inflammatory pain hypersensitivity. *J Pharmacol Exp Ther.*, 2006, vol. 319 (3), 1096-103 [0154]
- **LEE J ; BANU SK ; RODRIGUEZ R ; STARZINSKI-POWITZ A ; AROSH JA.** Selective blockade of prostaglandin E(2) receptor EP2 and EP4 signaling inhibits proliferation of human endometriotic epithelial cells and stromal cells through distinct cell cycle arrest. *Fertil Steril.*, 05 March 2010 [0154]
- **MA W ; EISENACH JC.** Four PGE2 EP receptors are up-regulated in injured nerve following partial sciatic nerve ligation. *Exp Neurol*, 2003, vol. 183 (2), 581-92 [0154]
- **MAHER, SARAH A. ; BELVISI, MARIA G.** Prostanoids and the Cough Reflex. *Lung*, 2010, vol. 188 (1), 9-12 [0154]
- **MCCOY, JENNIFER M ; WICKS, JOAN R. ; AUDOLY, LAURENT P.** The role of prostaglandin E2 receptors in the pathogenesis of rheumatoid arthritis. *J. Clin. Invest.*, 2002, vol. 110, 651-658 [0154]

- **MAUBACH KA ; CLARK DE ; FENTON G ; LOCKEY PM ; CLARK KL ; OXFORD AW et al.** BCG20-1531, a novel, potent and selective prostanoïd EP4 receptor antagonist; a putative new treatment for migraine headache. *Br J Pharmacol*, 2009, vol. 156, 316-327 [0154]
- **NARUMIYA S. ; SUGIMOTO Y. ; USHIKUBI F.** Prostanoid receptors: structures, properties, and functions. *Physiol Rev*, 1999, vol. 79, 1193-1226 [0154]
- **OKA T ; HOSOI M ; OKA K ; HORI T.** Biphasic alteration in the trigeminal nociceptive neuronal responses after intracerebroventricular injection of prostaglandin E2 in rats. *Brain Res*, 1997, vol. 749 (2), 354-7 [0154]
- *Brain Res*, vol. 757 (2), 299 [0154]
- **SAMAD TA ; SAPIRSTEIN A ; WOOLF CJ.** Prostanoids and pain: unraveling mechanisms and revealing therapeutic targets. *Trends Mol Med.*, August 2002, vol. 8 (8), 390-6 [0154]
- **SYRIATOWICZ JP ; HU D ; WALKER JS ; TRACEY DJ.** Hyperalgesia due to nerve injury: role of prostaglandins. *Neuroscience*, 1999, vol. 94 (2), 587-94 [0154]
- **TAKAYAMA K ; SUKHOVA GK ; CHIN MT et al.** A novel prostaglandin E receptor 4 associated protein participates in anti-inflammatory signaling. *Circ Res.*, 2006, vol. 98, 499-504 [0154]
- **WEI, LI-LI ; SHEN, YUE-DI ; ZHANG, YING-CHUN ; HU, XING-YUE ; LU, PEI-LING ; WANG, LI ; CHEN, WEI.** Roles of the prostaglandin E2 receptors EP subtypes in Alzheimer's disease. *Neurosci Bull*, 2010, vol. 26 (1), 77-84 [0154]
- **WU WK ; SUNG JJ ; LEE CW ; YU J ; CHO CH.** Cyclooxygenase-2 in tumorigenesis of gastrointestinal cancers: an update on the molecular mechanisms. *Cancer Lett.*, 01 September 2010, vol. 295 (1), 716 [0154]
- **YAO C. ; DAIJI SAKATA ; YOSHIYASU ESAKI ; YOUXIAN LI ; TOSHIYUKI MATSUOKA ; KENJI KUROIWA ; YUKIHIKO SUGIMOTO ; SHUH NARUMIYA.** Prostaglandin E2-EP4 signaling promotes immune inflammation through TH1 cell differentiation and TH17 cell expansion. *Nature Medicine*, 2009, vol. 15 (6), 633-40 [0154]
- **YAO C ; HIRATA T ; SOONTRAPA K ; MA X ; TAKEMORI H ; NARUMIYA S.** Prostaglandin E2 promotes Th1 differentiation via synergistic amplification of IL-12 signalling by cAMP and PI3-kinase. *Nat Commun.*, 2013, vol. 4, 1685 [0154]
- **ZIMECKI, M. P.** Potential therapeutic interventions via EP2/EP4. *prostaglandin receptors.*, 2012, vol. 66, 287-294 [0154]

EP4 receptorokkal szembeni aktivitású szubsztituált benzamidok

Szabadalmi igénypontok

I. (I):



általános képletű vegyület, ahol

valamennyi R^1 -COOH; H; halogénatom; tetrazol; $-SO_2-NH-C(=O)-R^1$; $-C(=O)NH-SO_2-R^1$; vagy $-SO_2-OH$ csoport lehet, azzal a feltétellel, hogy közülük csak egy kell, hogy mindig -COOH; vagy tetrazol vagy $-SO_2-NH-C(=O)-R^1$ vagy $-C(=O)NH-SO_2-R^1$ vagy $-SO_2-OH$ csoportot jelentsen,

valamennyi R^2 egymástól függetlenül H; halogénatom; (1-6 szénatomos)-alkil; vagy -O-(1-6 szénatomos)-alkilcsoport közül választott, azzal a feltétellel, hogy legalább egy R^2 mindenképpen H-tól eltérő;

R^3 H; vagy (1-6 szénatomos)-alkilcsoport közül választott;

R^4 halogénatom vagy egy (1-6 szénatomos)-alkilcsoport;

A, B és C egymástól függetlenül CR^5 csoport vagy N;

Y $-NR^5R^6$; $-OR^7$; adott esetben legalább egy R^5 csoporttal szubsztituált fenilcsoport; adott esetben legalább egy R^6 csoporttal szubsztituált benzilcsoport; egy 5- vagy 6-tagú heterociklusos gyűrű, mely adott esetben legalább egy R^5 csoporttal szubsztituált, és legalább egy, N, O vagy S közül választott heteroatomot tartalmaz; (1-4 szénatomos)-alkilén-(3-6 szénatomos)-cikloalkil; vagy (2-6 szénatomos)-alkilcsoport;

R^3 és R^6 egymástól függetlenül H; a (1-6 szénatomos)-alkil; benzil; (3-6 szénatomos)-cikloalkil; (1-4 szénatomos)-alkilén-(3-6 szénatomos)-cikloalkil; vagy (1-4 szénatomos)-alkilén-(1-6 szénatomos)-alkiloxicsoportok közül választott;

R^7 jelentése H, (1-6 szénatomos)-alkil, adott esetben legalább egy R^6 csoporttal szubsztituált benzilcsoport; vagy egy -(1-4 szénatomos)-alkilén-(3-6 szénatomos)-cikloalkilcsoport;

R^8 egymástól függetlenül hidrogénatom; (1-6 szénatomos)-alkil; adott esetben szubsztituált fenil; vagy $-N(CH_3)_2$ csoportok közül választott;

R^9 jelentése H vagy (1-6 szénatomos)-alkilcsoport;

valamennyi R^9 egymástól függetlenül H; (1-6 szénatomos)-alkilcsoport; halogénatom; $-CN$; trihalogén-(1-6 szénatomos)-alkil; $-CONR^8R^9$; $-OR^{10}$ vagy (1-4 szénatomos)-alkilén- OR^{11} csoport;

valamennyi R^9 egymástól függetlenül H; (1-6 szénatomos)-alkilcsoport; vagy halogénatom;

R^8 és R^9 egymástól függetlenül H; vagy (1-6 szénatomos)-alkilcsoport közül választott;

R^{10} és R^{11} egymástól függetlenül H; vagy (1-6 szénatomos)-alkilcsoport közül választott;

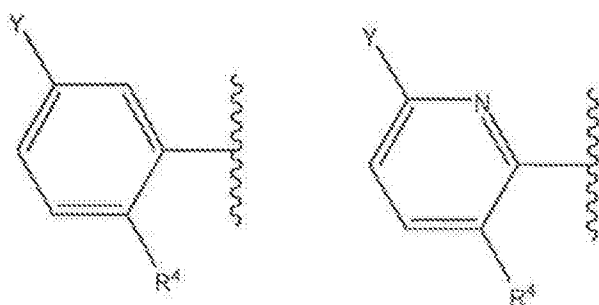
azzal a feltétellel, hogy ha R^1 meta-helyzetű $COOH$ és R^2 vagy metilcsoport vagy Cl vagy ha R^1 para-helyzetű $COOH$ és R^2 metilcsoport, R^7 nem metilcsoport és R^8 nem Br , és azzal a feltétellel, hogy ha R^1 tetrazol, kizárt az a lehetőség, ha Y metoxi vagy pirrolidinilcsoport és R^4 Br vagy Cl .

és sói és szolvátjai.

2. Az 1. igénypont szerinti vegyület, ahol egy R^1 szubsztituens $-COOH$ és a másik két R^1 szubsztituens hidrogénatom.

3. Az 1. vagy 2. igénypontok bármelyike szerinti vegyület, ahol valamennyi R^2 egymástól függetlenül H, metilcsoport vagy Cl közül választott, azzal a feltétellel, hogy legalább egy R^2 H-tól eltérő.

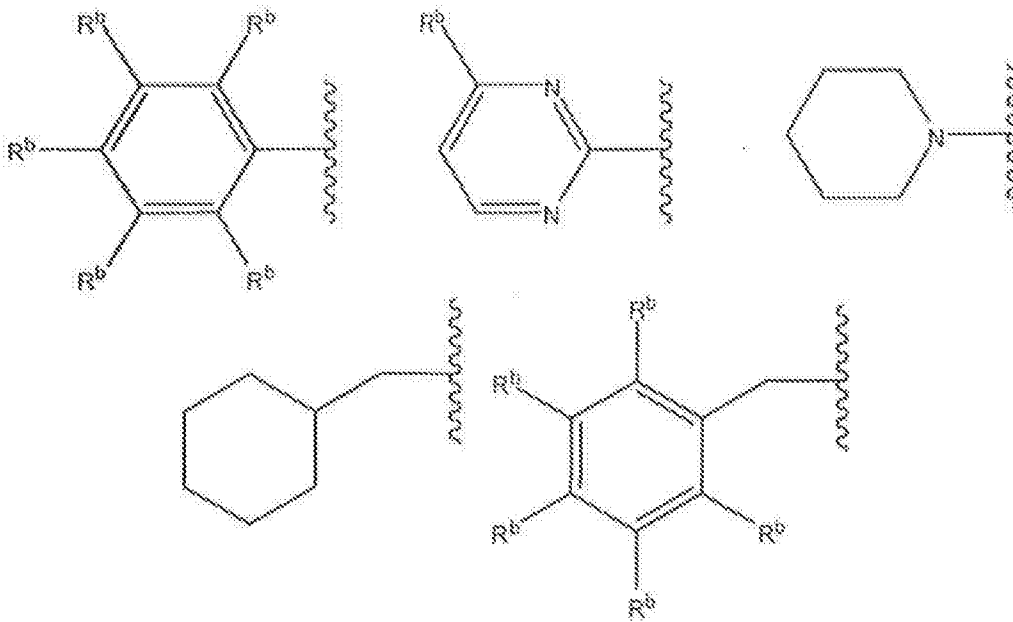
4. Az 1-3. igénypontok bármelyike szerinti vegyület, ahol A, B és C az alábbi:



képletek közül választott gyököket határozzák meg, ahol R^4 és Y az 1. igénypontban megadott.

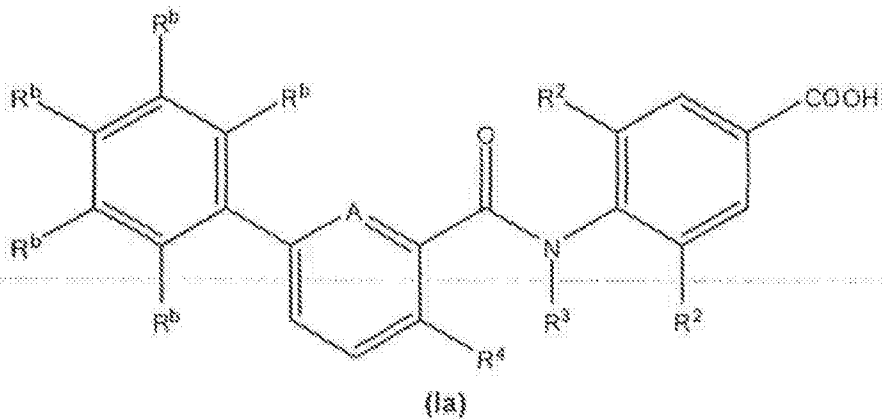
5. A 4. igénypont szerinti vegyület, ahol valamennyi R^4 egymástól függetlenül metilcsoport vagy Cl közül választott.

6. Az 1. igénypont szerinti vegyület, ahol Y $-NR^5R^6$; $-OR^7$ csoport vagy egy alábbi:



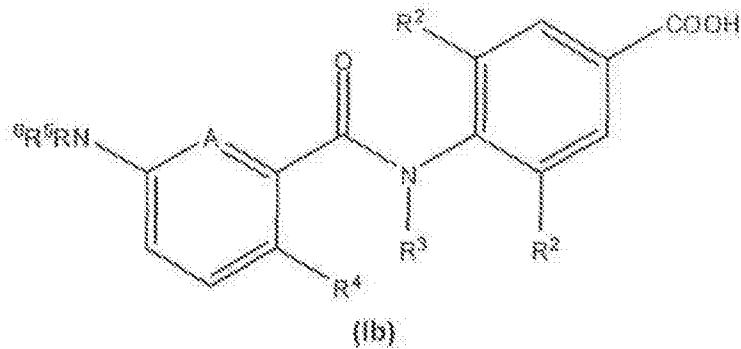
csoport, ahol R^5 , R^6 , R^7 és R^b az 1. igénypontban megadott.

7. Az 1. igénypont szerinti (Ia):



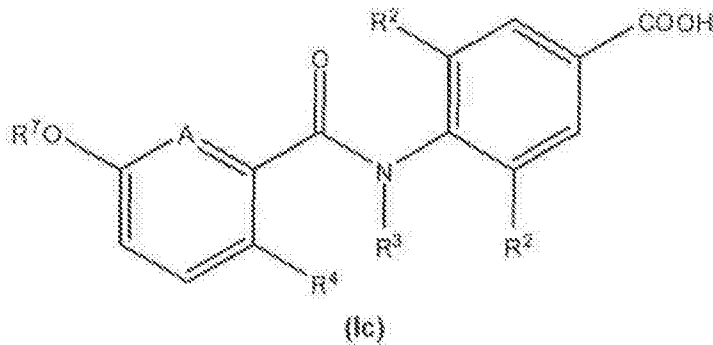
általános képletű vegyület, ahol R^2 , R^3 , R^4 , R^b és A az 1. igénypontban megadott.

8. Az 1. igénypont szerinti (Ib):



általános képletű vegyület, ahol R^2 , R^3 , R^4 , R^5 , R^6 és A az 1. igénypontban megadott.

9. Az 1. igénypont szerinti (Ic):



általános képletű vegyület, ahol R^2 , R^3 , R^4 , R^7 és A az 1. igénypontban megadott.

10. Az 1-9. igénypontok bármelyike szerinti vegyületek közül választott vegyületek:

- 4-(4-klór-3'-metoxibifenil-3-ilkarboxamido)-3,5-dimetilbenzoészav;
- 4-(4-klór-3'-(hidroximetil)bifenil-3-ilkarboxamido)-3,5-dimetilbenzoészav;
- 4-(3'-metoxi-4-metilbifenil-3-ilkarboxamido)-3,5-dimetilbenzoészav;
- 4-(3'-fluor-4-metilbifenil-3-ilkarboxamido)-3,5-dimetilbenzoészav;
- 4-(3'-ciano-4-metilbifenil-3-ilkarboxamido)-3,5-dimetilbenzoészav;
- 3,5-diklór-4-(3'-(hidroximetil)-4-metilbifenil-3-ilkarboxamido)benzoészav;
- 3,5-diklór-4-(3'-ciano-4-metilbifenil-3-ilkarboxamido)benzoészav;
- 3,5-diklór-4-(3'-metoxi-4-metilbifenil-3-ilkarboxamido)benzoészav;
- 4-(3'-(hidroximetil)-4-metilbifenil-3-ilkarboxamido)-3,5-dimetilbenzoészav;
- 4-(5'-klór-2'-fluor-4-metilbifenil-3-ilkarboxamido)-3,5-dimetilbenzoészav;
- 4-(2',5'-difluor-4-metilbifenil-3-ilkarboxamido)-3,5-dimetilbenzoészav;
- 4-(2'-fluor-5'-metoxi-4-metilbifenil-3-ilkarboxamido)-3,5-dimetilbenzoészav;
- 4-(3'-karbamoil-4-metilbifenil-3-ilkarboxamido)-3,5-dimetilbenzoészav;

- 4-(3',4-diklórbifenil-3-ilkarboxamido)-3,5-dimetilbenzoesav;
- 3,5-diklór-4-(3'-klór-4-metilbifenil-3-ilkarboxamido)benzoesav;
- 3,5-diklór-4-(4-klór-3'-(hidroximetil)bifenil-3-ilkarboxamido)benzoesav;
- 3,5-diklór-4-(4-klór-3'-metoxibifenil-3-ilkarboxamido)benzoesav;
- 3,5-diklór-4-(4-klór-3'-cianobifenil-3-ilkarboxamido)benzoesav;
- 3,5-diklór-4-(3',4-diklórbifenil-3-ilkarboxamido)benzoesav;
- 4-(3'-klór-4-metilbifenil-3-ilkarboxamido)-3,5-dimetilbenzoesav;
- 4-(3',4-diklórbifenil-3-ilkarboxamido)-3-metilbenzoesav;
- 3-klór-4-(3',4-diklórbifenil-3-ilkarboxamido)-5-metilbenzoesav;
- 4-(3-klór-6-(3-klórfenil)pikolinamido)-3,5-dimetilbenzoesav;
- 4-(2-klór-5-izobutoxibenzamido)-3,5-dimetilbenzoesav;
- 3,5-diklór-4-(2-klór-5-izobutoxibenzamido)benzoesav;
- 3-klór-4-(2-klór-5-izobutoxibenzamido)benzoesav;
- 3-klór-4-(2-klór-5-izobutoxibenzamido)-5-metilbenzoesav;
- 4-(2-klór-5-izobutoxibenzamido)-3-metoxibenzoesav;
- 4-(5-(benziloxi)-2-klórbenzamido)-3,5-diklórbenzoesav;
- 3,5-diklór-4-(2-klór-5-izopropoxibenzamido)benzoesav;
- 3,5-diklór-4-(2-klór-5-metoxibenzamido)benzoesav;
- 3,5-diklór-4-(2-klór-5-(ciklobutilmetoxi)benzamido)benzoesav;
- 3,5-diklór-4-(2-klór-5-etoixibenzamido)benzoesav;
- 3,5-diklór-4-(2-klór-5-(neopentiloxi)benzamido)benzoesav;
- 3,5-diklór-4-(2-klór-5-(2,4-difluorbenziloxi)benzamido)benzoesav;
- 3,5-diklór-4-(2-klór-5-(4-klór-2-fluorbenziloxi)benzamido)benzoesav;
- 4-(2-klór-5-(2,4-difluorbenziloxi)benzamido)-2,3,5,6-tetrafluorbenzoesav;
- 3-(3'-klór-4-metilbifenil-3-ilkarboxamido)-4-metilbenzoesav;
- 3-(3',4-diklórbifenil-3-ilkarboxamido)-2-metilbenzoesav;
- 3-(3',4-diklórbifenil-3-ilkarboxamido)-4-metilbenzoesav;
- 4-klór-3-(3',4-diklórbifenil-3-ilkarboxamido)benzoesav;
- 3-(3-klór-6-(3-klórfenil)pikolinamido)-4-metilbenzoesav;
- 3-(2-klór-5-(4-(trifluormetil)pirimidin-2-il)benzamido)-4-metilbenzoesav;
- 3-(2-klór-5-izobutoxibenzamido)-4-metilbenzoesav;
- 3-(3'-klór-4-metilbifenil-3-ilkarboxamido)-4-izopropilbenzoesav;
- 3-(3',4-diklórbifenil-3-ilkarboxamido)-4-izopropilbenzoesav;
- 3,5-diklór-4-(3-klór-6-(3-klórfenil)pikolinamido)benzoesav;

- 3-klór-4-(3-klór-6-(3-klórfenil)pikolinamido)-5-metilbenzoesav;
- 3,5-diklór-4-(3-klór-6-izobutoxipikolinamido)benzoesav;
- 3,5-diklór-4-(3-klór-6-(ciklopropilmetilamino)pikolinamido)benzoesav;
- 3,5-diklór-4-(3-klór-6-(ciklopentilamino)pikolinamido)benzoesav;
- 4-(6-(benzilamino)-3-klórpikolinamido)-3,5-diklórbenzoesav;
- 3,5-diklór-4-(3-klór-6-((2-etoxietil)(metil)amino)pikolinamido)benzoesav;
- 4-(6-(butil(metil)amino)-3-klórpikolinamido)-3,5-diklórbenzoesav;
- 3,5-diklór-4-(3-klór-6-(diethylamino)pikolinamido)benzoesav;
- 3,5-diklór-4-(3-klór-6-(propilamino)pikolinamido)benzoesav;
- 3,5-diklór-4-(3-klór-6-(piperidin-1-il)pikolinamido)benzoesav;
- nátrium 3,5-dimetil-4-(4-metil-3'-(trifluormetil)bifenil-3-ilkarboxamido)-benzoát;
- 4-(3'-klór-5'-metoxi-4-metilbifenil-3-ilkarboxamido)-3,5-dimetilbenzoesav;
- nátrium 3,5-diklór-4-(2-klór-5-(4-(trifluormetil)pirimidin-2-il)benzamido)-benzoát;
- 3,5-diklór-4-(5-(ciklohexilmetil)-2-metilbenzamido)benzoesav;
- 4-(5-benzil-2-klórbenzamido)-3,5-diklórbenzoesav;
- 3,5-diklór-4-(2-klór-5-izobutilbenzamido)benzoesav;
- 4-(2-klór-5-izobutoxi-N-metilbenzamido)-3,5-dimetilbenzoesav;
- 3,5-diklór-4-(2-klór-5-izobutoxi-N-metilbenzamido)benzoesav;
- 3,5-diklór-4-(2-klór-5-izobutoxi-N-etilbenzamido)benzoesav;
- 3,5-diklór-4-(2-klór-5-izobutoxi-N-izobutilbenzamido)benzoesav;
- 3,5-diklór-4-(2-klór-5-izobutoxi-N-propilbenzamido)benzoesav;
- 3,5-diklór-4-(2-klór-5-(2,4-difluorbenziloxi)-N-etilbenzamido)benzoesav;
- 3,5-diklór-4-(2-klór-5-(4-klór-2-fluorbenziloxi)-N-etilbenzamido)benzoesav;
- nátrium 3-(5-(benziloxi)-2-klórbenzamido)-4-metilbenzoát;

és ezek sói, szolvátjai és elővegyületei.

11. Az 1-10. igénypontok bármelyike szerinti vegyület gyógyszerként történő alkalmazásra.

12. Az 1-10. igénypontok bármelyike szerinti vegyület az EP4 receptor által mediált betegségek vagy rendellenességek kezelésében és/vagy megelőzésében történő alkalmazásra.

13. Vegyület a 12. igénypont szerinti alkalmazásra, ahol a betegség vagy rendellenesség gyulladással összefüggő fájdalom, beleértve a lumbalgia és nyaki fájdalmat, csontváz fájdalom, post-partum fájdalom, fogfájás, ficamok és húzódások, izomgyulladás, neuralgia,

synovitis, arthritis, beleértve a rheumatoid arthritist, degeneratív ízületi betegségek, köszvény és spondylitis ankylopoetica, bursitis, égések, beleértve a besugárzási és korrozív kémiai sérüléseket és nap okozta égéseket; postoperatív fájdalom; neuropathiás fájdalom; visceralis fájdalom; nyomásos fejfájás; Cluster fejfájás; migrén; mozgékonyssággal összefüggő rendellenesség, beleértve a gyomor- és bélrendszeri rendellenességeket, vizeleti inkontinenciát és más húgyúti betegségeket; dysmenorrhoea; idő előtti szülési fájdalom; diabeteszes retinopathia; tumor angiogenesis; rák; áttételes tumormővekedés; neurodegeneratív betegségek, így senilis dementia, Alzheimer-kór, Pick betegség, Huntington-kór, Parkinson-kór, Creutzfeldt-Jakob kór, vagy amyotrophiás lateralis sclerosis; neuroprotectio/stroke; glaukóma; osteoporosis; csonttörések; Paget-kór; hyperthermia, így különböző típusú reumás lázak; influenzával vagy más vírusos betegségekkel összefüggő tünetek; kemoterápiával kapcsolatos gyomor- és bélrendszeri rendellenességek irritabilis bél szindróma; gyomor- és bélrendszeri vérzés; koagulációs rendellenesség, így anaemia, hypoprothrombinemia, haemophilia vagy más vérzési problémák; vesebetegségek, így nephritis, főleg mesangialis proliferatív glomerulonephritis és nephritises szindróma; trombózis és elzáródásos érrendszeri betegségek; gyulladásos betegségek, így a bőrállapotok, égések, ekcéma, dermatitis, psoriasis kezelése; szembetegségek, így glaukóma, retinitis, retinopathiák, uveitis és a szem-szövet akut sérülései, például conjunctivitis; tüdő rendellenesség, így asztma, bronchitis, emphysema, allergiás nátha, légzési distress szindróma, galambtenyésztő betegség, farmer-tüdőbetegség, CORD; gyomor-bélrendszeri rendellenesség, így aphtás fekély, Crohn-betegség, atopiás gastritis, gastritis variáloforme, fekélyes colitis, lisztérzékenység, enteritis regionalis, irritabilis bél szindróma, gyulladásos bélbetegség, gyomor-bélrendszeri refluxbetegség; szervátültetés; más, gyulladásos elemmel járó állapotok, például érrendszeri betegség, migrén, periarteritis nodosa, thyroiditis, aplasiás anaemia, Hodgkin-betegség, sclerodoma, myaesthesia gravis, sclerosis multiplex, sarcoidosis, nephroticus szindróma, Bechet-szindróma, polymyositis, gingivitis, myocardialis ischemia, pirexia, systemicus lupus erythematosus, polymyositis, tendinitis, bursitis, és Sjogren-szindróma; abnormális csontmetabolizmussal vagy reszorpcióval jellemzett csontbetegségek, így osteoporosis, különösen postmenopausalis osteoporosis, hypercalcemia, hyperparathyroidismus, Paget csontbetegségek, osteolysis, rosszindulatú hypercalcemia csontáttétellel vagy anélkül, rheumatoid arthritis, periodonitis, osteoarthritis, ostealgia, osteopenia, rák cachexia, calculosis, lithiasis, különösen urolithiasis, szilárd carcinóma, köszvény és spondylitis ankylopoetica, tendinitis és bursitis; immunbetegségek, így sclerosis multiplex, rheumatoid arthritis, gyulladásos bélbetegségek és allergiás bőrrendellenesség; kontakt túlérzékenység, köhögés és endometriosis.

14. Vegyület a 12. igénypont szerinti alkalmazásra, ahol a betegség vagy rendellenesség gyulladással összefüggő fájdalom, beleértve a lumbalgiaát és nyaki fájdalmat, esontváz fájdalom, post-partum fájdalom, fogfájás, ficamok és húzódások, izomgyulladás, neuralgia, synovitis, arthritis, beleértve a rheumatoid arthritist, degeneratív ízületi betegségek, kőszvény és spondilitis ankylopoetica, bursitis, égések, beleértve a besugárzási és korrozív kémiai sérüléseket és nap okozta égéseket; postoperatív fájdalom; neuropathiás fájdalom; visceralis fájdalom; nyomásos fejfájás; Cluster fejfájás; migrén; vizeleti inkontinencia és más húgyúti betegségek; gyulladáshoz kapcsolódó betegségek, így a bőrállapotok, égések, ekcéma, dermatitis, psoriasis kezelése; szembetegségek, így glaukóma, retinitis, retinopathiák, uveitis és a szem-szövet akut sérülései, például conjunctivitis; tüdő rendellenesség, így asztma, bronchitis, emphysema, allergiás nátha, légzési distressz szindróma, galambtenyésztő betegség, farmer-tüdőbetegség, CORD; gyomor-bélrendszeri rendellenesség, így aphtás fekély, Crohn-betegség, atopiás gastritis, gastritis variáloforme, fekélyes colitis, lisztérzékenység, enteritis regionalis, irritabilis bél szindróma, gyulladáshoz kapcsolódó bélbetegség, gyomor-bélrendszeri refluxbetegség; szervátültetés; más, gyulladáshoz kapcsolódó állapotok, például érrendszeri betegség, migrén, periarteritis nodosa, thyroditis, aplasiás anaemia, Hodgkin-betegség, sclerodoma, myasthenia gravis, sclerosis multiplex, sarcoidosis, nephroticus szindróma, Bechet-szindróma, polymyositis, gingivitis, myocardialis ischemia, pírrexia, systemicus lupus erythematosus, polymyositis, tendinitis, bursitis, és Sjogren-szindróma; abnormális csontmetabolizmussal vagy reszorpcióval jellemzett csontbetegségek, így osteoporosis, különösen postmenopausalis osteoporosis, hypercalcemia, hyperparathyroidismus, Paget csontbetegségek, osteolysis, rosszindulatú hypercalcemia csontáttétellel vagy anélkül, rheumatoid arthritis, periodontitis, osteoarthritis, ostealgia, osteopenia, rák cachexia, calculosis, lithiasis, különösen urolithiasis, szilárd carcinóma, kőszvény és spondilitis ankylopoetica, tendinitis és bursitis; immunbetegségek, így sclerosis multiplex, rheumatoid arthritis, gyulladáshoz kapcsolódó betegségek és allergiás bőrrendellenesség; kontakt túlérzékenység, köhögés és endometriosis.

15. Gyógyászati készítmény, mely legalább egy 1-10. igénypontok bármelyike szerinti vegyületet és legalább egy gyógyászatiilag elfogadható hordozóanyagot, adalékanyagot, adjuvánszt vagy vívóanyagot tartalmaz.