



(86) Date de dépôt PCT/PCT Filing Date: 2006/10/26
 (87) Date publication PCT/PCT Publication Date: 2007/05/03
 (45) Date de délivrance/Issue Date: 2014/12/16
 (85) Entrée phase nationale/National Entry: 2008/04/15
 (86) N° demande PCT/PCT Application No.: EP 2006/067804
 (87) N° publication PCT/PCT Publication No.: 2007/048819
 (30) Priorités/Priorities: 2005/10/27 (US60/730,931);
 2006/04/27 (US60/795,353); 2006/04/27 (US60/795,521)

(51) Cl.Int./Int.Cl. *C08L 33/04* (2006.01),
A61L 27/14 (2006.01), *A61L 29/04* (2006.01),
B29C 35/08 (2006.01), *B29C 67/00* (2006.01),
C08J 3/28 (2006.01), *C08L 71/02* (2006.01),
C08L 83/04 (2006.01), *G03F 7/004* (2006.01),
C08F 2/50 (2006.01)

(72) Inventeurs/Inventors:
 FONG, JOHN WAI, US;
 LEYDEN, RICHARD, US;
 MESSE, LAURENCE, FR;
 PATEL, RANJANA C., GB;
 CHAPELAT, CAROLE, FR

(73) Propriétaire/Owner:

(54) Titre : COMPOSITION DE RESINE PHOTODURCISSABLE NE CONTENANT PAS D'ANTIMOINE ET ARTICLE TRIDIMENSIONNEL
 (54) Title: ANTIMONY-FREE PHOTOCURABLE RESIN COMPOSITION AND THREE DIMENSIONAL ARTICLE

(57) Abrégé/Abstract:

The present invention provides a low viscosity photocurable composition including (i) a cationically curable component (ii) a free radically active component (iii) an antimony- free cat ionic photoinitiator and (v) a free radical photoinitiator. The photocurable composition can be cured using rapid prototyping techniques to form three-dimensional articles which can be used in various aerospace and investment casting applications.

(73) Propriétaires(suite)/Owners(continued):3D SYSTEMS, INC., US

(74) Agent: FETHERSTONHAUGH & CO.

(12) INTERNATIONAL APPLICATION PUBLISHED UNDER THE PATENT COOPERATION TREATY (PCT)

(19) World Intellectual Property Organization
International Bureau(43) International Publication Date
3 May 2007 (03.05.2007)

PCT

(10) International Publication Number
WO 2007/048819 A1

(51) International Patent Classification:

G03F 7/00 (2006.01) A61L 27/14 (2006.01)
G03F 7/038 (2006.01) G09B 23/28 (2006.01)
B29C 67/00 (2006.01) A61L 29/04 (2006.01)
B22C 7/02 (2006.01) C09D 11/10 (2006.01)

(74) Agents: BARUH, Colette et al.; Everslaan 45, B-3078
Everberg (BE).

(21) International Application Number:

PCT/EP2006/067804

(22) International Filing Date: 26 October 2006 (26.10.2006)

(25) Filing Language: English

(26) Publication Language: English

(30) Priority Data:

60/730,931 27 October 2005 (27.10.2005) US
60/795,521 27 April 2006 (27.04.2006) US
60/795,353 27 April 2006 (27.04.2006) US

(81) Designated States (*unless otherwise indicated, for every kind of national protection available*): AE, AG, AL, AM, AT, AU, AZ, BA, BB, BG, BR, BW, BY, BZ, CA, CH, CN, CO, CR, CU, CZ, DE, DK, DM, DZ, EC, EE, EG, ES, FI, GB, GD, GE, GH, GM, GT, HN, HR, HU, ID, IL, IN, IS, JP, KE, KG, KM, KN, KP, KR, KZ, LA, LC, LK, LR, LS, LT, LU, LV, LY, MA, MD, MG, MK, MN, MW, MX, MY, MZ, NA, NG, NI, NO, NZ, OM, PG, PH, PL, PT, RO, RS, RU, SC, SD, SE, SG, SK, SL, SM, SV, SY, TJ, TM, TN, TR, TT, TZ, UA, UG, US, UZ, VC, VN, ZA, ZM, ZW.(84) Designated States (*unless otherwise indicated, for every kind of regional protection available*): ARIPO (BW, GH, GM, KE, LS, MW, MZ, NA, SD, SL, SZ, TZ, UG, ZM, ZW), Eurasian (AM, AZ, BY, KG, KZ, MD, RU, TJ, TM), European (AT, BE, BG, CH, CY, CZ, DE, DK, EE, ES, FI, FR, GB, GR, HU, IE, IS, IT, LT, LU, LV, MC, NL, PL, PT, RO, SE, SI, SK, TR), OAPI (BF, BJ, CF, CG, CI, CM, GA, GN, GQ, GW, ML, MR, NE, SN, TD, TG).(71) Applicant (*for all designated States except US*): HUNTS-
MAN ADVANCED MATERIALS (SWITZERLAND)
GMBH [—/CH]; Klybeckstrasse 200, CH-4057 Basel
(CH).

(72) Inventors; and

(75) Inventors/Applicants (*for US only*): FONG, John, Wai
[US/US]; Livia Avenue 6333, Temple City, CA 91780
(US). LEYDEN, Richard [US/US]; Alta Ridge Drive
22024, Topanga, CA 90290 (US). MESSE, Laurence
[FR/FR]; 4, rue Des Geais, F-68400 Reidisheim (FR).
PATEL, Ranjana, C. [GB/GB]; George Green Cottage,
Little Hallingbury Essex CM22 7PP (GB). VANDEN-
ABEELE, Carole [FR/FR]; 74, rue du Marechal de Lattre
de Tassigny, F-68300 Saint Louis (FR).

Declaration under Rule 4.17:

— *of inventorship (Rule 4.17(iv))*

Published:

— *with international search report*
— *before the expiration of the time limit for amending the
claims and to be republished in the event of receipt of
amendments*

*For two-letter codes and other abbreviations, refer to the "Guid-
ance Notes on Codes and Abbreviations" appearing at the begin-
ning of each regular issue of the PCT Gazette.*

(54) Title: ANTIMONY-FREE PHOTOCURABLE RESIN COMPOSITION AND THREE DIMENSIONAL ARTICLE

(57) Abstract: The present invention provides a low viscosity photocurable composition including (i) a cationically curable component (ii) a free radically active component (iii) an antimony- free cat ionic photoinitiator and (v) a free radical photoinitiator. The photocurable composition can be cured using rapid prototyping techniques to form three-dimensional articles which can be used in various aerospace and investment casting applications.



WO 2007/048819 A1

ANTIMONY-FREE PHOTOCURABLE RESIN COMPOSITION
AND THREE DIMENSIONAL ARTICLE

FIELD OF THE INVENTION

5 The present invention is directed to a low viscosity photocurable composition comprising (i) a cationically curable component (ii) a free radically active component (iii) an antimony-free cationic photoinitiator and optionally (iv) a free radical photoinitiator and (v) optionally a toughening agent and its use in producing three-dimensional articles via rapid prototyping techniques.

10 BACKGROUND OF THE INVENTION

Liquid-based Solid Imaging, for example, Stereolithography, is a process whereby a photoformable liquid is applied as a thin layer to a surface and exposed to actinic radiation such that the liquid solidifies. Subsequently, new thin layers of photoformable liquids are coated onto previous layers of liquid or previously solidified sections. The new layers are then exposed imagewise in order to solidify portions imagewise and in order to induce adhesion between portions of the new hardened region and portions of the previously hardened region. Each imagewise exposure is of a shape that relates to a pertinent cross-section of a photohardened object such that when all the layers have been coated and all the exposures have been completed, an integral photohardened object can be removed from the surrounding liquid composition.

Photoformable resins currently used in generating the photohardened object generally contain a cationically polymerizable compound, such as an epoxy compound, and/or a radically polymerizable compound, such as an acrylate, together with cationic and/or radical photoinitiators. For example, JP 02075618A discloses a photocurable resin containing an epoxy, an acrylate, and an antimony-containing cationic photoinitiator and free radical photoinitiator.

Antimony is a toxic heavy metal and its presence in photohardened parts makes resins containing antimony less useful in many applications. In addition, because of their high

reactivity, antimony hexafluoride salts are prone to instability and cause viscosity build-up in the resin over time. Removal of the cationically polymerizable compound so that the composition contains only radically polymerizable compounds is not an adequate solution since these resins produce objects having a much greater distortion due to acrylate shrinkage as well as insufficient green strength and brittleness. Adding stabilizers to the resin composition is also not an adequate solution since the stabilizers are consumed over time and must be continuously added to the resin in order to maintain a low viscosity.

Therefore, it would be desirable to produce a low viscosity, stable, antimony-free photocurable composition which can be cured rapidly in a liquid-based solid imaging process to produce an article having a high green strength, toughness, dimensional accuracy and minimal distortion.

Asahi Denka described the composition of hybrid epoxy acrylate formulations for laser imaging (JP 02075618A). This document teaches that cycloaliphatic epoxy resins combined with triaryl sulfonium antimony hexafluoride are the preferred epoxy-cationic initiator systems in optical molding systems. Commercial resins since this patent have used this same cationic initiator as well as one or more other features of this patent. Subsequent patent disclosures have also focused on formulations using the antimony salt. The current disclosure shows surprisingly that certain formulations can now be developed which do not use the antimony hexafluoride salt.

Huntsman WO 03/089991 A2 describes SL resins containing reactive core shell particles, producing parts with smooth surfaces and good mechanical properties. In this patent, Huntsman uses triaryl sulfonium antimony hexafluoride salt as the cationic initiator. Reactive particles are stable and do not phase separate. In the current disclosure, formulations containing such reactive particules which, combined with a cationic photoinitiator that does not contain antimony hexafluoride, provide parts with improved and more balanced mechanical properties.

WO 03/093901 A1 describes the use of hydrogenated epoxy components in combination with oxetane components to give resins with "good water resistance".

The current invention uses non-antimony containing initiator salts and describes novel compositions with broad range of acrylic content. Preferably, it was found that formulations with greater than 25% acrylate content, using cationic initiator that do not contain antimony hexafluoride, yields surprisingly good overall properties.

5 US2005/0228064 A1 describes the use of tougheners.

US 6,811,937 describe use of low MW polyTHF with specific acrylates to obtain high clarity. Dipentaerythritol hexaacrylate is used, whereas we demonstrated a similar improvement using dipentaerythritol pentaacrylate in our PF6 formulation. Preferably, in the compositions according to the invention, the free radically active component does not comprise
10 dipentaerythritol hexaacrylate.

US 6,379,866 describe the use of a reactive toughener made of a single reactive toughener.

WO 2005/045525 describe the use of nanoparticles.

SUMMARY OF THE INVENTION

The present invention provides a low viscosity photocurable composition containing about
15 35-80% by weight of a cationically curable component, about 5-60% by weight of a free radically active component, about 0.1-10% by weight of an antimony-free cationic photoinitiator, 0-10% by weight of a free radical photoinitiator, 0-40% by weight of a toughening agent and one or more optional components, where the percent by weight is based on the total weight of the photocurable composition.

20 The photocurable composition can be rapidly cured by forming a layer of the composition on a substrate or surface and exposing the layer imagewise to actinic radiation of sufficient intensity to cause substantial curing of the layer in the exposed areas so that an imaged cross-section is formed. A second layer of the photocurable composition may then be formed on the prior imaged cross-section and exposed to actinic radiation of sufficient intensity to cause
25 substantial curing of the second layer and to cause adhesion to the prior imaged cross-section. This may be repeated a sufficient number of times for the purpose of building up a dimensionally accurate three-dimensional article which can be used in various applications.

31928-4

3a

In one aspect, the present invention relates to a photocurable composition comprising: (a) 35-80% by weight of a cationically curable component; (b) 15-60% by weight of a free radically active component; (c) 0.1-10% by weight of an antimony-free cationic photoinitiator; (d) 0-10% by weight of a free radical photoinitiator; and (e) 0-40% by weight of one or more toughening agents wherein the percent by weight is based on the total weight of the photocurable composition, the free radically active component comprises at least one dendritic polymer acrylate compound, and the photocurable composition has a viscosity of less than 500 cps.

In another aspect, the present invention relates to a photocurable composition comprising: (a) 35-80% by weight of a cationically curable component; (b) 15-60% by weight of a free radically active component comprising (i) at least one poly(meth)acrylate compound and (ii) at least one dendritic polymer acrylate compound; (c) 0.1-10% by weight of an antimony-free cationic photoinitiator; (d) 0-10% by weight of a free radical photoinitiator; (e) 0-40% by weight of one or more toughening agents wherein the percent by weight is based on the total weight of the photocurable composition and wherein the photocurable composition, after cure by exposure to actinic radiation and optionally heat has at least one of a tensile strength of at least 30 MPa, a flexural modulus within the range from about 1000-2300 MPa, a notched izod impact of at least 0.6 ft. lbs/in, and/or an average elongation at break of at least 5%.

In another aspect, the present invention relates to a process for producing a non-toxic photocurable composition comprising mixing together (a) 35-80% by weight of a cationically curable component; (b) 15-60% by weight of a free radically active component comprising (i) at least one poly(meth)acrylate compound and (ii) at least one dendritic polymer acrylate compound; (c) 0.1-10% by weight of an antimony-free cationic photoinitiator; (d) 0-10% by weight of a free radical photoinitiator; and optionally (e) 0-40% by weight of one or more toughening agents, wherein the photocurable composition has a viscosity of less than 500 cps.

In a further aspect, the present invention relates to a photocurable composition comprising: (a) 35-80% by weight of a cationically curable component which comprises an oxetane compound; (b) 15-60% by weight of a free radically active component which is not dipentaerythritol hexaacrylate; (c) 0.1-10% by weight of an antimony-free cationic photoinitiator; (d) 0-10% by

31928-4

3b

weight of a free radical photoinitiator; and (e) 0-40% by weight of one or more toughening agents wherein the percent by weight is based on the total weight of the photocurable composition and the photocurable composition has a viscosity of less than 500 mPa·s (cps).

In yet a further aspect, the present invention relates to cured composition having at least one of the
5 properties selected from a tensile strength of at least 30 MPa, a flexural modulus within the range from 1000 to 2300 MPa or an average elongation at break of at least 5%, obtained by curing with exposure to actinic radiation and optionally heating of a photocurable composition comprising:
(a) 35-80% by weight of a cationically curable component which comprises an oxetane compound;
(b) 15-60% by weight of a free radically active component which is not dipentaerythritol
10 hexaacrylate comprising (i) at least one poly(meth)acrylate compound and optionally (ii) at least one dendritic polymer acrylate compound; (c) 0.1-10% by weight of an antimony-free cationic photoinitiator; (d) 0-10% by weight of a free radical photoinitiator; (e) 0-40% by weight of one or more toughening agents wherein the percent by weight is based on the total weight of the photocurable composition and wherein the photocurable composition has a viscosity of less
15 than 500 mPa·s (cps).

In yet a further aspect, the present invention relates to a process for producing a non-toxic photocurable composition comprising mixing together (a) 35-80% by weight of a cationically curable component which comprises an oxetane compound; (b) 15-60% by weight of a free radically active component which is not dipentaerythritol hexaacrylate comprising (i) at least one
20 poly(meth)acrylate compound and optionally (ii) at least one dendritic polymer acrylate compound; (c) 0.1-10% by weight of an antimony-free cationic photoinitiator; (d) 0-10% by weight of a free radical photoinitiator; and optionally (e) 0-40% by weight of one or more toughening agents wherein the percent by weight is based on the total weight of the photocurable composition and wherein the photocurable composition has a viscosity of less than 500 mPa·s (cps).

25 The present invention also relates to a process for producing an antimony-free three-dimensional article.

DETAILED DESCRIPTION OF THE INVENTION

The present invention relates to photocurable compositions containing a cationically curable component, a free radically active component, an antimony-free cationic photoinitiator and optionally a free radical photoinitiator, toughening agent and one or more other optional components. It has been surprisingly found that when these components are combined, a low viscosity, non-toxic photocurable composition can be produced which, under rapid laser curing, can produce a three dimensional article having an excellent balance of green strength, toughness, flexibility, dimensional accuracy, durability, improved water resistance, improved color stability, improved transparency, improved cured and non-cured stability, room humidity resistance and strength with the term “three- dimensional article” referring to an article made from at least two layers of the cured resin composition. While not wishing to be bound by any particular theory, it is believed the antimony-free cationic photoinitiator generates active cationically curable components via different kinetics as compared to those generated by antimony photoinitiators. Upon curing, the active cationically curable components generated by the antimony-free photoinitiator also follow a different cure process resulting in less residual stress in the cured article to therefore produce an article exhibiting reduced brittleness and more toughness.

The invention permits to answer to several technical problems:

1/ presence of heavy metals

The commercially available SL resins based on hybrid acrylate/epoxy chemistry use a cationic photoinitiator containing antimony salts. Cationic photoinitiators containing antimony salts are more reactive and have been used in SL formulations for many years. The presence of the toxic heavy metal makes them less useful for many applications. Phosphorous salts are less reactive, and substituted in current formulations do not allow the formation of solid parts of sufficient strength through the stereolithography process.

A solution is to use a sulfonium PF₆ salt instead of the SbF₆ salt. However, simply switching from the SbF₆ salt to the PF₆ salt in existing formulations does not work: green strength is extremely low and parts cannot be built through the stereolithography process. The

formulation has to be modified in order to compensate for the lower speed of the PF6 salt. This disclosure describes surprising formulations that can provide high green strength while using a cationic photoinitiator containing no antimony salt. Additionally, it was found that the parts may have improved mechanical properties as compared to the currently available SL
5 resins using antimony salt.

2/ viscosity instability

The very reactive antimony hexafluoride salts are also responsible for viscosity instability in the bath of resin. From the very process of stereolithography, the resin is regularly subjected to low levels of UV-irradiations that triggers photodecomposition of the photoinitiator and
10 produces small amounts of active species. The cationic photoinitiator containing antimony salt is especially known to be prone to instability, due to its higher reactivity. Several attempts have been made to stabilise the formulations by adding various types of low basicity compounds. In its literature, Dow Chemicals, supplier of both salts, specifies that formulations containing PF6 salts are more stable in time than formulations containing SbF6
15 salts.

Several attempts have been made to answer the viscosity stability issues:

US 5665792 (Du Pont de Nemours), describes the use of stabilisers having a limited solubility in the formulation. They are present as a solid phase in the formulation in excess of their solubility limit. The concentration of the stabiliser is continuously replenished as the
20 stabiliser reacts with undesired free acid.

US 6 099 787 (Ciba Specialty chemicals) teaches the use of an organic viscosity stabiliser for filled SL resins.

US 5 783 358 (Ciba Specialty chemicals) teaches the use of a basic ion exchanger brought into contact with the liquid radiation-curable composition, at least for a certain time. The ion
25 exchanger is preferably removed before commencement of the radiation curing.

WO 03/104296 (Vantico AG), teaches the use of a boron-amine trichloride complex as a stabiliser of actinic radiation-curable compositions

However, in these prior attempts, once the original amount of stabiliser has been consumed, viscosity starts to increase.

3/ improved toughness and flexibility

SbF₆ salts and PF₆ salts generate the active species with different kinetics. The subsequent polymerisation of the epoxy species also follows a different cure process. It is the belief of the inventors that the different cure process induced by the PF₆ salt results in less residual stress in the cured parts thus produces parts with reduced brittleness and better toughness.

US 5 476 748 (Ciba-Geigy Corporation) teaches the use of OH-terminated polyether, polyester, polyurethane to improve mechanical properties, especially elongation at break. I.e., addition of these polyols reduce brittleness

US 6 413 697 (Vantico AT&T US), teaches the use of cationically reactive modifiers and polyols to increase the flexibility and toughness of the cured articles.

US 6379866 (from DSM) teaches the use of polyols and reactive tougheners to obtain flexible parts simulating the look and feel of polypropylene articles.

All 3 aspects (presence of heavy metals, viscosity instability and desired improvement of mechanical properties) may be improved in the formulations described in this disclosure. The formulations disclosed here contain:

A] 40 to 80% of a cationically component resin

B] 5-60% of one or more acrylate component of functionality 2, or more

C] 0-15% of one or more acrylate component of functionality > 2. Preferred multifunctional acrylate will be a hyperbranched (dentritic) polyester acrylate. (such as CN2301 from Sartomer)

D] 0-30% of the cationic component is an oxetane

E] optionally 0 to 40% of one or more toughening agent. This toughening agent can be a component containing one or more hydroxyl group or a reactive particule comprising a cross-linked polysiloxane core and a shell of reactive groups on the outer of the core, wherein the reactive group comprises epoxy groups, ethylenically unsaturated groups or hydroxyl groups.

F] 0.1-10% of a free-radical photoinitiator

G] 0.1-10% of a cationic photoinitiator that contains no antimony salts

Cationically Curable Component

As a first essential component, the photocurable composition of the present invention includes from about 35-80% by weight, based on the total weight of the photocurable composition, of a cationically curable component. The cationically curable component includes at least one cationically curable compound characterized by having functional groups capable of reacting via or as a result of a ring-opening mechanism initiated by cations to form a polymeric network. Examples of such functional groups include oxirane-(epoxide), oxetane-, tetrahydrofuran- and lactone-rings in the compound. Such compounds may have an aliphatic, aromatic, cycloaliphatic, araliphatic or heterocyclic structure and they may contain the ring groups as side groups, or the functional group can form part of an alicyclic or heterocyclic ring system. The cationically curable compound may be difunctional, trifunctional or may contain more than three cationically curable groups.

The cationically curable component may include a single liquid cationically curable compound, a combination of liquid cationically curable compounds, or a combination of one or more liquid cationically curable compounds and one or more solid cationically curable compounds which are soluble in the liquid.

In one embodiment, the cationically curable compound is an epoxy-containing compound. In general, any epoxy-containing compound is suitable for the present invention, such as the epoxy-containing compounds disclosed in U.S. Pat. No. 5,476,748.

Examples of epoxy-containing compounds include polyglycidyl epoxy compounds, non-glycidyl epoxy compounds, epoxy cresol novolac and epoxy phenol novolac compounds.

The polyglycidyl epoxy compound may be a polyglycidyl ether, poly(β -methylglycidyl) ether, polyglycidyl ester or poly(β -methylglycidyl) ester. The synthesis and examples of polyglycidyl ethers, poly(β -methylglycidyl) ethers, polyglycidyl esters and poly(β -methylglycidyl) esters are disclosed in U.S. Pat. No. 5,972,563.

For example, ethers may be obtained by reacting a compound having at least one free alcoholic hydroxyl group and/or phenolic hydroxyl group with a suitably substituted epichlorohydrin under alkaline conditions or in the presence of an acidic catalyst followed by

alkali treatment. The alcohols may be, for example, acyclic alcohols, such as ethylene glycol, diethylene glycol and higher poly(oxyethylene) glycols, propane-1,2-diol, or poly(oxypropylene) glycols, propane-1,3-diol, butane-1,4-diol, poly(oxytetramethylene) glycols, pentane-1,5-diol, hexane-1,6-diol, hexane-2,4,6-triol, glycerol, 1,1,1-trimethylolpropane, bistrimethylolpropane, pentaerythritol and sorbitol. Suitable glycidyl ethers may also be obtained, however, from cycloaliphatic alcohols, such as 1,3- or 1,4-dihydroxycyclohexane, bis(4-hydroxycyclo-hexyl)methane, 2,2-bis(4-hydroxycyclohexyl)propane or 1,1-bis(hydroxymethyl)cyclohex-3-ene, or they may possess aromatic rings, such as N,N-bis(2-hydroxyethyl)aniline or p,p'-bis(2-hydroxyethylamino)diphenylmethane.

Particularly important representatives of polyglycidyl ethers or poly(β -methylglycidyl) ethers are based on monocyclic phenols, for example, on resorcinol or hydroquinone, on polycyclic phenols, for example, on bis(4-hydroxyphenyl)methane (Bisphenol F), 2,2-bis(4-hydroxyphenyl)propane (Bisphenol A), bis(4-hydroxyphenyl)S (Bisphenol S), alkoxyated Bisphenol A, F or S, triol extended Bisphenol A, F or S, brominated Bisphenol A, F or S, hydrogenated Bisphenol A, F or S, glycidyl ethers of phenols and phenols with pendant groups or chains, on condensation products, obtained under acidic conditions, of phenols or cresols with formaldehyde, such as phenol novolaks and cresol novolaks, or on siloxane diglycidyls.

Polyglycidyl esters and poly(β -methylglycidyl) esters may be produced by reacting epichlorohydrin or glycerol dichlorohydrin or β -methylepichlorohydrin with a polycarboxylic acid compound. The reaction is expediently carried out in the presence of bases. The polycarboxylic acid compounds may be, for example, glutaric acid, adipic acid, pimelic acid, suberic acid, azelaic acid, sebacic acid or dimerized or trimerized linoleic acid. Likewise, however, it is also possible to employ cycloaliphatic polycarboxylic acids, for example tetrahydrophthalic acid, 4-methyltetrahydrophthalic acid, hexahydrophthalic acid or 4-methylhexahydrophthalic acid. It is also possible to use aromatic polycarboxylic acids such as, for example, phthalic acid, isophthalic acid, trimellitic acid or pyromellitic acid, or else carboxyl-terminated adducts, for example of trimellitic acid and polyols, for example glycerol or 2,2-bis(4-hydroxycyclohexyl)propane, may be used.

31928-4

9

In another embodiment, the epoxy-containing compound is a non-glycidyl epoxy compound. Non-glycidyl epoxy compounds may be linear, branched, or cyclic in structure. For example, there may be included one or more epoxide compounds in which the epoxide groups form part of an alicyclic or heterocyclic ring system. Others include an epoxy-containing compound with at least one epoxycyclohexyl group that is bonded directly or indirectly to a group containing at least one silicon atom. Examples are disclosed in U.S. Pat. No. 5,639,413. Still others include epoxides which

contain one or more cyclohexene oxide groups and epoxides which contain one or more cyclopentene oxide groups.

Particularly suitable non-glycidyl epoxy compound's include the following difunctional non-glycidyl epoxide compounds in which the epoxide groups form part of an alicyclic or heterocyclic ring system: bis(2,3-epoxycyclopentyl) ether, 1,2-bis(2,3-epoxycyclopentyloxy)ethane, 3,4-epoxycyclohexyl-methyl 3,4-epoxycyclohexanecarboxylate, 3,4-epoxy-6-methyl-cyclohexylmethyl 3,4-epoxy-6-methylcyclohexanecarboxylate, di(3,4-epoxycyclohexylmethyl)hexanedioate, di(3,4-epoxy-6-methylcyclohexylmethyl) hexanedioate, ethylenebis(3,4-epoxycyclohexanecarboxylate), ethanediol di(3,4-epoxycyclohexylmethyl)ether, vinylcyclohexene dioxide, dicyclopentadiene diepoxide or 2-(3,4-epoxycyclohexyl-5,5-spiro-3,4-epoxy)cyclohexane-1,3-dioxane, and 2,2'-bis-(3,4-epoxy-cyclohexyl)-propane.

Highly preferred difunctional non-glycidyl epoxies include cycloaliphatic difunctional non-glycidyl epoxies, such as 3,4-epoxycyclohexyl-methyl 3',4'-epoxycyclohexanecarboxylate and 2,2'-bis-(3,4-epoxy-cyclohexyl)-propane, with the former being most preferred.

In another embodiment, the cationically curable compound is a poly(N-glycidyl) compound or poly(S-glycidyl) compound. Poly(N-glycidyl) compounds are obtainable, for example, by dehydrochlorination of the reaction products of epichlorohydrin with amines containing at least two amine hydrogen atoms. These amines may be, for example, n-butylamine, aniline, toluidine, m-xylylenediamine, bis(4-aminophenyl)methane or bis(4-methylaminophenyl)methane. Other examples of poly(N-glycidyl) compounds include N,N'-diglycidyl derivatives of cycloalkyleneureas, such as ethyleneurea or 1,3-propyleneurea, and N,N'-diglycidyl derivatives of hydantoins, such as of 5,5-dimethylhydantoin. Examples of

poly(S-glycidyl) compounds are di-S-glycidyl derivatives derived from dithiols, for example ethane-1,2-dithiol or bis(4-mercaptomethylphenyl) ether.

It is also possible to employ epoxy-containing compounds in which the 1,2-epoxide groups are attached to different heteroatoms or functional groups. Examples of these compounds include the N,N,O-triglycidyl derivative of 4-aminophenol, the glycidyl ether/glycidyl ester of salicylic acid, N-glycidyl-N'-(2-glycidyloxypropyl)-5,5-dimethylhydantoin or 2-glycidyloxy-1,3-bis(5,5-dimethyl-1-glycidylhydantoin-3-yl)propane.

Other epoxide derivatives may be employed, such as vinyl cyclohexene dioxide, limonene dioxide, limonene monoxide, vinyl cyclohexene monoxide, 3,4-epoxycyclohexylmethyl acrylate, 3,4-epoxy-6-methyl cyclohexylmethyl 9,10-epoxystearate, and 1,2-bis(2,3-epoxy-2-methylpropoxy)ethane.

Also conceivable is the use of liquid pre-reacted adducts of epoxy-containing compounds, such as those mentioned above, with hardeners for epoxy resins. It is of course also possible to use liquid mixtures of liquid or solid epoxy resins in the novel compositions.

The following are examples of commercial epoxy-containing compounds suitable for use in the present invention: Uvacure® 1500 (3,4-epoxycyclohexylmethyl-3',-4'-epoxycyclohexanecarboxylate, available from UCB Chemicals Corp.); Epalloy® 5000 (epoxidized hydrogenated Bisphenol A, available from CVC Specialties Chemicals, Inc.) Heloxy™ 48 (trimethylol propane triglycidyl ether, available from Resolution Performance Products LLC); Heloxy™ 107 (diglycidyl ether of cyclohexanedimethanol, available from Resolution Performance Products LLC); Uvacure® 1501 and 1502 which are proprietary cycloaliphatic epoxides, Uvacure® 1530-1534 which are cycloaliphatic epoxides blended with a proprietary polyol, Uvacure® 1561 and Uvacure® 1562 which are proprietary cycloaliphatic epoxides having a (meth)acrylic unsaturation (all available from UCB Chemicals Corp.); Cyracure® UVR-6100, -6105, -6107, and -6110 which are all 3,4-epoxycyclohexylmethyl-3',4'-epoxycyclohexanecarboxylate, Cyracure® UVR-6128, a bis(3,4-epoxycyclohexyl) adipate (all available from Dow Chemical Co.); Araldite® CY 179, a 3,4-epoxycyclohexylmethyl-3',4'-epoxycyclohexanecarboxylate and Araldite® PY 284, a diglycidyl hexahydrophthalate polymer (available from Huntsman Advanced Materials Americas Inc.); Celoxide™ 2021, a 3,4-epoxycyclohexyl methyl-3',4'-epoxycyclohexyl carboxylate, Celoxide™ 2021 P, a 3'-4'-epoxycyclohexanemethyl 3'-4'-epoxycyclohexyl-

carboxylate, CeloxideTM 2081, a 3'-4'-epoxycyclohexanemethyl 3'-4'-epoxycyclohexyl-carboxylate modified caprolactone, CeloxideTM 2083, CeloxideTM 2085, CeloxideTM 2000, CeloxideTM 3000, Epolead GT-300, Epolead GT-302, Epolead GT-400, Epolead 401, Epolead 403 (all available from Daicel Chemical Industries Co., Ltd.) DCA, an alicyclic epoxy (available from Asahi Denka Co. Ltd); and E1, an epoxy hyperbranched polymer obtained by the polycondensation of 2,2-dimethylolpropionic acid functionalized with glycidyl groups (available from Perstorp AB).

In another embodiment, the cationically curable compound is an oxetane compound. The following compounds are given as examples of oxetane compounds having one oxetane ring in the compound which may be used in the present invention: 3-ethyl-3-hydroxymethyloxetane, 3-(meth)allyloxymethyl-3-ethyloxetane, (3-ethyl-3-oxetanylmethoxy)methylbenzene, 4-fluoro-[1-(3-ethyl-3-oxetanylmethoxy)methyl]benzene, 4-methoxy-[1-(3-ethyl-3-oxetanylmethoxy)methyl]benzene, [1-(3-ethyl-3-oxetanylmethoxy)ethyl]phenyl ether, isobutoxymethyl(3-ethyl-3-oxetanylmethyl)ether, isobomyloxyethyl(3-ethyl-3-oxetanylmethyl)ether, isobomyl(3-ethyl-3-oxetanylmethyl)ether, 2-ethylhexyl(3-ethyl-3-oxetanylmethyl)ether, ethyldiethylene glycol(3-ethyl-3-oxetanylmethyl)ether, dicyclopentadiene(3-ethyl-3-oxetanylmethyl)ether, dicyclopentenyl(3-ethyl-3-oxetanylmethyl)ether, tetrahydrofurfuryl(3-ethyl-3-oxetanylmethyl)ether, tetrabromophenyl(3-ethyl-3-oxetanylmethyl)ether, 2-tetrabromophenoxyethyl(3-ethyl-3-oxetanylmethyl)ether, tribromophenyl(3-ethyl-3-oxetanylmethyl)ether, 2-tribromophenoxyethyl(3-ethyl-3-oxetanylmethyl)ether, 2-hydroxyethyl(3-ethyl-3-oxetanylmethyl)ether, 2-hydroxypropyl(3-ethyl-3-oxetanylmethyl)ether, butoxyethyl(3-ethyl-3-oxetanylmethyl)ether, pentachlorophenyl(3-ethyl-3-oxetanylmethyl)ether, pentabromophenyl(3-ethyl-3-oxetanylmethyl)ether, bornyl(3-ethyl-3-oxetanylmethyl)ether, and the like. Other examples of oxetane compounds suitable for use include trimethylene oxide, 3,3-dimethyloxetane, 3,3-dichloromethyloxetane, 3,3-[1,4-phenylene-bis(methyleneoxymethylene)]-bis(3-ethyloxetane), 3-ethyl-3-hydroxymethyl-oxetane, and bis-[(1-ethyl(3-oxetanyl)methyl)]ether.

Examples of compounds having two or more oxetane rings in the compound which may be used in the present invention include: 3,7-bis(3-oxetanyl)-5-oxa-nonane, 3,3'-(1,3-(2-

methylenyl)propanediylbis(oxymethylene))bis-(3-ethyloxetane), 1,4-bis[(3-ethyl-3-oxetanylmethoxy)methyl]benzene, 1,2-bis[(3-ethyl-3-oxetanylmethoxy)methyl]ethane, 1,3-bis[(3-ethyl-3-oxetanylmethoxy)methyl]propane, ethylene glycol bis(3-ethyl-3-oxetanylmethyl)ether, dicyclopentenyl bis(3-ethyl-3-oxetanylmethyl)ether, triethylene glycol bis(3-ethyl-3-oxetanylmethyl)ether, tetraethylene glycol bis(3-ethyl-3-oxetanylmethyl)ether, tricyclodecanediyl dimethylene(3-ethyl-3-oxetanylmethyl)ether, trimethylolpropane tris(3-ethyl-3-oxetanylmethyl)ether, 1,4-bis(3-ethyl-3-oxetanylmethoxy)butane, 1,6-bis(3-ethyl-3-oxetanylmethoxy)hexane, pentaerythritol tris(3-ethyl-3-oxetanylmethyl)ether, pentaerythritol tetrakis(3-ethyl-3-oxetanylmethyl)ether, polyethylene glycol bis(3-ethyl-3-oxetanylmethyl)ether, dipentaerythritol hexakis(3-ethyl-3-oxetanylmethyl)ether, dipentaerythritol pentakis(3-ethyl-3-oxetanylmethyl)ether, dipentaerythritol tetrakis(3-ethyl-3-oxetanylmethyl)ether, caprolactone-modified dipentaerythritol hexakis(3-ethyl-3-oxetanylmethyl)ether, caprolactone-modified dipentaerythritol pentakis(3-ethyl-3-oxetanylmethyl)ether, ditrimethylolpropane tetrakis(3-ethyl-3-oxetanylmethyl)ether, EO-modified Bisphenol A bis(3-ethyl-3-oxetanylmethyl)ether, PO-modified Bisphenol A bis(3-ethyl-3-oxetanylmethyl)ether, EO-modified hydrogenated Bisphenol A bis(3-ethyl-3-oxetanylmethyl)ether, PO-modified hydrogenated Bisphenol A bis(3-ethyl-3-oxetanylmethyl)ether, EO-modified Bisphenol F (3-ethyl-3-oxetanylmethyl)ether, and the like.

Of the above compounds, it's preferable that the oxetane compounds have 1-10, preferably 1-4, and even more preferably 1 oxetane rings in the compound. Specifically, 3-ethyl-3-hydroxymethyl oxetane, (3-ethyl-3-oxetanylmethoxy)methylbenzene, 1,4-bis[(3-ethyl-3-oxetanylmethoxy)methyl]benzene, 1,2-bis(3-ethyl-3-oxetanylmethoxy)ethane and trimethylolpropane tris(3-ethyl-3-oxetanylmethyl)ether are preferably used. Commercially available oxetane compounds include Cyracure® UVR 6000 (available from Dow Chemical Co.) and Aron Oxetane OXT-101, OXT-121, OXT-211, OXT-212, OXT-221, OXT-610 and OX-SQ (available from Toagosei Co. Ltd.).

The cationically curable compound may also be a cyclic ether compound, cyclic lactone compound, cyclic acetal compound, cyclic thioether compound, spiro orthoester compound or vinyl ether compound.

Furthermore, as noted above, it is possible that the cationically curable component of the present invention includes a mixture of the cationically curable compounds described above.

In one embodiment, the cationically curable component includes at least one hydrogenated bisphenol epoxy-containing compound having an average epoxy functionality of at least 2 and an epoxy equivalent weight (EEW) between 100 and 500. The hydrogenated bisphenol epoxy-containing compound may be present in the photocurable composition at a proportion of at least about 35% by weight, more preferably at least about 40% by weight, and even more preferably at least about 45% by weight based on the total weight of the photocurable composition. In yet another embodiment, the hydrogenated bisphenol epoxy-containing compound may be present at most about 80% by weight, preferably at most about 70% by weight, and even more preferably at most about 55% by weight based on the total weight of the photocurable composition. In yet a further embodiment, the hydrogenated bisphenol epoxy-containing compound may be present in the range of from about 35-80% by weight, preferably from about 40-60% by weight and even more preferably from about 45-55% by weight based on the total weight of the photocurable composition.

In another embodiment, the cationically curable component may further include one or more oxetane compounds so that the oxetane is present in the photocurable composition at an amount of at least about 5% by weight, more preferably at least about 15% by weight and even more preferably at least about 19% by weight based on the total weight of the photocurable composition. In yet another embodiment, the oxetane compound may be present at most about 40% by weight, more preferably at most about 30% by weight, and even more preferably at most about 25% by weight based on the total weight of the photocurable composition. In yet a further embodiment, the oxetane compound may be present in the range from about 0.01-40% by weight, more preferably 0.1-25% by weight, and even more preferably from about 0.5-15% by weight based on the total weight of the photocurable composition.

In yet another embodiment, the cationically curable component may further include one or more difunctional non-glycidyl epoxy compounds. The difunctional non-glycidyl epoxy compound may be present in the photocurable composition at an amount from about 0.01-20% by weight, more preferably from about 0.5-15% by weight, and even more preferably from about 1-10% by weight based on the total weight of the photocurable composition.

The total amount of cationically curable component present in the photocurable composition may generally be at least about 35% by weight, more preferably at least about 45% by weight, and even more preferably at least about 55% by weight based on the total weight of the photocurable composition. In another embodiment, the total amount of the cationically curable component present is at most about 80% by weight, more preferably at most about 70% by weight, and even more preferably at most about 65% by weight based on the total weight of the photocurable composition. In yet another embodiment, the total amount of the cationically curable component present is in the range of from about 35-80% by weight, preferably from about 40-70% by weight, and even more preferably from about 45-65% by weight based on the total weight of the photocurable composition.

Free Radically Active Component

As a second essential component, the photocurable composition of the present invention includes at least about 5% by weight to about 60% by weight of a free radically active component based on the total weight of the photocurable composition. The free radically active component includes at least one free radically active compound that is activated in the presence of an initiator capable of initiating free radical polymerization such that it is available for reaction with other compounds bearing free radically active functional groups.

Examples of free radically active compounds include compounds having one or more ethylenically unsaturated groups, such as, compounds having (meth)acrylate groups. "(Meth)acrylate" refers to an acrylate, a methacrylate, or a mixture thereof and includes monofunctional monomers containing one ethylenically unsaturated bond in one compound and polyfunctional monomers containing two or more unsaturated bonds in one compound.

In one embodiment, the (meth)acrylate is a monofunctional monomer. Examples of monofunctional monomers which may be used include: (meth)acrylamide, (meth)acryloylmorpholine, 7-amino-3,7-dimethyloctyl (meth)acrylate, isobutoxymethyl(meth)acrylamide, isobornyloxyethyl (meth)acrylate, isobornyl (meth)acrylate, 2-ethylhexyl (meth)acrylate, ethyldiethylene glycol (meth)acrylate, t-octyl (meth)acrylamide, diacetone (meth)acrylamide, dimethylaminoethyl (meth)acrylate, diethylaminoethyl (meth)acrylate, lauryl (meth)acrylate, dicyclopentadiene (meth)acrylate, dicyclopentenyl (meth)acrylate, dicyclopentenyl (meth)acrylate, N,N-

dimethyl(meth)acrylamide, tetrachlorophenyl (meth)acrylate, 2-tetrachlorophenoxyethyl (meth)acrylate, tetrahydrofurfuryl (meth)acrylate, tetrabromophenyl (meth)acrylate, 2-tetrabromophenoxyethyl (meth)acrylate, 2-trichlorophenoxyethyl (meth)acrylate, tribromophenyl (meth)acrylate, 2-tribromophenoxyethyl (meth)acrylate, 2-hydroxyethyl (meth)acrylate, 2-hydroxypropyl (meth)acrylate, vinylcaprolactam, N-vinylpyrrolidone, phenoxyethyl (meth)acrylate, butoxyethyl (meth)acrylate, pentachlorophenyl (meth)acrylate, pentabromophenyl (meth)acrylate, polyethylene glycol mono(meth)acrylate, polypropylene glycol mono(meth)acrylate, bornyl (meth)acrylate and methyltriethylene diglycol (meth)acrylate and mixtures thereof.

10

Examples of commercially available monofunctional monomers include SR 313A, 313B and 313D (C₁₂-C₁₄ alkyl (meth)acrylates available from Sartomer Co. Inc.) and Ciba® Ageflex FM6 (n-hexyl (meth)acrylate available from Ciba Specialty Chemicals).

In another embodiment, the (meth)acrylate is a polyfunctional or poly(meth)acrylate monomer having a functionality of 2 or more. Examples of poly(meth)acrylate monomers include ethylene glycol di(meth)acrylate, dicyclopentenyl di(meth)acrylate, triethylene glycol diacrylate, tetraethylene glycol di(meth)acrylate, tricyclodecanediyl dimethylene di(meth)acrylate, tris(2-hydroxyethyl)isocyanurate di(meth)acrylate, tris(2-hydroxyethyl)isocyanurate tri(meth)acrylate, caprolactone-modified tris(2-hydroxyethyl)isocyanurate tri(meth)acrylate, trimethylolpropane tri(meth)acrylate, EO-modified trimethylolpropane tri(meth)acrylate, PO-modified trimethylolpropane tri(meth)acrylate, tripropylene glycol di(meth)acrylate, neopentyl glycol di(meth)acrylate, 1,4-butanediol di(meth)acrylate, 1,6-hexanediol di(meth)acrylate, pentaerythritol tri(meth)acrylate, pentaerythritol tetra(meth)acrylate, polyester di(meth)acrylate, polyethylene glycol di(meth)acrylate, dipentaerythritol penta(meth)acrylate, dipentaerythritol tetra(meth)acrylate, caprolactone-modified dipentaerythritol hexa(meth)acrylate, caprolactone-modified dipentaerythritol penta(meth)acrylate, ditrimethylolpropane tetra(meth)acrylate, EO-modified bisphenol A di(meth)acrylate, PO-modified bisphenol A di(meth)acrylate, EO-modified hydrogenated bisphenol A di(meth)acrylate, PO-modified hydrogenated bisphenol A di(meth)acrylate, EO-modified bisphenol F di(meth)acrylate and mixtures thereof. The polyfunctional monomer is not dipentaerythritol hexaacrylate.

30

The following are examples of commercially available poly(meth)acrylates: SR 295 (pentaerythritol tetracrylate); SR 350 (trimethylolpropane trimethacrylate); SR 351 (trimethylolpropane triacrylate); SR 367 (tetramethylolmethane tetramethacrylate); SR 368 (tris(2-acryloxy ethyl) isocyanurate triacrylate); SR 399 (dipentaerythritol pentaacrylate); SR 444 (pentaerythritol triacrylate); SR 454 (ethoxylated (3) trimethylolpropane triacrylate); SR 833S (tricyclodecane dimethanol diacrylate) and SR 9041 (dipentaerythritol pentaacrylate ester) available from Sartomer Co Inc. In one embodiment, the poly(meth)acrylate comprises a difunctional acrylate compound, for example, SR 833S.

Additional examples of commercially available acrylates which may be used in the present invention include Kayarad® R-526 (hexanedioic acid, bis[2,2-dimethyl-3-[(1-oxo-2-propenyl) oxy]propyl]ester), SR 238 (hexamethylenediol diacrylate), SR 247 (neopentyl glycol diacrylate), SR 06 (tripropylene glycol diacrylate), Kayarad® R-551 (Bisphenol A polyethylene glycol diether diacrylate), Kayarad® R-712 (2,2'-Methylenebis[p-phenylenepoly(oxy-ethylene)oxy]diethyl diacrylate), Kayarad® R-604 (2-Propenoic acid, [2-[1,1-dimethyl-2-[(1-oxo-2-propenyl)oxy]ethyl]-5-ethyl-1,3-dioxan-5-yl]-methyl ester), Kayarad® R-684 (dimethyloltricyclodecane diacrylate), Kayarad® PET-30 (pentaerythritol triacrylate), GPO-303 (polyethylene glycol dimethacrylate), Kayarad® THE-330 (ethoxylated trimethylolpropane triacrylate), DPHA-2H, DPHA-2C, Kayarad® D-310 (DPHA), Kayarad® D-330 (DPHA), DPCA-20, DPCA-30, DPCA-60, DPCA-120, DN-0075, DN-2475, Kayarad® T-1420 (ditrimethylolpropane tetraacrylate), Kayarad® T-2020 (ditrimethylolpropane tetraacrylate), TPA-2040, TPA-320, TPA-330, Kayarad® RP-1040 (pentaerythritol ethoxylate tetraacrylate) (available from Sartomer Co. Inc.); R-011, R-300, R-205 (methacrylic acid, zinc salt, same as SR 634) (available from Nippon Kayaku Co., Ltd.); Aronix M-210, M-220, M-233, M-240, M-215, M-305, M-309, M-310, M-315, M-325, M-400, M-6200, M-6400 (available from Toagosei Chemical Industry Co, Ltd.); Light acrylate BP-4EA, BP-4PA, BP-2EA, BP-2PA, DCP-A (available from Kyoisha Chemical Industry Co., Ltd.); New Frontier BPE-4, TEICA, BR-42M, GX-8345 (available from Daichi Kogyo Seiyaku Co., Ltd.); ASF-400 (available from Nippon Steel Chemical Co.); Ripoxy SP-1506, SP-1507, SP-1509, VR-77, SP-4010, SP-4060 (available from Showa Highpolymer Co., Ltd.); NK Ester A-BPE-4 (available from Shin-Nakamura Chemical Industry Co., Ltd.); SA-1002 (available from Mitsubishi Chemical Co., Ltd.); Viscoat-195, Viscoat-230, Viscoat-


260, Viscoat-310, Viscoat-214HP, Viscoat-295, Viscoat-300, Viscoat-360, Viscoat-GPT, Viscoat-400, Viscoat-700, Viscoat-540, Viscoat-3000, Viscoat-3700 (available from Osaka Organic Chemical Industry Co., Ltd.).

The free radically active component can be or can comprise a copolymer obtainable by (co)polymerising a monomer comprising at least 1 (meth)acrylate group, preferably at least 2 (meth)acrylate groups (functionalities). Commercial examples are : fluorinated polyoxetane oligomer with acrylate functionality like Polyfox PF 3320, PF3305, from Omnova and polybutadiene di (meth)acrylate (CN307, CN303 from Sartomer).

The PolyFox family of fluorosurfactants is polymers with a molecular weight greater than 1,000. The PolyFox polymers are based on ether links – both the polymer backbone linkages and the link between the backbone and the perfluoroalkyl pendant side chains.

The PolyFox fluorosurfactants are synthesized from perfluoroalkyl starting materials with a fully fluorinated carbon chain length of C₄ or less. The current products are made with C₂F₅ or CF₃ perfluoroalkyl side chain structures. The fluorinated polyether is acrylate-terminated. The oxetane rings are opened.

The basic structure of PolyFox 3320 compound is the following (x+y equals about 20):



Structure 1

The free radically active compound may also be a (hyperbranched) dendritic polymer acrylate compound. Dendritic polymer acrylate compounds are compounds substantially built up from ester or polyester units, optionally in combination with ether or polyether units to yield a tree-like amorphous structure. These compounds, characterized by having a densely branched backbone and a large number of reactive end groups, are generally made from hydroxy-functional hyperbranched polymer polyols by any of a variety of methods suitable for making acrylate esters including transesterification, direct esterification or reaction with (meth)acryloyl halides.

An example of a dendritic polymer acrylate suitable for use is a dendritic polyester acrylate compound. The dendritic polyester acrylate compound preferably has an acrylate functionality of at least 12, and more preferably at least 14. Examples of commercially available dendritic polyester acrylates include CN 2301 and CN 2302 (available from
5 Sartomer Co. Inc.). Also available are siloxane acrylates (Wacker Chemie AG).

The free radically active compound may also be an epoxy functionalized compound. Such epoxy functionalized compounds may be obtained by means well known, for example, by reacting a di- or poly-epoxide with one or more equivalents of an ethylenically unsaturated
10 carboxylic acid. An example of such a compound is the reaction product of UVR-6105 with one equivalent of methacrylic acid. Commercially available compounds having epoxy and free-radically active functionalities include the "Cyclomer" series, such as Cyclomer M-100, M-101, A-200 and A-400 available from Daicel Chemical Industries Ltd., Japan, and Ebecryl-3605 and -3700 available from UCB Chemical Corp.

It is possible that the free radically active component of the present invention includes a
15 mixture of the free radically active compounds described above. The free radically active component is not dipentaerythritol hexaacrylate.

In one embodiment, the free radically active component comprises at least one poly(meth)acrylate having a functionality of 2 and a molecular weight within the range from about 200-500. The photocurable composition may contain greater than 5% by weight,
20 preferably greater than 15% by weight, and even more preferably greater than 25% by weight of the poly(meth)acrylate having a functionality of 2 based on the total weight of the photocurable composition. In another embodiment, the free radically active component comprises at most about 60% by weight, more preferably at most about 45% by weight, and even more preferably at most about 40% by weight of the poly(meth)acrylate having a
25 functionality of 2 based on the total weight of the photocurable composition. In yet another embodiment, the poly(meth)acrylate having a functionality of 2 is present in the photocurable composition in the range of from about 5-60% by weight, more preferably from about 10-40% by weight, and even more preferably from about 15-25% by weight based on the total weight of the photocurable composition.

30 In another embodiment, the free radically active component may further include at least one hyperbranched (dendritic) polyester acrylate compound so that the dendritic polyester

acrylate is present in the photocurable composition at an amount of at least 1% by weight, preferably at least about 5% by weight, and even more preferably at least about 10% by weight based on the total weight of the photocurable composition. In yet another embodiment, the dendritic polyester acrylate is present in an amount of at most about 40% by weight, preferably at most about 30% by weight, and even more preferably at most about 20% by weight based on the total weight of the photocurable composition. In yet another embodiment, the dendritic polyester acrylate is present in the range of from about 0.01-35% by weight, more preferably from about 0.5-25% by weight and even more preferably from about 1-15% by weight based on the total weight of the photocurable composition.

10 In yet another embodiment, the free radically active component may further comprise at least one epoxy functionalized compound. When present in the photocurable composition, the epoxy functionalized compound is preferably at an amount from about 0.01-30% by weight, preferably from about 0.5-25% by weight and even more preferably from about 1-20% by weight based on the total weight of the photocurable composition.

15 The total amount of the free radically active component present in the photocurable composition may generally be at least about 5% by weight, more preferably at least about 10% by weight, and even more preferably at least about 15% by weight based on the total weight of the photocurable composition. In another embodiment, the free radically active component may be present in an amount of at most about 60% by weight, more preferably at most about 50% by weight, and even more preferably at most about 40% by weight based on the total weight of the photocurable composition. In yet another embodiment, the free radically active component may be present in the range of from about 5-60% by weight, preferably from about 15-60%, more preferably greater than 25% by weight to less than about 40% by weight, and even more preferably from about 30-40% by weight based on the total weight of the photocurable composition.

Antimony-Free Cationic Photoinitiator

As a third essential component, the photocurable composition of the present invention includes from about 0.1-10% by weight, based on the total weight of the photocurable composition, of at least one antimony-free cationic photoinitiator. It has been surprisingly found that the use of an antimony-free cationic photoinitiator in the photocurable composition

31928-4

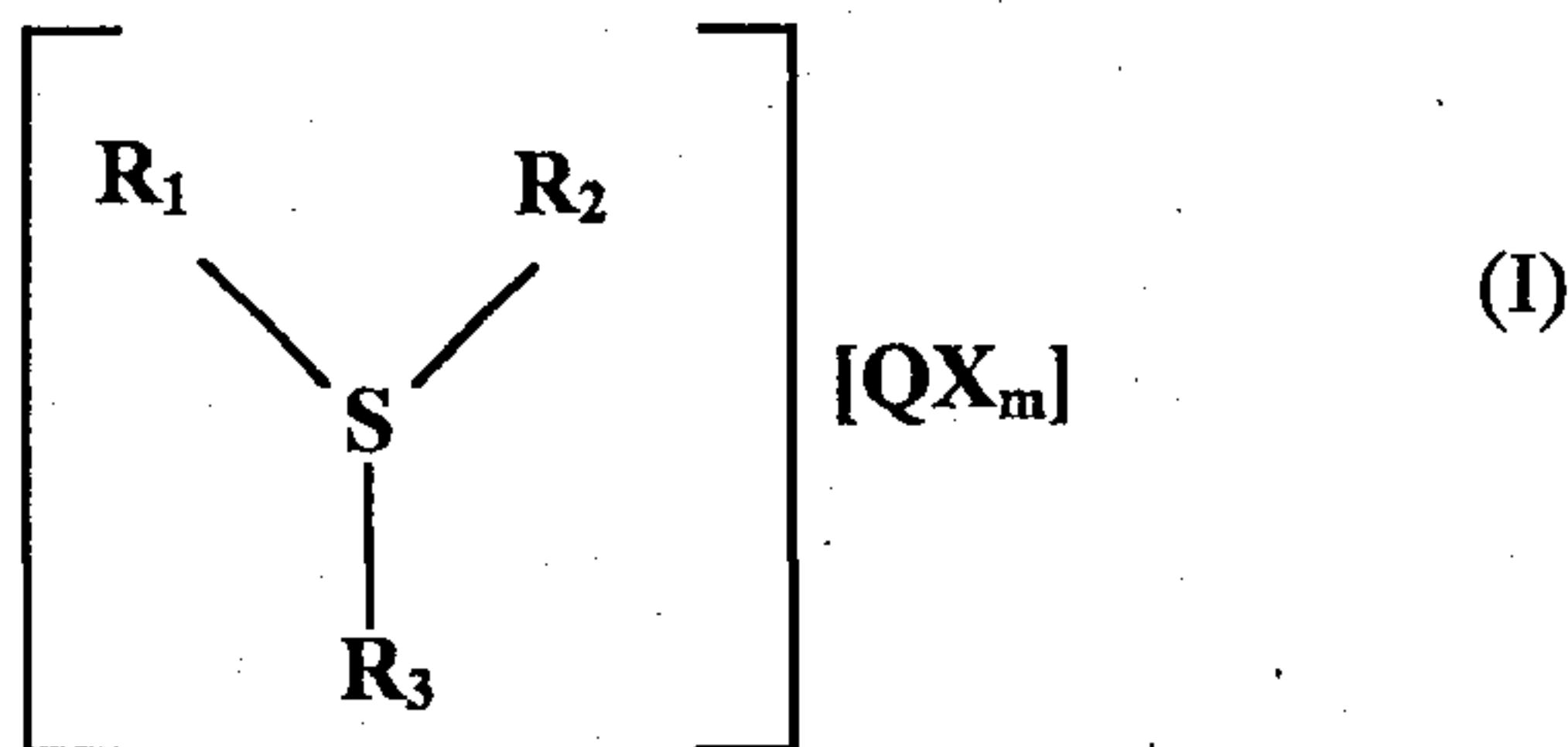
20

of the present invention produces a non-toxic photocurable composition having a cure speed similar to photocurable compositions containing an antimony cationic photoinitiator and that upon curing, produces an article having much improved mechanical properties.

The antimony-free cationic photoinitiator may be chosen from those commonly used to initiate cationic photopolymerization. Examples include onium salts with anions of weak nucleophilicity, e.g., halonium salts, iodosyl salts, sulfonium salts, sulfoxonium salts, diazonium salts, pyrylium salts or pyridinium salts. Metallocene salts are also suitable as photoinitiators. Onium salt and metallocene salt photoinitiators are described in U.S. Pat. No. 3,708,296; J. V. Crivello, "Photoinitiated Cationic Polymerization," UV Curing: Science & Technology, (S. P. Pappas, ed., Technology Marketing Corp. 1978) and J. V. Crivello and K. Dietliker, "Photoinitiators for Cationic Polymerisation," Chemistry and Technology of UV & EV Formulation for Coatings, Inks & Paints 327-478 (P. K. Oldring, ed., SITA Technology Ltd 1991).

The antimony-free cationic photoinitiator may also be a dialkylphenylacylsulfonium salt as described in U.S. Pat. No. 6,863,701. These antimony-free cationic photoinitiators have the general formula $A_1(CA_2A_3OH)_n$ where A_1 is selected from phenyl, polycyclic aryl, and polycyclic heteroaryl, each optionally substituted with one or more electron donating groups, A_2 and A_3 are independently selected from hydrogen, alkyl, aryl, alkylaryl, substituted alkyl, substituted aryl and substituted alkylaryl and n is an integer from 1 to 10.

Preferred antimony-free cationic photoinitiators are compounds of the formula (I):



where

R_1 , R_2 and R_3 are each independently of one another C_{6-18} aryl that is unsubstituted or substituted by suitable radicals,

Q is boron or phosphorus,

X is a halogen atom, and

m is an integer corresponding to the valence of Q plus 1.

Examples of C₆₋₁₈ aryl are phenyl, naphthyl, anthryl, and phenanthryl. Suitable radicals include alkyl, preferably C₁₋₆ alkyl, such as methyl, ethyl, n-propyl, isopropyl, n-butyl, sec-butyl, iso-butyl, tert-butyl, or the various pentyl or hexyl isomers, alkoxy, preferably C₁₋₆ alkoxy such as methoxy, ethoxy, propoxy, butoxy, pentyloxy, or hexyloxy, alkylthio, preferably C₁₋₆ alkylthio, such as methylthio, ethylthio, propylthio, butylthio, pentylthio, or hexylthio, halogen, such as fluorine, chlorine, bromine, or iodine, amino groups, cyano groups, nitro groups, or arylthio, such as phenylthio. Preferred QX_m groups include BF₄ and PF₆. A further example of a QX_m group suitable for use is a perfluorophenylborate, for example, tetrakis(perfluorophenyl)borate.

Examples of commercially available antimony-free cationic photoinitiators include: (1) hexafluorophosphate (PF₆) salts including (i) Cyacure® UVI-6992 (Dow Chemical Co.), CPI 6992 (Aceto Corp.), Esacure® 1064 (Lamberti s.p.a.) and Omnicat 432 (IGM Resins B.V.) which are triarylsulfonium hexafluorophosphate salts (a mixture of thio and bis salts); (ii) SP-55 (Asahi Denka Co. Ltd.), Degacure KI 85 (Degussa Corp.) and SarCat KI-85 (available from Sartomer Co. Inc.) which are triarylsulfonium hexafluorophosphate salts (bis salts); (iii) SP-150 (Asahi Denka Co. Ltd.) a Bis [4-(di(4-(2-hydroxyethyl)phenyl) sulphonio)-phenyl] sulphide bis-hexafluorophosphate; (iv) Esacure® 1187 (Lamberti s.p.a.) a modified sulfonium hexafluorophosphate salt; (v) metallocene salts including cumenyl cyclopentadienyl iron (II) hexafluorophosphate, Irgacure® 261 (Ciba Specialty Chemicals), Naphthalenylcyclopentadienyl iron (II) hexafluorophosphate, benzyl cyclopentadienyl iron (II) hexafluorophosphate, cyclopentadienyl carbazole iron (II) hexafluorophosphate; (vi) iodonium salts including UV1242 a bis(dodecylphenyl) iodonium hexafluorophosphate (Deuteron), UV2257 a bis (4-methylphenyl) iodonium hexafluorophosphate (Deuteron), and Omnicat 440 (IGM Resins B.V.), Irgacure® 250 (Ciba Specialty Chemicals) a (4-methylphenyl)(4-(2-methylpropyl)phenyl) iodonium hexafluorophosphate; (vii) thioxantene salts including Omnicat 550 (IGM Resins B.V.) a 10-biphenyl-4-yl-2-isopropyl-9-oxo-9H-thioxanthene-10ium hexafluorophosphate, Omnicat 650 (IGM Resins B.V.) an adduct of 10-biphenyl-4-yl-2-isopropyl-9-oxo-9H-thioxanthene-10ium hexafluorophosphate with a polyol; and (2) Pentafluorophenyl borate salts including Rhodorsil 2074 (Rhodia) a (totylcumyl) iodonium tetrakis (pentafluorophenyl) borate. The antimony-free cationic

photoinitiator may contain one antimony-free cationic photoinitiator or a mixture of two or more antimony-free cationic photoinitiators.

The proportion of the antimony-free cationic photoinitiator in the photocurable composition may be at least about 0.1% by weight, preferably at least about 1% by weight, and even more preferably at least about 4% by weight based on the total weight of the photocurable composition. In another embodiment, the antimony-free cationic photoinitiator is present at most about 10% by weight, more preferably at most about 8% by weight, and even more preferably at most about 7% by weight based on the total weight of the photocurable composition. In yet another embodiment, the antimony-free cationic photoinitiator is present in the range of from about 0.1-10% by weight, preferably from about 0.5-8% by weight, and more preferably from about 2-7% by weight based on the total weight of the photocurable composition.

Free Radical Photoinitiator

The photocurable composition of the present invention may also include from 0-10% by weight, preferably from about 0.01-10% by weight, based on the total weight of the photocurable composition, of at least one free radical photoinitiator. The free radical photoinitiator may be chosen from those commonly used to initiate radical photopolymerization. Examples of free radical photoinitiators include benzoin, e.g., benzoin, benzoin ethers such as benzoin methyl ether, benzoin ethyl ether, benzoin isopropyl ether, benzoin phenyl ether, and benzoin acetate; acetophenones, e.g., acetophenone, 2,2-dimethoxyacetophenone, and 1,1-dichloroacetophenone; benzyl ketals, e.g., benzyl dimethylketal and benzyl diethyl ketal; anthraquinones, e.g., 2-methylanthraquinone, 2-ethylanthraquinone, 2-tertbutylanthraquinone, 1-chloroanthraquinone and 2-amylanthraquinone; triphenylphosphine; benzoylphosphine oxides, e.g., 2,4,6-trimethylbenzoyl-diphenylphosphine oxide (Luzirin TPO); bisacylphosphine oxides; benzophenones, e.g., benzophenone and 4,4'-bis(N,N'-dimethylamino)benzophenone; thioxanthenes and xanthenes; acridine derivatives; phenazine derivatives; quinoxaline derivatives; 1-phenyl-1,2-propanedione 2-O-benzoyl oxime; 4-(2-hydroxyethoxy)phenyl-(2-propyl)ketone (Irgacure® 2959); 1-aminophenyl ketones or 1-hydroxy phenyl ketones, e.g., 1-hydroxycyclohexyl phenyl ketone, 2-hydroxyisopropyl phenyl ketone, phenyl 1-

hydroxyisopropyl ketone, and 4-isopropylphenyl 1-hydroxyisopropyl ketone. Polymeric free radical photoinitiators may also be used, such as Genopol BP-1 from Rahn.

Preferably, the free radical photoinitiator is a cyclohexyl phenyl ketone. More preferably, the cyclohexyl phenyl ketone is a 1-hydroxy phenyl ketone. Most preferably the 1-hydroxy phenyl ketone is 1-hydroxycyclohexyl phenyl ketone, e.g., Irgacure® 184. The free radical photoinitiator may comprise one free radical photoinitiator or two or more free radical photoinitiators.

The proportion of the free radical photoinitiator in the photocurable composition of the present invention may be from about 0.01-10% by weight, more preferably from about 0.2-8% by weight, and even more preferably from about 0.5-4% by weight based on the total weight of the photocurable composition. In another embodiment, the free radical photoinitiator is present at an amount of about 1:8, preferably about 2:5 parts by weight of free radical photoinitiator to antimony-free cationic photoinitiator.

More preferably, the combination of triarylsulfonium PF6 and Irgacure 184 allows best sensitivity and polymerization kinetics in the cationic / radical systems according to this invention.

Toughening Agents

The photocurable composition of the present invention may also include 0-40% by weight, preferably about 0.01-40% by weight, based on the total weight of the photocurable composition, of one or more toughening agents.

The toughening agent may be a reactive and/or non-reactive core shell type. For example, in one embodiment, the toughening agent which may be added to the photocurable composition includes reactive particles having a crosslinked elastomeric core and a shell containing reactive groups. The reactive particles may be made by the method disclosed in U.S. Pat. No. 4,853,434. This reference discloses reactive particles that are useful in producing fiber-reinforced plastics, structural adhesives, laminated plastics, and annealing lacquers.

The core of the reactive particles may be composed of polysiloxane, polybutadiene, polybutadiene-co-styrene, amine-terminated polybutadiene, methacrylated polybutadiene, alkyl acrylates, polyorganosiloxane, rubber, poly(ethylene glycol) modified urethane acrylate,

polyurethane acrylate polycarbonate, PTFE or other elastomeric material. In one embodiment, the crosslinked core is composed of polysiloxane. In another embodiment, the polysiloxane core is a crosslinked polyorganosiloxane rubber that may include dialkylsiloxane repeating units, where alkyl is a C₁₋₆ alkyl. In yet another embodiment, the polysiloxane core includes dimethylsiloxane repeating units.

The shell containing the reactive groups may be composed of poly(styrene-co-acrylonitrile), poly(acrylonitrile), poly(carboxy-functionalized PMMA-co-styrene), polystyrene-co-butyl acrylate, polystyrene, poly(methylmethacrylate-co-maleic anhydride), poly(alkyl methacrylate), poly(styrene-co-acrylonitrile), polystyrene, poly(methylmethacrylate-co-styrene), poly(styrene-co-acrylonitrile), modified vinyl esters, epoxies, PMMA, polyglycidylmethacrylate-co-acrylonitrile, poly(cyclohexanedimethanol terephthalate), thermoplastic resin such as polycarbonate, poly(methylmethacrylate-co-glydicyl methacrylate), poly(methylmethacrylate-co-acrylonitrile-co-divinyl benzene).

The reactive groups of the shell may be epoxy groups, oxetane groups, ethylenically unsaturated groups, and/or hydroxy groups. In one embodiment, the reactive groups may be an oxirane, glycidyl, vinyl ester, vinyl ether, acrylate group, and mixtures thereof.

The reactive particles preferably have an average particle diameter of about 0.01-50 μm , more preferably about 0.1-5 μm , and even more preferably about 0.1 to about 3 μm . Examples of reactive particles that are commercially available include Albidur EP 2240, silicone-epoxy particles in Bisphenol A epoxy resin; Albidur VE 3320, silicone-vinyl ester particles in Bisphenol vinyl ester; and Albidur EP 5340, silicone-epoxy particles in cycloaliphatic epoxy resin (all available from Hanse Chemie).

In one embodiment, the reactive particles are added to the photocurable composition as a mixture of the reactive particles and a reactive liquid medium containing, e.g., epoxy or ethylenically unsaturated groups. For example, the reactive organosiloxane particles are dispersed in bisphenol A glycidyl ether for Albidur EP 2240, in bisphenol A vinyl ester for Albidur VE 3320 and in cycloaliphatic epoxide for Albidur EP 5340.

The amount of the reactive particles added to the photocurable composition may be varied depending on the cationically curable component and free radically active component. When present, the photocurable composition may contain at least about 0.5% by weight, more preferably at least about 1% by weight, and even more preferably at least about 1.5% by

weight based on the total weight of the photocurable composition. In another embodiment, the reactive particles present is at most about 40% by weight, more preferably at most about 15% by weight, and even more preferably at most about 10% by weight based on the total weight of the photocurable composition. In yet another embodiment, the reactive particles
5 are present in a range of from about 0.01-40% by weight, preferably from about 0.5-15% by weight, and even more preferably from about 1-5% by weight of the reactive particles based on the total weight of the photocurable composition.

Other toughening agents which may be added to the photocurable composition in addition to or in lieu of the reactive particles include one or more hydroxyl-containing compounds. The
10 hydroxyl-containing compound(s) have a functionality of at least 1 and more preferably at least 2, and are free of any groups which inhibit the curing reaction. The hydroxyl-containing compound may be an aliphatic or aromatic hydroxyl-containing compound. Examples include polyether polyols, polyester polyols, hydroxyl and hydroxyl/epoxy functionalized polybutadiene, 1,4-cyclohexanedimethanol, polycaprolactone diols and triols,
15 ethylene/butylene polyols, and monohydroxyl functional monomers.

In one embodiment, the hydroxyl-containing compound is a polytetramethylene ether glycol ("poly THF"). The poly THF preferably has a molecular weight from about 250 to about 2500 and may be terminated with hydroxy, epoxy, or ethylenically unsaturated group(s). Commercially available poly THF's include Polymeg® poly THF's, for example, Polymeg®
20 1000, which is a linear diol with a nominal molecular weight of 1000 (Penn Specialty Chemicals). In another embodiment, the hydroxyl-functional compound is a caprolactone based oligo- or polyester, for example, a trimethylolpropane-triester with caprolactone, such as Tone® 301 (Dow Chemical Co.). In another embodiment, the hydroxy-functional compound is a polyester, for example k-flex 188 (from Kings Industries)

25 When present, the total amount of the hydroxyl-containing compound which may be added to the photocurable composition may generally be from about 0.01-40% by weight and preferably from about 0.5-20% by weight based on the total weight of the photocurable composition.

Other Optional Components

30 The photocurable composition of the present invention may also include other components, for example, stabilizers, modifiers, antifoaming agents, leveling agents, thickening agents,

flame retardants, antioxidants, pigments, dyes, fillers, nano-fillers having a mean average particule size of 3 to 500 nanometers, and combinations thereof.

Stabilizers which may be added to the photocurable composition to prevent viscosity build-up during usage include butylated hydroxytoluene ("BHT"), 2,6-di-tert-butyl-4-hydroxytoluene, 5 hindered amines, e.g., benzyl dimethyl amine ("BDMA"), N,N-Dimethylbenzylamine, and boron complexes. If used, the stabilizers may constitute from about 0.001% to about 5% by weight based on the total weight of the photocurable composition.

Fillers, including inorganic or organic, powdered, flaky or fibrous materials, may also be added. Examples of inorganic fillers include mica, glass or silica, calcium carbonate, barium 10 sulfate, talc, glass or silica bubbles, zirconium silicate, iron oxides, glass fiber, asbestos, diatomaceous earth, dolomite, powdered metals, titanium oxides, pulp powder, kaoline, modified kaolin, hydrated kaolin metallic fillers, ceramics and composites. Examples of organic fillers include polymeric compounds, thermoplastics, core-shell, aramid, kevlar, nylon, crosslinked polystyrene, crosslinked poly(methyl methacrylate), polystyrene or 15 polypropylene, crosslinked polyethylene powder, crosslinked phenolic resin powder, crosslinked urea resin powder, crosslinked melamine resin powder, crosslinked polyester resin powder and crosslinked epoxy resin powder. Both the inorganic and organic fillers can optionally be surface treated with various compound-coupling agents. Examples include methacryloxy propyl trimethoxy silane, beta-(3,4-epoxycyclohexyl)ethyl trimethoxy silane, 20 gamma-glycidoxy propyl trimethoxy silane and methyl triethoxy silane. Mixtures of inorganic and organic fillers may also be used.

Further examples of preferred fillers are micro crystalline silica, crystalline silica, amorphous silica, alkali alumino silicate, feldspar, woolastonite, alumina, aluminum hydroxide, glass powder, alumina trihydrate, surface treated alumina trihydrate, and alumina silicate. Each of 25 the preferred fillers is commercially available. The most preferred filler materials are inorganic fillers, such as mica, Imsil, Novasite, amorphous silica, feldspar, and alumina trihydrate. These fillers preferably are transparent to UV light, have a low tendency to refract or reflect incident light and provide good dimensional stability and heat resistance. Nano fillers, such as exfoliated clays (nano clays), nano mica, aluminum borate whiskers, nano 30 barium sulphate (Nanofine, available from Solvay), silica nanoparticles dispersed in UV-curable monomers (Nanopox and Nanocryl range of materials from Nanoresins), alumina

nanoparticules dispersed in UV-curable monomers (Nanobyk from Byk Chemie) may also be used.

The filler and nanofiller to be used for the resin composition for stereolithography according to the present invention must also satisfy the requirements that it doesn't hinder cationic or radical polymerizations and the filled SL composition must have a relatively low viscosity suitable for the stereolithography process. The fillers and nanofillers may be used alone or as a mixture of two or more fillers depending upon the desired performance. The fillers and nanofillers used in the present invention may be neutral, acidic or basic, with slightly basic being preferred. The filler particle size may vary depending on the application and the desired resin characteristics. It may vary between 50 nanometers and 50 micrometers. The nanofillers particle size may vary between 3 and 500 nanometers. Dispersants may be used to ensure good dispersion of these nanofillers.

If present, the content of fillers in the photocurable composition may generally be about 0.5% by weight to about 30% by weight based on the total weight of the photocurable composition. The photocurable compositions of the present invention can be prepared in a known manner, for example, by premixing individual components and then mixing these premixes, or by mixing all of the components together using customary devices, such as stirred vessels. In one embodiment, the mixing is carried out in the absence of light and, if desired, at slightly elevated temperatures ranging from about 30°C to about 60°C. Furthermore, it is desirable for the photocurable composition to possess a viscosity at 25°C in the range of 50-1000 cps, preferably 70-700 cps.

In one embodiment, the photocurable composition of the present invention is prepared by mixing from about 35-80% by weight of the cationically curable component, from about 15-60% by weight of the free radically active component, from about 0.1-10% by weight of the antimony-free cationic photoinitiator, from 0-10% by weight of the free radical photoinitiator, and from 0-40% by weight of the toughening agent where the % by weight is based on the total weight of the photocurable composition. In another embodiment, the photocurable composition is produced by mixing from about 45-70% by weight of the cationically curable component comprising a hydrogenated bisphenol epoxy-containing compound and an oxetane compound, greater than 25% by weight to about 40% by weight of the free radically active component comprising at least one poly(meth)acrylate having a

functionality of 2, from about 0.5-8% by weight of the antimony-free cationic photoinitiator, from about 0.5-4% by weight of the free radical photoinitiator, and from 0-40%, preferably from about 0.01-40% by weight of the toughening agent where the % by weight is based on the total weight of the photocurable composition.

5 The novel photocurable compositions can be polymerized by irradiation with actinic light, for example by means of electron beams, X-rays, UV or VIS light, preferably with radiation in the wavelength range of 280-650 nm. Particularly suitable are laser beams of HeCd, argon ion or nitrogen and also metal vapour and NdYAG lasers. This invention is extended throughout the various types of lasers existing or under development that are to be used for
10 the solid imaging (stereolithography) process, e.g. solid state, argon ion lasers, etc, as well as to non-laser based irradiations . The person skilled in the art is aware that it is necessary, for each chosen light source, to select the appropriate photoinitiator and, if appropriate, to carry out sensitization. It has been recognized that the depth of penetration of the radiation into the composition to be polymerized, and also the operating rate, are directly proportional to the
15 absorption coefficient and to the concentration of the photoinitiator. In stereolithography it is preferred to employ those photoinitiators which give rise to the highest number of forming free radicals or cationic particles and which enable the greatest depth of penetration of the radiation into the compositions which are to be polymerized.

It is preferred that the photocurable compositions of the present invention, upon
20 polymerization by irradiation, produce an article having a green strength at 10 minutes of at least 100 MPa. It is also preferable that the photocurable compositions, after 1.5 hours of postcure in a postcure apparatus, produce a photohardened article having at least one of the following properties:

- (i) a flexural modulus in the range of between 1000-2300 MPa;
- 25 (ii) an average elongation at break of at least 5%;
- (iii) a tensile strength of at least 30 MPa;
- (iv) the liquid photocomposition used to fabricate the article has a viscosity of less than 500 cps;
- (v) a notched izod impact of at least 0.5 ft. lbs/in; and/or
- 30 (vi) an ash content of less than 0.05%.

Therefore, a further aspect of the present invention includes a process for producing an antimony-free three-dimensional article in sequential cross-sectional layers in accordance with a model of the article by forming a first layer of the photocurable composition; exposing the first layer to actinic radiation in a pattern corresponding to a respective cross-sectional layer of the model sufficient to harden the first layer in the imaged area; forming a second layer of the photocurable composition above the hardened first layer; exposing the second layer to actinic radiation in a pattern corresponding to a respective cross-sectional layer of the model sufficient to harden the second layer in the imaged area; and repeating the previous two steps to form successive layers as desired to form the antimony-free three-dimensional article which can be used in various applications, for example, the aerospace industry and the investment casting industry, or for medical applications.

In principle, any stereolithography machine may be used to carry out the inventive method. Stereolithography equipment is commercially available from various manufacturers. Table I lists examples of commercial stereolithography equipment available from 3D Systems Corp. (Valencia, Calif.).

TABLE 1

MACHINE	WAVELENGTH (nm)
SLA® 250	325
SLA® 500	351
SLA® 3500	355
SLA® 5000	355
SLA® 7000	355
Viper si2™	355
Viper Pro V	355

Most preferably, the stereolithography process for producing a three-dimensional article from the photocurable composition of the present invention includes preparing the surface of the composition to form the first layer and then recoating the first layer and each successive layer of the three-dimensional article with a Zephyr™ recoater (3D Systems Corp., Valencia, Calif.), or an equivalent thereof.

It would be desirable to produce a low viscosity, stable, antimony-free photocurable composition which can be cured rapidly in a liquid-based solid imaging process to produce an

article for use in medical applications having a high green strength, toughness, dimensional accuracy and minimal distortion.

The present invention relates to photocurable compositions containing a cationically curable component, a free radically active component, an antimony-free cationic photoinitiator and optionally a free radical photoinitiator, toughening agent and one or more other optional components. It has been surprisingly found that when these components are combined, a low viscosity non-toxic photocurable composition is produced which, under rapid laser curing, produces a three-dimensional medical article having an excellent balance of green strength, toughness, flexibility, dimensional accuracy, durability, improved water resistance, improved color stability, improved transparency, improved cured and non-cured stability, room humidity resistance and strength with the term “three-dimensional medical article” referring to a medical article made from at least two layers of the cured resin composition. While not wishing to be bound by any particular theory, it is believed the antimony-free cationic photoinitiator generates active cationically curable components via different kinetics as compared to those generated by antimony photoinitiators. Upon curing, the active cationically curable components produced by the antimony-free photoinitiator also follow a different cure process resulting in less residual stress in the cured article to produce an article exhibiting reduced brittleness and more toughness. Because the medical article is produced from a non-toxic photocurable composition free from any heavy metal-containing component, it may be used in medical applications. Thus, the medical article may be, for example, a medical device, a medical model and/or a medical implant, successfully meeting the requirements of USP 28, NF 23, for the biological tests of plastics, class VI, 70°C.

As used herein, a “medical device” refers to any physical item used in medical treatment and may include a catheter, a stent, a fluid administration system, a drug delivery system, a chemotherapy tip, a syringe, a cardio-vascular device, a vascular access device, a surgical instrument, for example, an ergonomic surgical instrument, or a component part for medical equipment.

As used herein, a “medical model” refers to a three-dimensional article produced from two-dimensional data, such as, CAT scan and MRI data, which can be used for surgical planning, prosthesis design and as a teaching aid. Examples include models of an organ, such as a liver, heart, lung, kidney, bladder, brain, eye, intestines, pancreas and reproductive organ; a

bone, such as a skull, jaw, spine, ribs, collarbone, shoulder blade, humerus, radius, ulna, teeth, finger and hand bones, breast bone, femur, tibia and fibula; a joint, such as ball and socket joints for the hip and shoulder and hinge joints such as the knee and elbow; teeth; and, tissue such as tumors, muscle and cartilage.

5 As used herein, a “medical implant” refers to a device that is fabricated for the purpose of embedding, or placing, within a body. Types of implants include implants suitable for the replacement, repair, support or modification of joints (such as those described above), bones (such as those described above), teeth, tissue (such as those described above) and the like.

The present invention also provides a process for producing a three-dimensional medical
10 article comprising the steps of forming a first layer of the photocurable composition of the present invention on a surface; exposing the layer imagewise to actinic radiation to form an imaged cross-section, wherein the radiation is of sufficient intensity to cause substantial curing of the layer in the exposed areas; forming a second layer of the photocurable composition on the previously exposed imaged cross-section; exposing the second layer from
15 the previous step imagewise to actinic radiation to form an additional imaged cross-section, wherein the radiation is of sufficient intensity to cause substantial curing of the second layer in the exposed areas and to cause adhesion to the previously exposed imaged cross-section; and repeating a sufficient number of times in order to build up the three-dimensional medical article.

20 Although the photocurable composition of the present invention is preferably used in a stereolithography process, it may also be used in three-dimensional jet printing or other rapid prototyping techniques to produce a three dimensional article.

In jet printing, successive droplets of the photocurable composition are applied (e.g. using an ink jet print head such as a piezoelectric jet printing head) at targeted locations on a substrate
25 and irradiated by exposing the droplets to electromagnetic radiation to cure the composition and build up a three dimensional article of a desired shape. The droplets are deposited in accordance with the desired shape which is stored in a computer file, for example a CAD file. The substrate may include paper, textiles, tiles, printing plates, wallpaper, plastic, or paste. The photocurable composition may be irradiated pixel by pixel, line by line, layer by layer,
30 and/or after several layers have been formed, and/or after all layers have been formed. The

electromagnetic radiation employed may be UV light, microwave radiation, visible light, laser beams, or other similar sources.

Alternatively, it is possible to deposit the photocurable composition of the present invention onto a powder. The powder may be spread as a thin layer onto the substrate and the photocurable composition jet deposited onto the powder at desired locations in a desired
5 pattern. The pattern may then be cured by exposing the photocurable composition to UV light. A further layer of powder may then be placed on top of the first layer and the process repeated to build up the three dimensional article. Any uncured powder may be removed after the three dimensional article has been built. A final heat and/or radiation cure may be
10 provided for the three dimensional article after the non-cured powder is removed. The photocurable composition is therefore fully integrated with the powder.

In another embodiment, the powder contains a reactive component that can react either with the photocurable composition or is facilitated by the photocurable composition to react with itself. The powder may contain organometallic polymers, oligomers, or monomers.
15 Examples include polyacrylic acid, poly(acrylonitrile-co-butadiene), poly(allylamine), polyacrylic resins with functional acrylate groups, polybutadiene, epoxy functionalized butadienes, poly(glycidyl(meth)acrylate), poly THF, polycaprolactone diols, HEMA, HEA, maleic anhydride polymers such as styrene-maleic anhydride, polyvinylbutryals, polyvinyl alcohol, poly(4-vinylphenol), copolymers/blends of these compounds, and any of these
20 compounds endcapped with epoxy, vinyl ether, acrylate/methacrylate, hydroxy, amine or vinyl moieties. The powder may further contain organic or inorganic fillers, a pigment, nanoparticles, a dye, and/or a surfactant.

In one embodiment, the three dimensional article produced from the photocurable composition of the present invention is used as a foundry pattern in investment casting. In
25 investment casting, a disposable foundry pattern produced from the photocurable composition of the present invention is used to produce a mold in which parts can be cast. The mold is built up around the foundry pattern by a well known process the details of which differ depending upon the type of metal to be cast in the mold. In general, and using the casting of ferrous alloys to illustrate the investment casting process, the foundry pattern is
30 coated with, i.e., invested in, a refractory slurry, for example an aqueous ceramic slurry, which is drained of excess water to form a coating, and the coating is then stuccoed with fine

ceramic sand. This step is usually repeated several times (10 to 20 layers are not uncommon) after the first coating is dry. The invested foundry pattern is then placed in an open ended metal container which is filled with a coarse slurry of ceramic back-up material which hardens. The foundry pattern which is invested in the ceramic is then placed into a furnace or autoclave causing the foundry pattern to be melted or burned out of the resulting mold. Removal of the foundry pattern leaves a cavity in the mold corresponding in shape and dimension to the final part, although the foundry pattern (and therefore the cavity) can be slightly larger to compensate for shrinkage or machining of the part which is produced by the subsequent casting operation. Molten metal is introduced into the mold cavity and solidified by cooling. After solidification, the ceramic mold is broken away to release the finished part. While metal castings are primarily contemplated, any liquid material which solidifies may be cast in this manner, e.g., plastic or ceramic compositions.

Because the photocurable composition of the present invention is antimony-free, sensitive alloys can be cast in molds produced by the stereolithographically-made foundry pattern. Furthermore, complex foundry patterns can be accurately produced. Finally, it has been found that the foundry patterns have a low ash content (<0.05%), retain their accuracy and rigidity over time, making them ideal for casting reactive metals.

Other applications where the photocurable composition of the present invention may be used include: as an adhesive, as a coating, for example, a photoimageable coating, such as a photoresist, or a coating for optical fibers, as a sealant for light emitting diodes, or in paints, inks or varnishes or any other application, process or method where a shelf-stable photocurable composition having stable mechanical properties on curing is desired.

EXAMPLES A

The general procedure used for preparing three-dimensional articles with stereolithography equipment is as follows. The photocurable composition is placed in a vat designed for use with the stereolithography equipment at about 30°C. The surface of the composition, either in its entirety or in accordance with a predetermined pattern, is irradiated with a UV/VIS light source so that a layer of a desired thickness is cured and solidified in the irradiated area. A new layer of the photocurable composition is formed on the solidified layer. The new layer is likewise irradiated over the entire surface or in a predetermined pattern. The newly solidified

layer adheres to the underlying solidified layer. The layer formation step and the irradiation step are repeated until a green model of multiple solidified layers is produced.

A "green model" is a three-dimensional article initially formed by the stereolithography process of layering and photocuring, where typically the layers are not completely cured.

5 This permits successive layers to better adhere by bonding together when further cured.

"Green strength" is a general term for mechanical performance properties of a green model, including modulus, strain, strength, hardness, and layer-to-layer adhesion. For example, green strength may be reported by measuring flexural modulus (ASTM D 790). An article having low green strength may deform under its own weight, or may sag or collapse during
10 curing.

The green model is then washed in tripropylene glycol monomethyl ether ("TPM") and subsequently rinsed with water and dried with compressed air. The dried green model is next postcured with UV radiation in a postcure apparatus ("PCA") for about 60-90 minutes.

15 "Postcuring" is the process of reacting the green model to further cure the partially cured layers. A green model may be postcured by exposure to heat, actinic radiation, or both.

Tables A-II-VI list the components of each photocurable composition labeled as Examples A1-A23 and Comparative Example A1. The numbers in Tables A II-A VI refer to the weight percent of each component based on the total weight of the photocurable composition. Table A VII provides further identifying information for the trade names in Tables A II-A VI.

20

TABLE A II

Component	Example A1 (% by weight)	Example A2 (% by weight)	Example A3 (% by weight)	Example A4 (% by weight)	Example A5 (% by weight)
Uvacure 1500	3.995	3.995	3.995	3.995	7.895
Epalloy 5000	49	49	49	49	45
UVR-6000					
OXT-101	15	15	15	15	
OXT-121					15
CN 2301	5			15.1	5
CN 2302	10.1	10.1	15.1		10.1
Ebecryl 3605	10	10			10
SR 833S		5	10	10	
Irgacure 184	2	2	2	2	2
UVI 6992	5	5	5	5	5
Stabilizer	0.005	0.005	0.005	0.005	0.005
Total % by Weight	100.1	100.1	100.1	100.1	100

TABLE A III

Component	Example A6	Example A7	Example A8	Example A9	Example A10
-----------	------------	------------	------------	------------	-------------

	(% by weight)	(% by weight)	(% by weight)	(% by weight)	(% by weight)
Uvacure 1500	7.895	3.995	3.995	3.895	
Epalloy 5000	45	49	49	49	52.895
Limonene Dioxide		15			
Limonene Monoxide			15		
OXT-101				15	15
OXT-221	15				
CN 2301	5	5	5		5
CN 2302	10.1	10.1	10.1	10	
Ebecryl 3605	10	10	10		
SR 833S				15.1	20.1
Irgacure 184	2	2	2	2	2
UVI 6992	5	5	5	5	5
Stabilizer	0.005	0.005	0.005	0.005	0.005
Total % by Weight	100	100.1	100.1	100	100

TABLE A IV

Component	Example A11 (% by weight)	Example A 12 (% by weight)	Example A13 (% by weight)	Example A14 (% by weight)	Example A15 (% by weight)
Uvacure 1500		7.895	11		
Epalloy 5000	52.895	45	17		30
DCA				28	
UVR-6000			15	15	24
OXT-101	15	15			
CN 2301		5			
CN 2302	6	10.1	20	26	26
Ebecryl 3605		10	30	24	
Cyclomer A 400					13
SR 833S	19.1	5	10		
Irgacure 184	2	2	2	2	2
UVI 6992	5	5	5	5	5
Stabilizer	0.005	0.005			
Total % by Weight	100	100	100	100	100

TABLE A V

Component	Example A16 (% by weight)	Example A17 (% by weight)	Example A18 (% by weight)	Example A19 (% by weight)	Example A20 (% by weight)
Uvacure 1500			8		3.895
Epalloy 5000	28	32	40	28	49
UVR-6000	15		20	15	15
CN 2301					
CN 2302	26	26	15.1	15.1	15.1
Ebecryl 3605	24			24.9	
Ebecryl 3700					
Cyclomer A 400		20	10		10
SR 833S		5			
Tone 301		15			
E1				10	

Irgacure 184	2	2	2	2	2
UVI 6992	5	5	5	5	5
Stabilizer					
Total % by Weight	100	100	100.1	100	100

TABLE A VI

Component	Example A21 (% by weight)	Example A22 (% by weight)	Example A23 (% by weight)	Comparative Example A1 (% by weight)
Uvacure 1500	3.895	7.895		35
Epalloy 5000	49	45	52.895	
Heloxyl 48				16
Heloxyl 107				13.2
Heloxyl 84				8
UVR-6000	15			
OXT-101		15	15	
CN 2301		5		
CN 2302	15.1	10.1		
Ebecryl 3605		10	5	
Ebecryl 3700				6.3
Cyclomer A 400	10			
SR 399				6
SR 833S			20.1	
Dianol 320				8
Irgacure 184	2	2	2	2
UVI 6992	5	5	5	5.5
Stabilizer	0.005	0.005	0.005	0.01
Total % by Weight	100	100	100	100

TABLE A VII

Component	Source	Chemical Name
Uvacure 1500	UCB Surface Specialties	3,4-epoxycyclohexylmethyl 3',4'-epoxycyclohexanecarboxylate
Epalloy 5000	CVC Specialty Chemicals Inc.	Epoxidized Hydrogenated Bisphenol A
UVR-6000	Dow Chemical Co.	3-ethyl-3-hydroxymethyl-1-oxetane
DCA	Asahi Denka Co. Ltd.	3,4-epoxycyclohexylmethyl-3',4'-epoxycyclohexanecarboxylate
Cyclomer A400	Daicel Chemical Industries, Ltd.	3,4-epoxy-cyclohexylmethyl-acrylate
OXT-101	Toagosei Co. Ltd.	3-ethyl-3-hydroxymethyl-1-oxetane
OXT-121	Toagosei Co. Ltd.	1,4-Bis[3-ethyl-3-oxetanylmethoxy)methyl]benzene
OXT-221	Toagosei Co. Ltd.	Bis[1-ethyl-3-oxetanylmethyl]ether
CN 2301	Sartomer Co. Inc.	Hyperbranched polyester acrylate oligomer
CN 2302	Sartomer Co. Inc.	Hyperbranched polyester acrylate oligomer
Ebecryl 3605	UCB Surface Specialties	Partially acrylated bisphenol A epoxy
Ebecryl 3700	UCB Surface Specialties	Bisphenol-A epoxy diacrylate
SR 833S	Sartomer Co. Inc.	Tricyclodecane dimethanol diacrylate
Cyclomer A 400	Daicel Chemical Ind., Ltd.	3,4-epoxy-cyclohexylmethyl acrylate

E1	Perstorp Specialty Chemicals	Hyperbranched epoxy
Tone 301	Dow Chemical Co.	Trifunctional polyol
Dianol 320	Seppic	Propoxylated bisphenol A
Heloxy 48	Resolution Performance Products	Triglycidyl ether
Heloxy 107	Resolution Performance Products	Diglycidyl ether of cyclohexene dimethanol
Heloxy 84	Resolution Performance Products	Polyglycidyl ether of an aliphatic triol
Irgacure 184	Ciba Specialty Chemicals	1-hydroxycyclohexyl phenyl ketone
UVI 6992	Dow Chemical Co.	Mixed arylsulfonium hexafluorophosphate salts

Examples A1-A23 and Comparative Example A1 were prepared by combining the components and mixing at room temperature until the mixture was a homogeneous photocurable composition. As shown below in Table A VIII, the photocurable compositions according to the present invention have a viscosity suitable for photofabrication:

5

TABLE A VIII

Photocurable Composition	Viscosity at 25°C (cps)
Example A1	555
Example A2	465
Example A3	285
Example A4	410
Example A5	700
Example A7	565
Example A9	260
Example A10	325
Example A11	280
Example A12	460
Example A20	182
Example A21	200
Example A22	460

Three dimensional articles were then prepared from the photocurable compositions on a stereolithography machine. Examples A1-A20 and Comparative Example A1 were prepared on an SLA350 machine while Examples A21-A23 were prepared on an SLA7000 machine. The articles, having a layer thickness of 0.1 mm, were built using a depth of penetration ranging from about 4.8-7.3 mil and a critical energy ranging from about 6.3-25.5 mJ/cm². All articles generated by photocurable compositions according to the present invention had a green strength ranging from about 137-1337 MPa at 10 minutes and 243-1900 MPa at 60 minutes. In comparison, the article produced by a commercially available resin according to Comparative Example A1 had a green strength of 25 MPa at 10 minutes which did not increase with time. However, when the resin according to Comparative Example A1 was prepared using an antimony-containing cationic photoinitiator in place of the antimony-free

10

15

photoinitiator, the article produced had a green strength of 50 MPa at 10 minutes which further increased to 150 MPA after 60 minutes. Thus, replacing commercially available photocurable resins containing an antimony cationic photoinitiator with an antimony-free cationic photoinitiator will not produce a buildable resin due to low green strength. The green strengths of the articles are summarized in Table A IX below:

TABLE A IX

Photocurable Composition	Green Strength at 10 Minutes (MPa)	Green Strength at 60 Minutes (MPa)
Example A1	137	243
Example A2	182	330
Example A3	776	938
Example A4	1090	1309
Example A5	140	220
Example A9	286	361
Example A10	1337	1604
Example A11	458	565
Example A12	137	243
Example A13	330	
Example A18	585	
Example A19	1022	1198
Example A20	353	737
Example A21		737
Example A23	1190	1598
Comparative Example A1	25	25
Comparative Example A1 w/antimony-containing photoinitiator	50	150

Mechanical properties of the articles were measured using a United Testing Systems Tensile Tester. Specifications for the United Tensile Testing Tester are as follows:

Pre-Test Speed	5 mm/min
Pre-Load	0.05 kg
Test Speed	5 mm/min
Maximum Load	500 lbs
Extensometer	1 inch

“Pre-Test Speed” is the rate at which the three-dimensional article is pulled taut before the testing begins.

“Pre-Load” is the amount of force that is applied to the three-dimensional article (at the Pre-Test Speed) before the testing begins.

“Test Speed” is the rate at which the three-dimensional article is pulled apart during the test process.

“Maximum Load” is the maximum amount of force that the United Testing Systems Tensile Tester can use when testing a specimen.

- 5 “Extensimeter” is a device that grips the three-dimensional article between two teeth having a distance between the teeth of one inch. A spring on the extensimeter measures the distance to which the three-dimensional article is stretched.

The results are shown below in Tables A X-A XIV:

TABLE A X

Property (1.5 hours PCA oven)	Example A1	Example A2	Example A3
Flexural Strength (psi)	8604	7791	8097
Flexural Modulus (ksi)	315	278	279
Tensile Strength (psi)	5314	4810	5366
Tensile Modulus (ksi)	266	233	253
Tensile Elongation at Break (%)	22.7	19.2	19.0
Average Notched Izod Impact Resistance (ft lbs/in)	0.81	0.79	0.68

10

TABLE A XI

Property (1.5 hours PCA oven)	Example A4	Example A 5	Example A9
Flexural Strength (psi)	7442	8267	8842
Flexural Modulus (ksi)	249	261	286
Tensile Strength (psi)	5500	5189	6235
Tensile Modulus (ksi)	257	241	313
Tensile Elongation at Break (%)	16.1	8.7	7.6
Average Notched Izod Impact Resistance (ft lbs/in)	0.67	0.55	0.78

TABLE AXII

Property (1.5 hours PCA oven)	Example A10	Example A11	Example A12
Flexural Strength (psi)	10000	9027	
Flexural Modulus (ksi)	347	315	285
Tensile Strength (psi)	6418	5990	
Tensile Modulus (ksi)	323	306	268
Tensile Elongation at Break (%)	10	10.9	20
Average Notched Izod Impact Resistance (ft lbs/in)	0.70	0.78	0.81

TABLE A XIII

Property	Example A13	Example A16	Example A17
-----------------	--------------------	--------------------	--------------------

(1.5 hours PCA oven)			
Flexural Modulus (ksi)	241		
Tensile Strength (psi)	6382	6236	4061
Tensile Modulus (ksi)	309	340	123
Tensile Elongation at Break (%)	3.5	3-6	14.1

TABLE A XIV

Property (1.5 hours PCA oven)	Example A 19	Example A20
Flexural Strength (psi)		
Flexural Modulus (ksi)	156	289
Tensile Strength (psi)	6418	
Tensile Modulus (ksi)	323	
Tensile Elongation at Break (%)	10	5.5
Average Notched Izod Impact Resistance (ft lbs/in)	0.70	0.60

The low viscosity photocurable composition of the present invention can produce cured products with minimal change in mechanical properties and deformation rate over time, high dimensional accuracy and green strength, and excellent mechanical strength, heat resistance, moisture resistance and water resistance. The cured product is therefore suitable for use as a three-dimensional article, such as for example, a trial product for mechanical parts.

Although making and using various embodiments of the present invention have been described in detail above, it should be appreciated that the present invention provides many applicable inventive concepts that can be embodied in a wide variety of specific contexts. The specific embodiments discussed herein are merely illustrative of specific ways to make and use the invention, and do not delimit the scope of the invention.

15

EXAMPLES B

Tables B II- B V list the components of each photocurable composition labeled as Examples B2, B3, B5-B26 and Comparative Examples B1 and B4. The numbers in Tables B II-B V refer to the weight percent of each component based on the total weight of the photocurable composition. Table B VI provides identifying information for the trade names of the components of Tables BII-BV.

20

TABLE B II

Component	Comparative Ex. B1	Ex. B2 (wt. %)	Ex. B3 (wt. %)	Comparative Ex. B4	Ex. B5 (wt. %)
------------------	-------------------------------	---------------------------	---------------------------	-------------------------------	---------------------------

	(wt. %)			(wt. %)	
Uvacure 1500	56.96	56.96			48.9
Epalloy 5000			48.9	48.9	
OXT 101			15	15	15
CN 2301			5	5	5
SR 833S			20.1	20.1	20.1
CN120	18	18			
Albidur EP2240	3	3	4	4	4
Polymeg 1000	15	15			
UVI 6976	4.95			5	
UVI 6992		4.95	5		5
Irgacure 184	2	2	2	2	2
Stabilizers	0.095	0.095			
Total wt. %	100	100	100	100	100

TABLE B III

Component	Ex. B 6 (wt. %)	Ex. B7 (wt. %)	Ex. B8 (wt. %)	Ex. B9 (wt. %)	Ex. B10 (wt. %)	Ex. B11 (wt. %)	Ex. B12 (wt. %)	Ex. B13 (wt. %)
Epalloy 5000	48.9	39.6	63.9	53.9	38.6	74	87	90
OXT-101				10	25			
OXT-212	15	15						
CN 2301	5	5	5	5	5			
SR 833S	20.1	20.1	20.1	20.1	20.1	15	5	
Albidur EP 2240	4	4	4	4	4	4		
Cyclohexane Dimethanol		9.3						
UVI 6992	5	5	5	5	5	5	6	10
Irgacure 184	2	2	2	2	2	2	2	
Epoxy wt. %	52.9	43.6	67.9	57.9	42.6	78	87	90
Oxetane wt. %	15	15	0	10	25	0	0	0
Acrylate wt. %	25.1	25.1	25.1	25.1	25.1	15	5	0

TABLE B IV

Component	Ex. B 14 (wt. %)	Ex. B15 (wt. %)	Ex. B16 (wt. %)	Ex. B17 (wt. %)	Ex. B18 (wt. %)	Ex. B19 (wt. %)
Uvacure 5000	3.995	3.995	8.995	3.995	3.995	3.995
Epalloy 5000	49	49	49	49	49	49
OXT 101	15	25	15	15	15	15
CN 2302	15	15		10		
CN 2301			20		15	15
SR 833S	10			5		10
Ebecryl 3605				10	10	
UVI 6992	5	5	5	5	5	5
Irgacure 184	2	2	2	2	2	2
Stabilizers	0.005	0.005	0.005	0.005	0.005	0.005
Epoxy wt. %	52.995	52.995	57.995	53.995	52.995	52.995
Oxetane wt. %	15	25	15	15	15	15

Acrylate wt. %	25	15	20	24.04	24.04	25
Dendritic Acrylate wt. %	15	15	20	10	15	15

TABLE BV

Component	Ex. B20 (wt. %)	Ex. B21 (wt. %)	Ex. B22 (wt. %)	Ex. B23 (wt. %)	Ex. B24 (wt. %)	Ex. B25 (wt. %)	Ex. B26 (wt. %)
Uvacure 5000	3.995						
Epalloy 5000	49	48.9	52.9	63	53	38	48
OXT 101	15	15	15	15		15	15
CN 2302	15						
CN 2301							5
SR 833S		25.1	25.1	15	40	40	21
Albidur EP 2240		4					4
UVI 6992	5	5	5	5	5	5	5
Irgacure 184	2	2	2	2	2	2	2
Stabilizers	0.005						
Epoxy wt. %	53.995	52.9	52.9	63	53	38	52
Oxetane wt. %	15	15	15	15	0	15	15
Acrylate wt. %	15	25.1	25.1	15	40	40	26
Dendritic Acrylate wt. %	15	0	5	0	0	0	5

TABLE B VI

Component	Source	Chemical Name
Uvacure 1500	UCB Surface Specialties	3,4-epoxycyclohexylmethyl 3',4'-epoxycyclohexanecarboxylate
Epalloy 5000	CVC Specialty Chemicals Inc.	Epoxidized Hydrogenated Bisphenol A
Albidur EP 2240	Hanse Chemie	Silicone-epoxy particles in Bisphenol A epoxy resin
OXT-101	Toagosei Co. Ltd.	3-ethyl-3-hydroxymethyl-1-oxetane
OXT-212	Toagosei Co. Ltd.	3-Ethyl-3-[2-ethylhexyloxy)methyl]oxetane
Polymeg 1000	Penn Specialty Chemicals	Polytetramethylene ether glycol (M.W. 1000)
Cyclohexane Dimethanol	Sigma Aldrich	
CN 2301	Sartomer Co. Inc.	Hyperbranched polyester acrylate oligomer
CN 2302	Sartomer Co. Inc.	Hyperbranched polyester acrylate oligomer
Ebecryl 3605	UCB Surface Specialties	Partially acrylated bisphenol A epoxy
SR 833S	Sartomer Co. Inc.	Tricyclodecane dimethanol diacrylate
CN 120	Sartomer Co. Inc.	Bisphenol A based epoxy acrylate
Irgacure 184	Ciba Specialty Chemicals	1-hydroxycyclohexyl phenyl ketone
UVI 6992	Dow Chemical Co.	Mixed arylsulfonium hexafluorophosphate salts

The viscosity of several of the photocurable compositions was determined at 25° or 30° C using a Brookfield viscometer and the results are presented in Table B VII:

TABLE B VII

Photocurable Composition	Viscosity (cps)
Example B3	215 (at 30°C)
Example B6	155 (at 30°C)
Example B7	150 (at 30°C)
Example B8	600 (at 30°C)
Example B9	280 (at 30°C)
Example B10	125 (at 30°C)
Example B11	650 (at 30°C)
Example B12	820 (at 30°C)
Example B13	890 (at 30°C)
Example B14	285 (at 25°C)
Example B16	510 (at 25°C)
Example B17	465 (at 25°C)
Example B18	760 (at 325°C)
Example B19	410 (at 25°C)
Example B20	500 (at 25°C)
Example B21	465 (at 25°C)
Example B22	555 (at 25°C)
Example B24	520 (at 25°C)
Example B25	185 (at 25°C)
Example B26	330 (at 25°C)

5 Test models were then produced from the photocurable compositions on either a 3D Systems SLA 350 or 7000 stereolithography machine or using silicon molds. When using silicon molds, the liquid resin is cast in the mold and solidified under actinic radiation for 1 hour. Comparative Examples B1 and 4B and Examples B2, B3, B5, B11 and B14-B26 were prepared on an SLA 350 machine while Examples B3 and B6-B13 were prepared on an SLA
10 7000 machine. The photosensitivity of Examples B3 and B6-B13 was determined on a SLA 7000 machine.

The photosensitivity was determined on “window panes” by measuring the layer thickness of single layer test specimens produced at different laser energies. The layer thickness was then plotted against the logarithm of the applied irradiation energy to produce a working curve.
15 The slope of this curve was then determined to provide the depth of penetration (D_p , in mils). The energy value (E_c , in mJ/cm^2), or the point at which the working curve passes through the x-axis was also determined. The E_c is the energy at which gelling of the material takes place

as described in P. Jacobs, Rapid Prototyping and Manufacturing, Soc. Of Manufacturing Engineers, 1992, p. 270, which is incorporated herein by reference.

The green strength was determined by measuring the flexural modulus, at 1 mm deflexion, 10 minutes and 60 minutes after the models were produced. The glass transition temperature (T_g) was determined using dynamic mechanical analysis. Water resistance was determined by immersing the models in water at room temperature and determining the retained flexural modulus after 1 week.

Other physical properties of fully cured test models (postcured in a PCA oven for 90 minutes) were determined according to the following standard ASTM and ISO procedures which are herein incorporated by reference:

	<u>ASTM Standard</u>	<u>ISO Standard</u>
Tensile Properties (elongation to break, strength, modulus)	D 638	527
Flexural Properties (max. strength, modulus)	D 790	178
Notched Izod Impact (impact strength)	D 256	n/a
Bend Notched Impact (fracture toughness, stress intensity coefficient)	n/a	13586

TABLE BVIII

Property	Comparative Ex. B1	Ex. B2	Ex. B3	Comparative Ex. B4	Ex. B5
Green Strength at 10 minutes (MPa)	220	25	1113	1669	50
Green Strength at 60 minutes (MPa)	440	26	1553	1831	52
D _p (mils)			5.14	5.48	5.44
E _c (mJ/cm ²)			8.84	10.37	12.07
Tensile Modulus (MPa)			2188	2339	2242
Elongation to Break (%)			10	12	3.5
Tensile Strength (MPa)			45	46	30
Flexural Modulus (MPa)			2098	2063	2160
Flexural Strength (MPa)			67	66	50
Notched Izod Impact (ft. lbs/in)			0.95	0.54	0.52
T _g (°C)			55	69	70
Water Resistance (%)			76	80	80
DSC Exotherm Peak (°C)			313	213	315

TABLE B IX

Property	Ex. B3	Ex. B6	Ex. B7	Ex. B8	Ex. B9	Ex. B10	Ex.B11	Ex.B12	Ex.B13
D _p (mils)	5.22	5.22	2.21	4.50	4.65	4.52	4.94	3.16	3.00
E _c (mJ/cm ²)	18.64	28.1	19.03	14.56	16.14	15.94	9.09	57.46	68.88
E ₄ (mJ/cm ²)	40.082	60.488	116.753	35.427	38.081	38.653	20.42	203.835	261.008
E ₁₁ (mJ/cm ²)	153.074	231.390	2791.805	168.030	171.106	182.072	84.172	1868	2686.091
Tensile Modulus (MPa)	1515	452	136	1100	1430	2260	900	1250	1270
Elongation to Break (%)	2.91	8.1	30.6	2.6	2.8	2.8	1.3	2.5	3.1
Tensile Strength (MPa)	27.8	9.9	12.3	18.5	27.0	39.3	1.0	20.7	21.4
Flexural Modulus (MPa)	1522	300	77	632	1124	1580	730	1020	1240
Flexural Strength (MPa)	43.3	13.9	7.2	23.9	40.6	52.1	17.1	29.7	41.5

TABLE BX

Property	Ex. B3	Ex. B11	Ex. B14	Ex.B 15	Ex. B6	Ex. B17	Ex. B18	Ex. B19
Green Strength at 10 min. (MPa)	1190	15	776	*	*	182	576	1090
Green Strength at 60 min. (MPa)	1598	26	938	*	*	330	691	1309
D _p (mils)	5.55	5.55	7.28	8.27	4.69	4.86	6.08	6.50
E _c (mJ/cm ²)	10.22	12.43	25.46	41.46	7.14	6.31	12.23	13.91
E ₄ (mJ/cm ²)	21.01	25.56	44.10	67.25	16.75	14.37	23.61	25.74
E ₁₁ (mJ/cm ²)	74.15	90.21	115.4	156.8	74.52	60.67	74.67	75.56
Tensile Modulus (MPa)	2188	740	1744		620	1606	1503	1772
Elongation to Break (%)	10	8.1	19		7.6	19.2	9.8	15.1
Tensile Strength (MPa)	45	15.6	37		13	33	31	38
Flexural Modulus (MPa)	2098	634	1923		800	1916	2234	1717
Flexural Strength (MPa)	67	19	56		21	54	64	51
Notched Izod	0.95		0.68		0.4	0.79	0.70	0.67

Impact (ft. lbs/in)								
---------------------	--	--	--	--	--	--	--	--

* Too soft to measure

TABLE B XI

Property	Ex. B20	Ex. B21	Ex. B22	ExB23	Ex. B24	Ex.B25	Ex. B26
Green Strength at 10 min. (MPa)	423	1120	1343	734	443	1903	1104
Green Strength at 60 min. (MPa)	581	1322	1353	899	551	2150	1265
D _p (mils)	7.51	5.09	5.65	5.79	7.49	5.66	5.71
E _c (mJ/cm ²)	28.87	7.07	5.69	8.13	9.9	5.71	10.16
E ₄ (mJ/cm ²)	49.18	15.51	11.55	16.22	16.89	11.58	20.47
E ₁₁ (mJ/cm ²)	125	61.37	39.87	54.35	43	39.87	69.75
Tensile Modulus (MPa)	1344	1344			1590	2578	2220
Elongation to Break (%)	18.9	25.1			5.0	6.7	9.0
Tensile Strength (MPa)	22	28			34.2	53	45.1
Flexural Modulus (MPa)	1627	1669			1613	2260	2000
Flexural Strength (MPa)	47	45			49	75	62.7
Notched Izod Impact (ft. lbs/in)	1.06	0.78			0.41	0.39	0.61

Comparative Example B1 (which is similar to a commercially available photocurable composition) and Example B2 above demonstrate that simply substituting an antimony cationic photoinitiator with an antimony-free photoinitiator produces an article having insufficient green strength. Furthermore, Example B3 demonstrates the improved impact resistance that is achieved from cured articles produced from the photocurable composition of the present invention as compared to Comparative Example B4. Moreover, Examples B3 and B5 demonstrate that the photocurable compositions of the present invention are much more stable since the DSC exotherm peak (which indicates thermal stability of the mixture) for these compositions is much higher than DSC exotherm peak for the composition containing antimony (i.e. Comparative Example B4).

EXAMPLES C

Table CII lists the components of a photocurable composition according to the present invention and labeled as Example C1. The numbers in Table CII refer to the weight percent of each component based on the total weight of the photocurable composition. Table CIII provides identifying information for the trade names of the components of Table CII.

TABLE C II

Component	Example C1 (wt. %)
Epalloy 5000	52.9
OXT-101	15
CN 2301	5
SR 833S	20.1
UVI 6992	5
Irgacure 184	2

TABLE C III

Component	Source	Chemical Name
Epalloy 5000	CVC Specialty Chemicals Inc.	Epoxidized Hydrogenated Bisphenol A
OXT-101	Toagosei Co. Ltd.	3-ethyl-3-hydroxymethyl-1-oxetane
CN 2301	Sartomer Co. Inc.	Hyperbranched polyester acrylate oligomer
SR 833S	Sartomer Co. Inc.	Tricyclodecane dimethanol diacrylate
Irgacure 184	Ciba Specialty Chemicals	1-hydroxycyclohexyl phenyl ketone
UVI 6992	Dow Chemical Co.	Mixed arylsulfonium hexafluorophosphate salts

The viscosity of the photocurable composition and a commercially available acrylate-containing photocurable composition (hereinafter referred to as "Comparative Example C") were determined at 30° C using a Brookfield viscometer. Test models were then produced from the photocurable compositions of Example C1 and Comparative Example C on an SLA 7000 stereolithography machine. The test models were conditioned for 3-5 days at 23°C and 50% RH before mechanical testing.

The photosensitivity of the photocurable compositions was determined as explained in Examples B description.

Other physical properties of fully cured test were determined according to ISO standards explained in Examples B.

TABLE C IV

Property	Example C1	Comparative Example C
Viscosity at 30°C (cPs)	205	1090
D _p (mils)	6.10	6.3
E _c (mJ/cm ²)	13.95	4.3
Tensile Modulus (MPa)	2000	1045
Elongation to Break (%)	4.2	6.0
Tensile Strength (MPa)	35.5	26.5
Flexural Modulus (MPa)	2080	1160
Flexural Strength (MPa)	75	52
Bend Notched Impact, G _{1C} (J/m ²)	915	417
Bend Notched Impact, K _{1C} (MPa/m ^{1/2})	1.55	0.75
Heat Deflection Temperature at 0.45 Mpa (°C)	47.6	50.4
Curl Distortion (mm)	0.186	1.776

The results above demonstrate that the viscosity of Example C1 is much lower than Comparative Example C (which is similar to a commercially available acrylate-containing photocurable composition). Furthermore, the results demonstrate the improved impact resistance in the test model produced from the photocurable composition of Example C1 as compared to Comparative Example C. The Example C1 test model is therefore much less brittle than the test model of Comparative Example. Finally, the accuracy of the test model produced from the photocurable composition of Example C1 is much improved when compared to the test model produced from the photocurable composition of Comparative Example C as demonstrated by the ten-fold reduction in the curl distortion.

EXAMPLES D

The formulations indicated in the examples D are prepared by mixing the components, with a stirrer at room temperature, until a homogeneous composition is obtained. The physical data relating to the formulations are obtained as described below.

Test specimens have been manufactured using either SLA350 (examples D5 to D13) or SLA7000 (examples D1-D4, D32-D37) machines, both from 3D Systems, or cured in a mold at room temperature in a UV-oven for 1h 30 min (examples D14-D31).

After fabrication in the SLA machines, specimens are cleaned using isopropanol, dried, and post-cured in a 3D-Systems Post-Curing Apparatus (PCA) for 1h 30 min to allow full cure of the resin. Test specimens are conditioned for 3-5 days at 23°C, 50%RH before mechanical testing.

- 5 Mechanical testing of fully cured parts is being done according to ISO or ASTM standards. Examples D1-D4, D32-D37 have been tested according to ISO standards. Examples D5-D13 have been tested according to ASTM standards.

The viscosity of the liquid mixtures is determined at 25°C or 30°C, using a Brookfield viscometer (mPa.s):

10

TABLE D I

Examples	Viscosity at 30°C	Examples	Viscosity at 30°C	Examples	Viscosity at 25°C
D1	60	D24	170	D5	280
D2	150	D25	160	D6	285
D3	80	D26	155	D7	230
D4	160	D27	150	D8	270
D14	145	D28	170	D9	270
D15	130	D29	155	D10	200
D16	145	D30	155	D11	250
D17	100	D31	165	D12	245
D18	100	D32	350	D13	310
D19	210	D33	570		
D20	130	D34	120		
D21	110	D35	230		
D22	90	D36	70		
D23	70	D37	145		

Raw Materials used in Examples D are reported in table DII

TABLE D II

Trade Name	Source	Chemical Name
Uvacure 1500	Cytec	3,4 epoxy cyclohexylmethyl 3', 4' epoxy cyclohexanecarboxylate
Epalloy 5000	CVC Chemicals	Hydrogenated bisphenol A diglycidyl ether
OXT-101	Toagosei	3-ethyl-3hydroxymethyl oxetane
Grilonite F-713	EMS - Primid	Polytetrahydrofuran diglycidyl ether
polyBD 605E	Sartomer Co.	Hydroxyl-terminated epoxydised polybutadiene (MW ca. 1300)

k-flex 188	King Industries	Polyester polyol
Terathane 1000	Invista	Polytetramethylene ether glycol (MW ca. 1000)
Terathane 250	Invista	Polytetramethylene ether glycol (MW ca. 250)
Acclaim 12200	Bayer	Polyether-based polyol (MW ca. 11200)
Diethylene glycol	Sigma-Aldrich	
CN2301	Sartomer Co.	Hyperbranched polyester acrylate oligomer
CN2302	Sartomer Co.	Hyperbranched polyester acrylate oligomer
SR833S	Sartomer Co.	Tricyclodecane Dimethanol diacrylate
CN 131	Sartomer Co.	Aromatic monoacrylate
SR 306	Sartomer Co.	Tripropylene glycol triacrylate
SR399	Sartomer Co.	Dipentaerythrytol pentacrylate
SR495	Sartomer Co.	Caprolactone acrylate
Nanopox A610	Nano Resins	Silica nanoparticules modified Cycloaliphatic epoxy resin
Nanobyk-3601	Byk Chemie	Alumina nanoparticules dispersed in tripropylene glycol diacrylate
Nanofine	Solvay	Baryum sulfate nanoparticules
UVI6976	Dow Chemicals Company	Mixture of $\text{PhS}-(\text{C}_6\text{H}_4)-\text{S}^+\text{Ph}_2$ SbF_6^- and $\text{Ph}_2\text{S}^+-(\text{C}_6\text{H}_4)\text{S}(\text{C}_6\text{H}_4)-\text{S}^+\text{Ph}_2-(\text{SbF}_6^-)_2$
UVI6992	Dow Chemicals Company	Mixture of $\text{PhS}-(\text{C}_6\text{H}_4)-\text{S}^+-\text{Ph}_2$ PF_6^- and $\text{Ph}_2\text{S}^+-(\text{C}_6\text{H}_4)-\text{S}-(\text{C}_6\text{H}_4)-\text{S}^+\text{Ph}_2$ $(\text{PF}_6^-)_2$
Esacure 1064	Lamberti	Mixture of $\text{PhS}-(\text{C}_6\text{H}_4)-\text{S}^+-\text{Ph}_2$ PF_6^- and $\text{Ph}_2\text{S}^+-(\text{C}_6\text{H}_4)-\text{S}-(\text{C}_6\text{H}_4)-\text{S}^+\text{Ph}_2$ $(\text{PF}_6^-)_2$
Irgacure 184	Ciba Specialty Chemicals	1-hydroxycyclohexyl phelyl ketone
Irganox 1035	Ciba	Antioxidant and heat stabiliser

TABLE D III

example	D1	D2	D3	D4
Epalloy 5000		48		38
Uvacure 1500	48		38	
Oxt-101	15	15	15	15
SR833	30	30	30	30
terathane 1000			10	10
Irgacure 184	2	2	2	2
Esacure 1064	5	5	5	5

TABLE D IV

example	D5	D6	D7	D8	D9	D10	D11	D12	D13
Epalloy 5000	50	50	50	60	58	47	50	50	50
Oxt-101	15	15	15	18	17	18	15	10	15
SR833	20	18	28	15	18	28	20	28	20
CN2302	3	5							
CN2301	5	5							
CN131							8		
k-flex 188								5	
Irgacure 184	2	2	2	2	2	2	2	2	2

UVI6992	5	5	5	5	5	5	5	5	5
---------	---	---	---	---	---	---	---	---	---

TABLE D V

example		D1	D2	D3	D4
Dp	Mil	5.79	5.91	5.78	4.52
Ec	mJ/cm ²	10.89	12.36	14.34	17.15
E4	mJ/cm ²	21.73	24.32	28.63	41.55
E11	mJ/cm ²	72.80	79.48	96	195.45
Tensile modulus	MPa	2090	2375	2159	383
Elongation to break	%	3.06	3.2	3.9	18.9
Tensile strength	MPa	39	46	45	16
Flexural modulus	MPa	1970	1960	2280	300
Flexural strength	MPa	61	83	94	21
Fracture toughness (G1C)	J/m ²	0.38	0.61	1.143	0.51
Stress intensity coefficient (K1C)	MPa√m	63	158	501	752
HDT at 0.45 MPa	°C	55.2	50.2	54.5	38.2
Tg (DMA)	°C	71.1	63.5	61	52.6

TABLE D VI

example		D5	D6	D7	D8	D9	D10	D11	D12	D13
Dp	Mil	n/a	n/a	6.82	6.34	5.98	6.63	n/a	n/a	n/a
Ec	mJ/cm ²	n/a	n/a	6.41	8.45	5.86	7.38	n/a	n/a	n/a
E4	mJ/cm ²	n/a	n/a	11.53	15.88	11.4	13.5	n/a	n/a	n/a
E11	mJ/cm ²	n/a	n/a	32.17	47.92	36.87	38.77	n/a	n/a	n/a
Tensile modulus	MPa	2565	2455	2420	2186	2303	2358	2372	2241	2392
Elongation to break	%	8.4	6.6	11.4	10.7	6.1	11.2	6.5	8.3	10.3
Tensile strength	MPa	55	52	52	46	47	51	48	48	50
Flexural modulus	MPa	2000	2400	2360	1930	2100	2100	2490	2160	2460
Flexural strength	MPa	69	79	80	69	74	71	82	75	80
Notched Izod impact	Ft.lbs/in	0.61	0.62	0.71	1.0	0.80	0.73	0.78	0.79	0.85

5

TABLE D VII

example	D14	D15	D16	D17	D18
Uvacure 1500	59.4	53.46	53.46	45.45	45.45
OXT-101				15	15

SR 399	17	15.3	15.3	13	13
SR 495		10		8.5	
SR 306			10		8.5
Terathane 250	18	16.2	16.2	13.77	13.77
Irgacure 184	2.3	2.07	2.07	1.76	1.76
UVI6976	3.1	2.79	2.79	2.37	2.37
Irganox 1035	0.2	0.18	0.18	0.15	0.15

TABLE D VIII

example	D19	D20	D21	D22	D23
Uvacure 1500	59.4	53.46	53.46	45.45	45.45
OXT-101				15	15
SR 399	17	15.3	15.3	13	13
SR 495		10		8.5	
SR 306			10		8.5
Terathane 250	18	16.2	16.2	13.77	13.77
Irgacure 184	2.3	2.07	2.07	1.76	1.76
Esacure 1064	3.1	2.79	2.79	2.37	2.37
Irganox 1035	0.2	0.18	0.18	0.15	0.15

- 5 Clarity on samples D14 – D23 is evaluated by measuring total transmission (ratio of the overall amount of light going through the material to the incident quantity of light. It is reduced by reflexion and transmission. Measurements have been performed on a hazemeter Haze Guard plus (BYK Gardner) on disks samples (0.004 mm thick, and ϕ 40 mm). Highest clarity is shown by a higher clarity number.

10

TABLE D IX

example	D14	D15	D16	D17	D18
clarity	87.1	91.1	90.8	90.8	90.5

TABLE D X

example	D19	D20	D21	D22	D23
clarity	82.3	88.7	86	86.8	84.5

15

TABLE D XI

example	D24	D25	D26	D27
Epalloy 5000	43	38	33	28
Oxt-101	15	15	15	15
SR833	30	30	30	30

Nanopox A610	5	10	15	20
Irgacure 184	2	2	2	2
Esacure 1064	5	5	5	5

TABLE D XII

example	D28	D29	D30	D31
Epalloy 5000	48	48	48	47
Oxt-101	15	15	15	15
SR833	29.5	28	26	30
Nanobyk 3601	0.5	2	4	
Nanofine				1
Irgacure 184	2	2	2	2
Esacure 1064	5	5	5	5

5

TABLE D XIII

example		D24	D25	D26	D27
Dp	Mil	5.81	5.57	5.84	5.56
Ec	mJ/cm ²	11.65	10.67	11.54	10.82
E4	mJ/cm ²	23.20	21.87	22.90	22.21
E11	mJ/cm ²	77.49	76.78	75.93	78.16
Tensile modulus	MPa	1540	1570	1730	2210
Elongation to break	%	3	3.1	2.9	2.9
Tensile strength	MPa	28	30	31	39
Flexural modulus	MPa	1240	1665	1760	2050
Flexural strength	MPa	50	64	60	63
Fracture toughness (G1C)	J/m ²	0.64	0.55	0.70	0.40
Stress intensity coefficient (K1C)	MPa√m	280	162	232	70
HDT at 0.45 MPa	°C	45.4	45.6	45.6	48.8

TABLE D XIV

example		D28	D29	D30	D31
Dp	Mil	6.29	6.22	5.67	6.39
Ec	mJ/cm ²	13.83	15.69	15.28	15.3
E4	mJ/cm ²	26.13	29.85	30.95	28.60
E11	mJ/cm ²	79.55	92.00	106.49	85.49
Tensile modulus	MPa	2380	2170	1340	1940
Elongation to break	%	2.9	3.0	3.0	2.3
Tensile strength	MPa	45	42	26	31
Flexural modulus	MPa	2135	1720	1000	1380
Flexural strength	MPa	68	48	31	39
Fracture toughness (G1C)	J/m ²	1.151	1.186	0.551	0.77
Stress intensity coefficient (K1C)	MPa√m	539	695	260	330
HDT at 1.80 MPa	°C	43.4	41.7	39	41.7

EXAMPLE E

Test specimens of formulation B6 have been fabricated on a SLA350 and conditioned at 23°C, 50 to 60%RH. Impact strength values given are average over 10 specimens.

- 5 The table below reports the evolution of impact strength over a period of over 5 months. This is a tremendous result, as it is well known that currently commercially available SL resins produce parts that undergo dark cure over time, and lose impact resistance within weeks of being fabricated.

TABLE E

10

		5 days	30 days	159 days
Notched izod impact strength	Ft.lbs/in	0.93	0.91	0.92

EXAMPLES F

- Suitable jettable compositions are shown in table F1. These compositions have a viscosity of 10 to 12 cps at 70°C and are stable jettable using the SPECTRA NOVAJET device; they have reasonable sensitivity and good jettable properties. More details on jettable formulations can be found in WO 03/09947 A1, the content of which is incorporated herein by reference. Preferably, the jettable composition is a fully curable jettable composition having a viscosity less than 30cps at a temperature within the range of 15-180 C, more preferably at a temperature of 15-100 C, e.g. 60-80 C, which composition comprises:

- 20 (A) at least one low viscosity reactive resin selected from the group consisting of compounds containing an oxetane ring, cycloaliphatic epoxy resins, tetrahydrofurans, hexahydropyrans and mono-functional (meth)acrylates, preferably said resin having a molecular weight of not greater than 300 Daltons, e.g. 250 Daltons or less, and preferably a viscosity at a temperature in the said range of less than 30 cps, e.g. 5 to 15 cps;
- 25 (B) at least one higher viscosity resin selected from the group consisting of epoxy resins, compounds containing an oxetane ring and acrylates, which resin acts to thicken the low viscosity resin and strengthen a jetted deposit of the composition, the higher viscosity resin having: a viscosity greater than twice that of the low viscosity resin at the said temperature in

the range stated above, and a functionality of greater than or equal to 2;

(C) optionally, at least one curable toughener, preferably having a functionality of at least 2, such as hydroxy, epoxy, acrylate or other reactive functionalised polymer/oligomer (e.g. derived by functionalising poly(tetrahydrofuran), polycaprolactone, polycarbonate diol, or a
5 dendrimeric polyol;

(D) at least one initiator for the polymerisation of the resins, and

(E) optionally at least one stabiliser for delaying the curing of the resins of the composition;

wherein the low viscosity resin is slower to react than the higher viscosity resin and acts to solvate the higher viscosity resin prior to curing and at least partly during curing and wherein

10 at least 30 % of the components A and B are cationically curable resins.

The compositions can be jetted from piezo electric printing heads under the control of a computer program to form a multi-layered article, e.g. a three dimensional article, in which the adjacent droplets merge and are cured homogeneously together

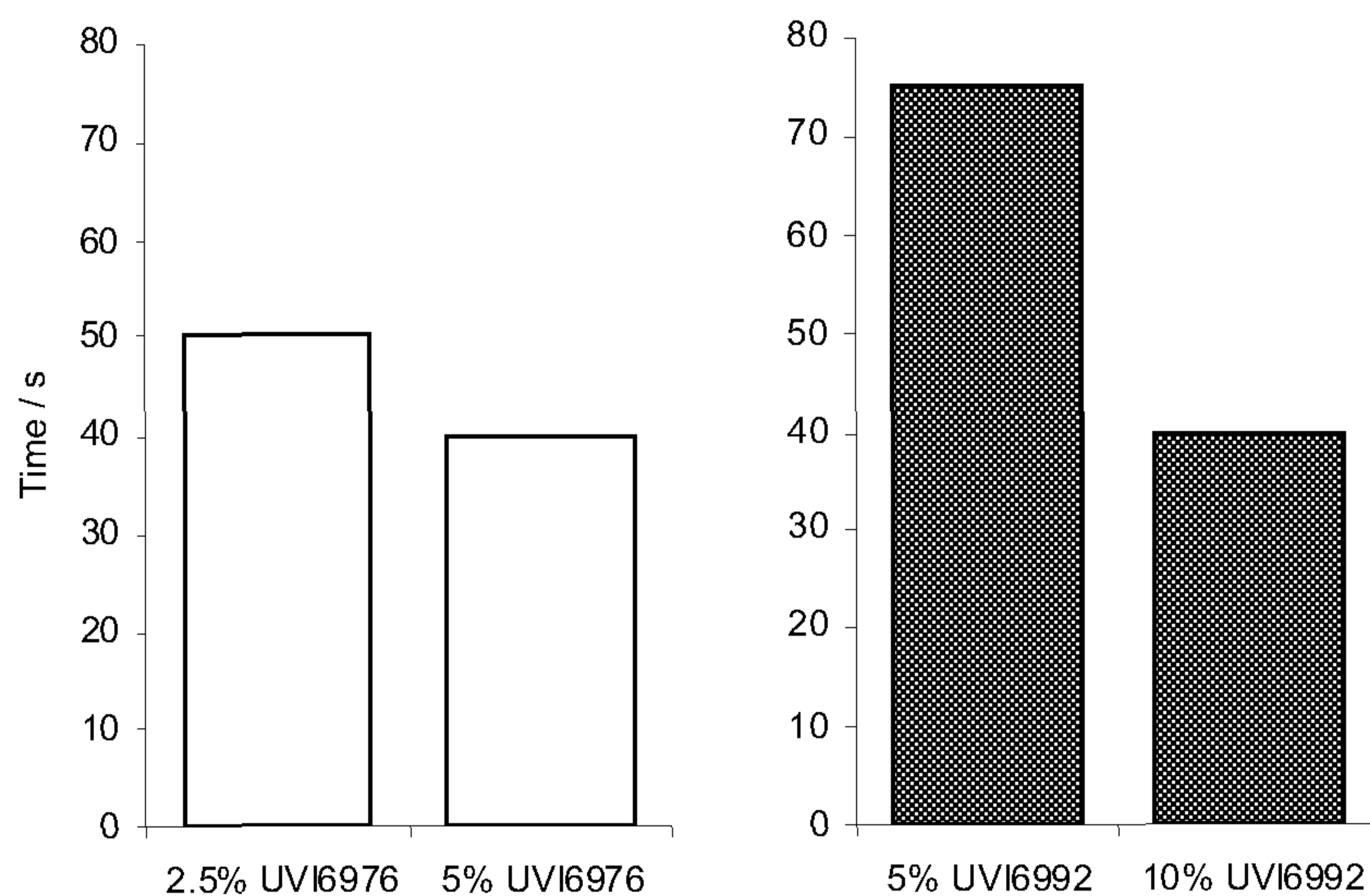
TABLE F1

	F1	F2	F3	F4
UV1500	50	51.5	50	47
UVR6000	45	46	45	43
UVI6976	5	2.5		
UVI6992			5	10

15

Cure speed of jetted compositions F1 to F4 (table F1) have been measured and results are presented in Graph F:

GRAPH F



Time/s means time to cure in seconds: 50 s for 2.5% UVI6976, 40 s for 5% UVI6976, 75 s
 5 for 5% UVI6992, 40 s for 5% UVI6992.

Aging tests at 60°C have been performed. A number of formulations were subjected to this testing (table F2). As shown in this disclosure, formulations using PF6 salts are more stable than formulations containing SbF6 salts, while having similar cure speeds.

TABLE F2

	F5	F6	F7	F8	F9	F10	F11	F12	F13
UV1500	95			50					
UVR6105		95			50	50	95	90	
UVR6107			95						
UVR6128									95
UVR6000				45	45	45			
UVR6976	5	5	5	5	5				5
UVR6992						5	5	10	

TABLE F3

Formulation	Initial Viscosity / mPa.s	1 week @ 60 °C / mPa.s
F5	220	900
F6	160	5100
F7	290	410
F8	50	Solid
F9	50	Solid
F10	25	85
F11	128	138
F12	205	225
F13	590	650

31928-4

58

CLAIMS:

1. A photocurable composition comprising:
 - (a) 35-80% by weight of a cationically curable component;
 - (b) 15-60% by weight of a free radically active component;
 - 5 (c) 0.1-10% by weight of an antimony-free cationic photoinitiator;
 - (d) 0-10% by weight of a free radical photoinitiator; and
 - (e) 0-40% by weight of one or more toughening agents
- wherein the percent by weight is based on the total weight of the photocurable composition, the free radically active component comprises at least one dendritic polymer acrylate
10 compound, and the photocurable composition has a viscosity of less than 500 cps.
2. The photocurable composition according to claim 1 wherein the free radically active component further comprises a poly(meth)acrylate.
3. The photocurable composition according to claim 2 wherein the poly(meth)acrylate comprises a difunctional acrylate compound.
- 15 4. The photocurable composition according to any one of claims 1 to 3 wherein the free radically active component further comprises an epoxy functionalized compound.
5. The photocurable composition according to any one of claims 1 to 4 wherein the cationically curable component comprises a hydrogenated bisphenol epoxy-containing compound.
- 20 6. The photocurable composition according to claim 5 wherein the cationically curable component further comprises an oxetane compound.

31928-4

59

7. The photocurable composition according to any one of claims 1 to 6 wherein the antimony-free cationic photoinitiator is a triarylsulfonium hexafluorophosphate salt.
8. The photocurable composition according to any one of claims 1 to 7 wherein the photocurable composition comprises 0.01-40% by weight of one or more toughening
5 agents.
9. The photocurable composition according to claim 8 wherein the toughening agent comprises reactive particles comprising a polysiloxane core and a shell containing reactive groups.
10. The photocurable composition according to any one of claims 1 to 9 wherein
10 the photocurable composition has a viscosity in the range of 50-500 cps.
11. The photocurable composition according to any one of claims 1 to 10 wherein the photocurable composition, after cure by exposure to actinic radiation and optionally heat, has a notched izod impact between 0.6 ft. lbs/in and 1.1 ft. lbs/in.
12. The photocurable composition according to any one of claims 1 to 10 wherein
15 the photocurable composition, after cure by exposure to actinic radiation and optionally heat, has a notched izod impact of at least 0.6 ft. lbs/in.
13. A photocurable composition comprising:
- (a) 35-80% by weight of a cationically curable component;
 - (b) 15-60% by weight of a free radically active component comprising (i) at
20 least one poly(meth)acrylate compound and (ii) at least one dendritic polymer acrylate compound;
 - (c) 0.1-10% by weight of an antimony-free cationic photoinitiator;
 - (d) 0-10% by weight of a free radical photoinitiator;

31928-4

60

(e) 0-40% by weight of one or more toughening agents

wherein the percent by weight is based on the total weight of the photocurable composition and wherein the photocurable composition, after cure by exposure to actinic radiation and optionally heat has at least one of a tensile strength of at least 30 MPa, a flexural modulus
5 within the range from about 1000-2300 MPa, a notched izod impact of at least 0.6 ft. lbs/in, and/or an average elongation at break of at least 5%.

14. The photocurable composition according to claim 13 wherein the poly(meth)acrylate comprises a difunctional acrylate compound.

15. The photocurable composition according to claim 13 or 14 wherein the free
10 radically active component further comprises an epoxy functionalized compound.

16. The photocurable composition according to any one of claims 13 to 15 wherein the cationically curable component comprises a hydrogenated bisphenol epoxy-containing compound.

17. The photocurable composition according to claim 16 wherein the cationically
15 curable component further comprises an oxetane compound.

18. The photocurable composition according to any one of claims 13 to 17 wherein the photocurable composition comprises 0.01-40% by weight of one or more toughening agents.

19. The photocurable composition according to any one of claims 13 to 18 wherein
20 the photocurable composition comprises 0.01-40% by weight of one or more toughening agents and the photocurable composition, after cure by exposure to actinic radiation and optionally heat, has a notched izod impact of at least 0.6 ft. lbs/in.

20. A process for producing a non-toxic photocurable composition comprising mixing together

31928-4

61

(a) 35-80% by weight of a cationically curable component;

(b) 15-60% by weight of a free radically active component comprising (i) at least one poly(meth)acrylate compound and (ii) at least one dendritic polymer acrylate compound;

5 (c) 0.1-10% by weight of an antimony-free cationic photoinitiator;

(d) 0-10% by weight of a free radical photoinitiator; and optionally

(e) 0-40% by weight of one or more toughening agents,

wherein the photocurable composition has a viscosity of less than 500 cps.

21. A process for producing an antimony-free three dimensional article
10 comprising:

(a) forming a first layer of the photocurable composition according to any one of claims 1 to 12 on a surface;

(b) exposing the layer imagewise to actinic radiation to form an imaged cross-section, wherein the radiation is of sufficient intensity to cause substantial curing of the layer
15 in the exposed areas;

(c) forming a second layer of the composition according to any one of claims 1 to 12 on the previously exposed imaged cross-section;

(d) exposing the second layer from step (c) imagewise to actinic radiation to form an additional imaged cross-section, wherein the radiation is of sufficient intensity to
20 cause substantial curing of the second layer in the exposed areas and to cause adhesion to the previously exposed imaged cross-section; and

(e) repeating steps (c) and (d) a sufficient number of times in order to build up the three-dimensional article.

31928-4

62

22. The process according to claim 21 wherein the photocurable composition comprises 0.01-40% by weight of one or more toughening agents.
23. The process according to claim 22, wherein the toughening agent comprises reactive particles having a polysiloxane core and a shell containing reactive groups.
- 5 24. The process according to claim 22 or 23 wherein the photocurable composition has a viscosity in the range of 50-500 cps.
25. A three-dimensional medical article produced according to the process according to any one of claims 21 to 24.
- 10 26. The three-dimensional medical article according to claim 25 wherein the medical article is a medical device, medical model or medical implant, successfully meeting the requirements of USP 28, NF 23, for the biological tests for plastics, class VI, 70°C.
27. An antimony-free three-dimensional article produced by the process according to any one of claims 21 to 24.
- 15 28. A process for producing a three-dimensional article by jet printing comprising the steps of:
- (a) applying successive droplets of the photocurable composition according to any one of claims 1 to 12 at targeted locations on a substrate in accordance with a desired shape stored on a computer file;
 - (b) exposing the droplets to electromagnetic radiation to cure the droplets in
20 the exposed areas;
 - (c) repeating steps (a) and (b) a sufficient number of times in order to build up the three-dimensional article.

31928-4

63

29. The process according to claim 28 wherein the substrate comprises paper, textiles, tiles, printing plates, wallpaper, plastic, powder, paste or a reactive resin, liquid or already partly cured.

30. The process according to claim 28 or 29 wherein the photocurable composition
5 is exposed to electromagnetic radiation pixel by pixel, line by line, layer by layer, after several layers have been formed, and/or after all layers have been formed.

31. The process according to any one of claims 28 to 30 wherein the electromagnetic radiation employed is UV light, microwave radiation, visible light, or laser beams.

10 32. A photocurable composition comprising:

(a) 35-80% by weight of a cationically curable component which comprises an oxetane compound;

(b) 15-60% by weight of a free radically active component which is not dipentaerythritol hexaacrylate;

15 (c) 0.1-10% by weight of an antimony-free cationic photoinitiator;

(d) 0-10% by weight of a free radical photoinitiator; and

(e) 0-40% by weight of one or more toughening agents

wherein the percent by weight is based on the total weight of the photocurable composition and the photocurable composition has a viscosity of less than 500 mPa·s (cps).

20 33. The photocurable composition according to claim 32 wherein the free radically active component comprises a poly(meth)acrylate.

34. The photocurable composition according to claim 33 wherein the poly(meth)acrylate comprises a difunctional acrylate compound.

31928-4

64

35. The photocurable composition according to any one of claims 32 to 34, wherein the free radically active component further comprises an epoxy functionalized compound.
36. The photocurable composition according to any one of claims 32 to 35,
5 wherein the cationically curable component comprises a hydrogenated bisphenol epoxy-containing compound.
37. The photocurable composition according to any one of claims 32 to 36, wherein the antimony-free cationic photoinitiator is a triarylsulfonium hexafluorophosphate salt.
- 10 38. The photocurable composition according to any one of claims 32 to 37, wherein the photocurable composition comprises 0.01-40% by weight of one or more toughening agents.
39. The photocurable composition according to claim 38 wherein the toughening agent comprises reactive particles comprising a polysiloxane core and a shell containing
15 reactive groups.
40. Cured composition having at least one of the properties selected from

a tensile strength of at least 30 MPa,

a flexural modulus within the range from 1000 to 2300 MPa or

an average elongation at break of at least 5%,

20 obtained by curing with exposure to actinic radiation and optionally heating of a photocurable composition comprising:

(a) 35-80% by weight of a cationically curable component which comprises an oxetane compound;

31928-4

65

(b) 15-60% by weight of a free radically active component which is not dipentaerythritol hexaacrylate comprising

(i) at least one poly(meth)acrylate compound and optionally

(ii) at least one dendritic polymer acrylate compound;

5 (c) 0.1-10% by weight of an antimony-free cationic photoinitiator;

(d) 0-10% by weight of a free radical photoinitiator;

(e) 0-40% by weight of one or more toughening agents

wherein the percent by weight is based on the total weight of the photocurable composition and wherein the photocurable composition has a viscosity of less than 500 mPa·s (cps).

10 41. Cured composition according to claim 40 wherein the poly(meth)acrylate comprises a difunctional acrylate compound.

42. Cured composition according to claim 40 or 41 wherein the free radically active component further comprises an epoxy functionalized compound.

15 43. Cured composition according to any one of claims 40 to 42 wherein the cationically curable component comprises a hydrogenated bisphenol epoxy-containing compound.

44. Cured composition according to any one of claims 40 to 43 wherein the photocurable composition comprises 0.01-40% by weight of one or more toughening agents.

20 45. A process for producing a non-toxic photocurable composition comprising mixing together

(a) 35-80% by weight of a cationically curable component which comprises an oxetane compound;

31928-4

66

(b) 15-60% by weight of a free radically active component which is not dipentaerythritol hexaacrylate comprising

(i) at least one poly(meth)acrylate compound and optionally

(ii) at least one dendritic polymer acrylate compound;

5 (c) 0.1-10% by weight of an antimony-free cationic photoinitiator;

(d) 0-10% by weight of a free radical photoinitiator; and optionally

(e) 0-40% by weight of one or more toughening agents wherein the percent by weight is based on the total weight of the photocurable composition and wherein the photocurable composition has a viscosity of less than 500 mPa·s (cps).

10 46. A process for producing an antimony-free three-dimensional article comprising:

(a) forming a first layer of the photocurable composition according to any one of claims 32 to 39 on a surface;

15 (b) exposing the layer imagewise to actinic radiation to form an imaged cross-section, wherein the radiation is of sufficient intensity to cause substantial curing of the layer in the exposed areas;

(c) forming a second layer of the composition according to any one of claims 32 to 39 on the previously exposed imaged cross-section;

20 (d) exposing the second layer from step (c) imagewise to actinic radiation to form an additional imaged cross-section, wherein the radiation is of sufficient intensity to cause substantial curing of the second layer in the exposed areas and to cause adhesion to the previously exposed imaged cross-section; and

31928-4

67

(e) repeating steps (c) and (d) a sufficient number of times in order to build up the three-dimensional article.

47. The process according to claim 46 wherein the photocurable composition comprises 0.01-40% by weight of one or more toughening agents.

5 48. A three-dimensional medical article produced according to the process according to claim 46 or 47.

49. The three-dimensional medical article according to claim 48 wherein the medical article is a medical device, medical model or medical implant, successfully meeting the requirements of USP 28, NF 23, for the biological tests for plastics, class VI, 70°C.

10 50. An antimony-free three-dimensional article produced by the process according to claim 46 or 47.

51. A process for producing a three-dimensional article by jet printing comprising the steps of:

15 (a) applying successive droplets of the photocurable composition according to any one of claims 32 to 39 at targeted locations on a substrate in accordance with a desired shape stored on a computer file;

(b) exposing the droplets to electromagnetic radiation to cure the droplets in the exposed areas;

20 (c) repeating steps (a) and (b) a sufficient number of times in order to build up the three-dimensional article,

52. The process according to claim 51 wherein the substrate comprises paper, textiles, tiles, printing plates, wallpaper, plastic, powder, paste or a reactive resin, liquid or already partly cured.

31928-4

68

53. The process according to claim 51 or 52 wherein the photocurable composition is exposed to electromagnetic radiation pixel by pixel, line by line, layer by layer, after several layers have been formed, and/or after all layers have been formed.

54. The process according to any one of claims 51 to 53 wherein the
5 electromagnetic radiation employed is UV light, microwave radiation, visible light, or laser beams.