

**(12) STANDARD PATENT**  
**(19) AUSTRALIAN PATENT OFFICE**

(11) Application No. **AU 2004291455 B2**

(54) Title  
**Novel compounds**

(51) International Patent Classification(s)  
**C07D 491/10** (2006.01)

(21) Application No: **2004291455** (22) Date of Filing: **2004.11.15**

(87) WIPO No: **WO05/049620**

(30) Priority Data

(31) Number	(32) Date	(33) Country
<b>0303090-5</b>	<b>2003.11.20</b>	<b>SE</b>

(43) Publication Date: **2005.06.02**

(44) Accepted Journal Date: **2008.01.24**

(71) Applicant(s)  
**AstraZeneca AB**

(72) Inventor(s)  
**Ivanova, Svetlana; Reuberson, James; Baxter, Andrew; Mensonides-Harsema, Marguerite; Pimm, Austen; Hossain, Nafizal**

(74) Agent / Attorney  
**Freehills Patent & Trade Mark Attorneys, Level 43 101 Collins Street, Melbourne, VIC, 3000**

(12) INTERNATIONAL APPLICATION PUBLISHED UNDER THE PATENT COOPERATION TREATY (PCT)

(19) World Intellectual Property  
Organization  
International Bureau



(43) International Publication Date  
2 June 2005 (02.06.2005)

PCT

(10) International Publication Number  
WO 2005/049620 A1

(51) International Patent Classification<sup>7</sup>: C07D 491/10,  
471/10, 221/20, 209/54, A61K 31/438, 31/403, 31/407,  
A61P 11/06, 19/02, 29/00

D Charnwood, Bakewell Road, Loughborough, Leicestershire LE11 5RH (GB).

(21) International Application Number:  
PCT/SE2004/001658

(74) Agent: ASTRAZENECA; Global Intellectual Property,  
S-151 85 Södertälje (SE).

(22) International Filing Date:  
15 November 2004 (15.11.2004)

(81) Designated States (unless otherwise indicated, for every kind of national protection available): AE, AG, AL, AM, AT, AU, AZ, BA, BB, BG, BR, BW, BY, BZ, CA, CH, CN, CO, CR, CU, CZ, DE, DK, DM, DZ, EC, EE, EG, ES, FI, GB, GD, GE, GH, GM, HR, HU, ID, IL, IN, IS, JP, KE, KG, KP, KR, KZ, LC, LK, LR, LS, LT, LU, LV, MA, MD, MG, MK, MN, MW, MX, MZ, NA, NI, NO, NZ, OM, PG, PH, PL, PT, RO, RU, SC, SD, SE, SG, SK, SL, SY, TJ, TM, TN, TR, TT, TZ, UA, UG, US, UZ, VC, VN, YU, ZA, ZM, ZW.

(25) Filing Language: English

(26) Publication Language: English

(30) Priority Data:  
0303090-5 20 November 2003 (20.11.2003) SE

(71) Applicant (for all designated States except US): ASTRAZENECA AB? [SE/SE]; S-151 85 Södertälje (SE).

(84) Designated States (unless otherwise indicated, for every kind of regional protection available): ARIPO (BW, GI, GM, KE, LS, MW, MZ, NA, SD, SL, SZ, TZ, UG, ZM, ZW), Eurasian (AM, AZ, BY, KG, KZ, MD, RU, TJ, TM), European (AT, BE, BG, CH, CY, CZ, DE, DK, EE, ES, FI, FR, GB, GR, HU, IE, IS, IT, LU, MC, NL, PL, PT, RO, SE, SI, SK, TR), OAPI (BF, BJ, CF, CG, CI, CM, GA, GN, GQ, GW, ML, MR, NE, SN, TD, TG).

(72) Inventors; and

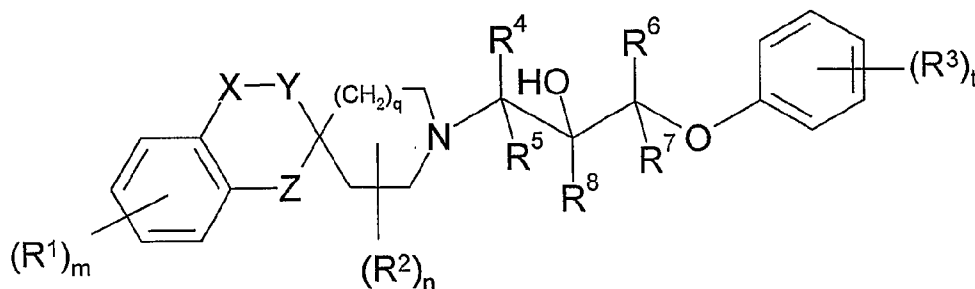
(75) Inventors/Applicants (for US only): BAXTER, Andrew [GB/GB]; AstraZeneca R & D Charnwood, Bakewell Road, Loughborough, Leicestershire LE11 5RH (GB). HOSSAIN, Nafizal [IN/SE]; AstraZeneca R & D Lund, S-221 87 Lund (SE). IVANOVA, Svetlana [RU/SE]; AstraZeneca R & D Lund, S-221 87 Lund (SE). MENSONIDES-HARSEMA, Marguerite [NL/SE]; AstraZeneca R & D Lund, S-221 87 Lund (SE). PIMM, Austen [GB/GB]; AstraZeneca R & D Charnwood, Bakewell Road, Loughborough, Leicestershire LE11 5RH (GB). REUBERSON, James [GB/GB]; AstraZeneca R &

Published:

— with international search report

For two-letter codes and other abbreviations, refer to the "Guidance Notes on Codes and Abbreviations" appearing at the beginning of each regular issue of the PCT Gazette.

(54) Title: NOVEL COMPOUNDS



(I)

(57) Abstract: The invention provides compounds of formula (I) wherein m, R<sup>1</sup>, n, R<sup>2</sup>, q, X, Y, Z, t, R<sup>3</sup>, R<sup>4</sup>, R<sup>5</sup>, R<sup>6</sup>, R<sup>7</sup> and R<sup>8</sup> are as defined in the specification, processes for their preparation, pharmaceutical compositions containing them and their use in therapy.

WO 2005/049620 A1

## NOVEL COMPOUNDS

The present invention relates to novel compounds, processes for their preparation, pharmaceutical compositions containing them and their use in therapy.

5

Chemokines play an important role in immune and inflammatory responses in various diseases and disorders, including asthma and allergic diseases, as well as autoimmune pathologies such as rheumatoid arthritis and atherosclerosis. These small secreted molecules are a growing superfamily of 8-14 kDa proteins characterised by a conserved  
10 four cysteine motif. The chemokine superfamily can be divided into two main groups exhibiting characteristic structural motifs, the Cys-X-Cys (C-X-C) and Cys-Cys (C-C) families. These are distinguished on the basis of a single amino acid insertion between the NH-proximal pair of cysteine residues and sequence similarity.

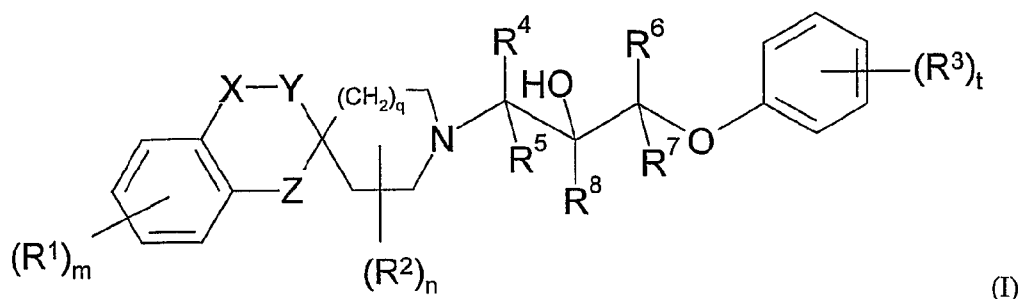
15

The C-X-C chemokines include several potent chemoattractants and activators of neutrophils such as interleukin-8 (IL-8) and neutrophil-activating peptide 2 (NAP-2).

The C-C chemokines include potent chemoattractants of monocytes and lymphocytes but not neutrophils such as human monocyte chemotactic proteins 1-3 (MCP-1, MCP-2 and  
20 MCP-3), RANTES (Regulated on Activation, Normal T Expressed and Secreted), eotaxin and the macrophage inflammatory proteins 1 $\alpha$  and 1 $\beta$  (MIP-1 $\alpha$  and MIP-1 $\beta$ ).

Studies have demonstrated that the actions of the chemokines are mediated by subfamilies of G protein-coupled receptors, among which are the receptors designated CCR1, CCR2,  
25 CCR2A, CCR2B, CCR3, CCR4, CCR5, CCR6, CCR7, CCR8, CCR9, CCR10, CXCR1, CXCR2, CXCR3 and CXCR4. These receptors represent good targets for drug development since agents which modulate these receptors would be useful in the treatment of disorders and diseases such as those mentioned above.

In accordance with the present invention, there is therefore provided a compound of formula



wherein

5  $m$  is 0, 1, 2, 3 or 4;

each  $R^1$  independently represents halogen, cyano, hydroxyl,  $C_1$ - $C_6$  alkyl,  $C_1$ - $C_6$  haloalkyl,  $C_1$ - $C_6$  alkoxy or sulphonamido;

$X$  represents a bond,  $-CH_2-$  or  $-O-$ ,  $Y$  represents a bond,  $-CH_2-$  or  $-O-$ , and  $Z$  represents a bond,  $-O-$ ,  $-NH-$  or  $-CH_2-$ , provided that only one of  $X$ ,  $Y$  and  $Z$  can represent a bond at any one time and provided that  $X$  and  $Y$  do not both simultaneously represent  $-O-$ ;

$n$  is 0, 1 or 2;

each  $R^2$  independently represents halogen,  $C_1$ - $C_6$  alkyl or  $C_1$ - $C_6$  haloalkyl ;

$q$  is 0 or 1;

15  $t$  is 0, 1, 2, 3, 4 or 5;

each  $R^3$  independently represents halogen, cyano, nitro, hydroxyl,  $-C(O)H$ ,  $-NR^9R^{10}$ ,  $-CH_2C(O)NR^{11}R^{12}$ ,  $-CH_2NHC(O)R^{13}$ ,  $-NHSO_2R^{14}$ ,  $-SO_2NR^{15}R^{16}$ ,  $-CH_2R^{17}$ ,  $C_1$ - $C_6$  alkylcarbonyl, phenylcarbonyl,  $C_3$ - $C_6$  cycloalkyl, or a group selected from  $C_1$ - $C_6$  alkyl,  $C_2$ - $C_6$  alkenyl,  $C_2$ - $C_6$  alkynyl,  $C_1$ - $C_6$  alkoxy, phenyl and a saturated or unsaturated 5- to 10-membered heterocyclic ring system comprising at least one ring heteroatom selected from nitrogen, oxygen and sulphur, each group being optionally substituted with at least one substituent selected from halogen, cyano, hydroxyl, carboxyl,  $C_1$ - $C_6$  alkyl,  $C_1$ - $C_6$  alkoxy and  $C_1$ - $C_6$  alkoxy carbonyl;

20  $R^4$ ,  $R^5$ ,  $R^6$ ,  $R^7$  and  $R^8$  each independently represent hydrogen, halogen,  $C_1$ - $C_6$  alkyl or  $C_1$ - $C_6$  haloalkyl ;

$R^9$  and  $R^{10}$  each independently represent hydrogen or  $C_1$ - $C_6$  alkyl;  
 $R^{11}$  and  $R^{12}$  each independently represent hydrogen or  $C_1$ - $C_6$  alkyl, or  $R^{11}$  and  $R^{12}$   
together with the nitrogen atom to which they are attached form a 4- to 7-membered  
saturated heterocyclic ring which may be optionally substituted with at least one  
5 substituent selected from hydroxyl;  
 $R^{13}$  and  $R^{14}$  each independently represent hydrogen or  $C_1$ - $C_6$  alkyl; and  
 $R^{15}$  and  $R^{16}$  each independently represent hydrogen or  $C_1$ - $C_6$  alkyl, or  $R^{15}$  and  $R^{16}$   
together with the nitrogen atom to which they are attached form a 4- to 7-membered  
saturated heterocyclic ring which may be optionally substituted with at least one  
10 substituent selected from hydroxyl;  
 $R^{17}$  is a 5 to 7-membered saturated heterocyclic ring containing at least one nitrogen atom,  
which ring may be optionally substituted with one or more oxo groups;  
or a pharmaceutically acceptable salt or solvate thereof.

15 In the context of the present specification, unless otherwise stated, an alkyl, alkenyl or  
alkynyl substituent group or moiety in a substituent group may be linear or branched. A  
haloalkyl substituent group will comprise at least one halogen atom, e.g. one, two, three or  
four halogen atoms. In the ring substituted by  $R^2$ ,  $R^2$  may be attached to any suitable ring  
carbon atom including the carbon atom of  $(CH_2)_q$ . Also, in the definition of  $R^3$ , it should  
20 be understood that the saturated or unsaturated 5- to 10-membered heterocyclic ring system  
may have alicyclic or aromatic properties. An unsaturated ring system will be partially or  
fully unsaturated. Further, when  $R^{11}$  and  $R^{12}$  or  $R^{15}$  and  $R^{16}$  represent a 4- to 7-  
membered saturated heterocyclic ring, it should be understood that the only heteroatom  
present is the nitrogen atom to which  $R^{11}$  and  $R^{12}$ , or  $R^{15}$  and  $R^{16}$  are attached.

25

In an embodiment of the invention, m is 0 or 1, particularly 1.

Each  $R^1$  independently represents halogen (e.g. chlorine, fluorine, bromine or iodine),  
cyano, hydroxyl,  $C_1$ - $C_6$ , preferably  $C_1$ - $C_4$ , alkyl (e.g. methyl, ethyl, n-propyl, isopropyl,  
30 n-butyl, isobutyl, tert-butyl, n-pentyl or n-hexyl),  $C_1$ - $C_6$ , preferably  $C_1$ - $C_4$ , haloalkyl (e.g.

trifluoromethyl or pentafluoroethyl), C<sub>1</sub>-C<sub>6</sub>, preferably C<sub>1</sub>-C<sub>4</sub>, alkoxy (e.g. methoxy, ethoxy, n-propoxy or n-butoxy) or sulphonamido.

In an embodiment of the invention, each R<sup>1</sup> independently represents halogen, C<sub>1</sub>-C<sub>6</sub>, preferably C<sub>1</sub>-C<sub>4</sub>, alkyl or C<sub>1</sub>-C<sub>6</sub>, preferably C<sub>1</sub>-C<sub>4</sub>, haloalkyl.

In another embodiment, each R<sup>1</sup> independently represents fluorine, chlorine, methyl or trifluoromethyl, particularly chlorine.

10 Combinations of X and Y of particular interest include any one or more of the following:

X	Y
bond	O
O	bond
CH <sub>2</sub>	bond
bond	CH <sub>2</sub>
CH <sub>2</sub>	O
O	CH <sub>2</sub>
CH <sub>2</sub>	CH <sub>2</sub>

In an embodiment of the invention, X and Y have the meanings shown below:

X	Y
bond	O
O	bond
CH <sub>2</sub>	bond
bond	CH <sub>2</sub>

Combinations of X, Y and Z of particular interest include any one or more of the following:

X	Y	Z
bond	O	CH <sub>2</sub>
O	bond	CH <sub>2</sub>
CH <sub>2</sub>	bond	O
bond	CH <sub>2</sub>	O
CH <sub>2</sub>	O	bond
CH <sub>2</sub>	CH <sub>2</sub>	bond

In an embodiment of the invention, Z represents -O- or -CH<sub>2</sub>-.

5

In an embodiment of the invention, X, Y and Z have the meanings shown below:

X	Y	Z
bond	O	CH <sub>2</sub>
O	bond	CH <sub>2</sub>
CH <sub>2</sub>	bond	O
bond	CH <sub>2</sub>	O

Each R<sup>2</sup> independently represents halogen (e.g. chlorine, fluorine, bromine or iodine),  
 10 C<sub>1</sub>-C<sub>6</sub>, preferably C<sub>1</sub>-C<sub>4</sub>, alkyl (e.g. methyl, ethyl, n-propyl, isopropyl, n-butyl, isobutyl, tert-butyl, n-pentyl or n-hexyl) or C<sub>1</sub>-C<sub>6</sub>, preferably C<sub>1</sub>-C<sub>4</sub>, haloalkyl (e.g. trifluoromethyl or pentafluoroethyl).

In an embodiment of the invention, n is 0 or n is 1 and R<sup>2</sup> represents halogen, particularly  
 15 fluorine.

In an embodiment of the invention, t is 0 or 1 or 2 or 3 or 4 or 5 or a combination of two or more thereof.

In another embodiment, t is 1, 2 or 3.

5 Each R<sup>3</sup> independently represents halogen (e.g. chlorine, fluorine, bromine or iodine), cyano, nitro, hydroxyl, -C(O)H, -NR<sup>9</sup>R<sup>10</sup>, -CH<sub>2</sub>C(O)NR<sup>11</sup>R<sup>12</sup>, -CH<sub>2</sub>NHC(O)R<sup>13</sup>, -NHSO<sub>2</sub>R<sup>14</sup>, -SO<sub>2</sub>NR<sup>15</sup>R<sup>16</sup>, -CH<sub>2</sub>-R<sup>17</sup>, C<sub>1</sub>-C<sub>6</sub>, preferably C<sub>1</sub>-C<sub>4</sub>, alkylcarbonyl (e.g. methylcarbonyl, ethylcarbonyl, n-propylcarbonyl, isopropylcarbonyl, n-butylcarbonyl, isobutylcarbonyl, tert-butylcarbonyl, n-pentylcarbonyl or n-hexylcarbonyl),  
10 phenylcarbonyl, C<sub>3</sub>-C<sub>6</sub>, preferably C<sub>5</sub>-C<sub>6</sub>, cycloalkyl (cyclopropyl, cyclobutyl, cyclopentyl or cyclohexyl),  
or a group selected from  
C<sub>1</sub>-C<sub>6</sub>, preferably C<sub>1</sub>-C<sub>4</sub>, alkyl (e.g. methyl, ethyl, n-propyl, isopropyl, n-butyl, isobutyl,  
15 tert-butyl, n-pentyl or n-hexyl),  
C<sub>2</sub>-C<sub>6</sub>, preferably C<sub>2</sub>-C<sub>4</sub>, alkenyl (e.g. ethenyl, prop-1-enyl, prop-2-enyl, but-1-enyl, pent-1-enyl, hex-1-enyl or 2-methyl-pent-2-enyl),  
C<sub>2</sub>-C<sub>6</sub>, preferably C<sub>2</sub>-C<sub>4</sub>, alkynyl (e.g. ethynyl, prop-1-ynyl, prop-2-ynyl, but-1-ynyl, pent-1-ynyl, penta-1,3-diynyl or hex-1-ynyl),  
20 C<sub>1</sub>-C<sub>6</sub>, preferably C<sub>1</sub>-C<sub>4</sub>, alkoxy (e.g. methoxy, ethoxy, n-propoxy, isopropoxy, n-butoxy, isobutoxy, tert-butoxy, n-pentoxy or n-hexoxy),  
phenyl and  
a saturated or unsaturated 5- to 6-, 7-, 8-, 9- or 10-membered heterocyclic ring system comprising at least one ring heteroatom (e.g. one, two, three or four ring heteroatoms  
25 independently) selected from nitrogen, oxygen and sulphur,  
each group being optionally substituted with at least one substituent (e.g. one, two, three or four substituents independently) selected from halogen (e.g. chlorine, fluorine, bromine or iodine), cyano, hydroxyl, carboxyl, C<sub>1</sub>-C<sub>6</sub>, preferably C<sub>1</sub>-C<sub>4</sub>, alkyl (e.g. methyl, ethyl, n-propyl, isopropyl, n-butyl, isobutyl, tert-butyl, n-pentyl or n-hexyl), C<sub>1</sub>-C<sub>6</sub>, preferably  
30 C<sub>1</sub>-C<sub>4</sub>, alkoxy (e.g. methoxy, ethoxy, n-propoxy, isopropoxy, n-butoxy, isobutoxy, tert-

butoxy, n-pentoxy or n-hexoxy) and C<sub>1</sub>-C<sub>6</sub>, preferably C<sub>1</sub>-C<sub>4</sub>, alkoxy carbonyl (e.g. methoxy carbonyl, ethoxy carbonyl, n-propoxy carbonyl, isopropoxy carbonyl, n-butoxy carbonyl, isobutoxy carbonyl, tert-butoxy carbonyl, n-pentoxy carbonyl or n-hexoxy carbonyl).

5

The saturated or unsaturated 5- to 10-membered heterocyclic ring system in R<sup>3</sup> may be monocyclic or polycyclic (e.g. bicyclic), examples of which include pyrrolidinyl, morpholinyl, piperidinyl, pyrazolyl, thiazolidinyl, thienyl, isoxazolyl, thiadiazolyl, oxadiazolyl, pyrrolyl, furanyl, thiazolyl, indolyl, quinolinyl, benzimidazolyl, triazolyl, tetrazolyl, pyridinyl and combinations of any two or more thereof.

10

In an embodiment of the invention, each R<sup>3</sup> independently represents halogen, cyano, nitro, hydroxyl, -C(O)H, -NR<sup>9</sup>R<sup>10</sup>, -CH<sub>2</sub>C(O)NR<sup>11</sup>R<sup>12</sup>, -CH<sub>2</sub>NHC(O)R<sup>13</sup>, -NHSO<sub>2</sub>R<sup>14</sup>, -SO<sub>2</sub>NR<sup>15</sup>R<sup>16</sup>, -CH<sub>2</sub>-R<sup>17</sup>, C<sub>1</sub>-C<sub>4</sub> alkyl carbonyl, phenyl carbonyl, C<sub>5</sub>-C<sub>6</sub> cycloalkyl

15

or a group selected from C<sub>1</sub>-C<sub>4</sub> alkyl, C<sub>2</sub>-C<sub>4</sub> alkenyl, C<sub>2</sub>-C<sub>4</sub> alkynyl, C<sub>1</sub>-C<sub>4</sub> alkoxy, phenyl and a saturated or unsaturated 5- to 6-membered heterocyclic ring system comprising at least one ring heteroatom (e.g. one, two, three or four ring heteroatoms independently) selected from nitrogen, oxygen and sulphur (such as isoxazolyl, pyrrolyl, morpholinyl, piperidinyl or oxadiazolyl), each group being optionally substituted with at least one substituent (e.g. one, two, three or four substituents independently) selected from halogen, cyano, hydroxyl, carboxyl, C<sub>1</sub>-C<sub>4</sub> alkyl, C<sub>1</sub>-C<sub>4</sub> alkoxy and C<sub>1</sub>-C<sub>4</sub> alkoxy carbonyl.

20

In an embodiment of the invention, each R<sup>3</sup> independently represents halogen, cyano, nitro, hydroxyl, -C(O)H, -NR<sup>9</sup>R<sup>10</sup>, -CH<sub>2</sub>C(O)NR<sup>11</sup>R<sup>12</sup>, -CH<sub>2</sub>NHC(O)R<sup>13</sup>, -NHSO<sub>2</sub>R<sup>14</sup>, -SO<sub>2</sub>NR<sup>15</sup>R<sup>16</sup>, C<sub>1</sub>-C<sub>4</sub> alkyl carbonyl, phenyl carbonyl, C<sub>5</sub>-C<sub>6</sub> cycloalkyl or a group selected from C<sub>1</sub>-C<sub>4</sub> alkyl, C<sub>2</sub>-C<sub>4</sub> alkenyl, C<sub>2</sub>-C<sub>4</sub> alkynyl, C<sub>1</sub>-C<sub>4</sub> alkoxy, phenyl and a saturated or unsaturated 5- to 6-membered heterocyclic ring system comprising at least one ring heteroatom (e.g. one, two, three or four ring heteroatoms

25

30

independently) selected from nitrogen, oxygen and sulphur (such as isoxazolyl, pyrrolyl, morpholinyl, piperidinyl or oxadiazolyl), each group being optionally substituted with at least one substituent (e.g. one, two, three or four substituents independently) selected from halogen, cyano, hydroxyl, carboxyl, C<sub>1</sub>-C<sub>4</sub> alkyl, C<sub>1</sub>-C<sub>4</sub> alkoxy and  
5 C<sub>1</sub>-C<sub>4</sub> alkoxy carbonyl.

In another embodiment, each R<sup>3</sup> independently represents fluorine, chlorine, bromine, cyano, nitro, hydroxyl, -C(O)H, -NR<sup>9</sup>R<sup>10</sup>, -CH<sub>2</sub>C(O)NR<sup>11</sup>R<sup>12</sup>, -CH<sub>2</sub>NHC(O)R<sup>13</sup>, -NHSO<sub>2</sub>R<sup>14</sup>, -CH<sub>2</sub>-R<sup>17</sup>, methylcarbonyl, ethylcarbonyl, phenylcarbonyl, cyclohexyl, or  
10 a group selected from C<sub>1</sub>-C<sub>4</sub> alkyl, ethenyl, ethynyl, methoxy, ethoxy, phenyl and a saturated or unsaturated 5- to 6-membered heterocyclic ring system comprising one, two or three ring heteroatoms independently selected from nitrogen and oxygen (such as isoxazolyl, pyrrolyl, morpholinyl, piperidinyl or oxadiazolyl), each group being optionally substituted with one, two or three substituents independently selected from halogen  
15 (particularly fluorine), hydroxyl, C<sub>1</sub>-C<sub>4</sub> alkyl (particularly C<sub>1</sub>-C<sub>2</sub> alkyl) and C<sub>1</sub>-C<sub>2</sub> alkoxy carbonyl.

R<sup>4</sup>, R<sup>5</sup>, R<sup>6</sup>, R<sup>7</sup> and R<sup>8</sup> each independently represent hydrogen, halogen (e.g. chlorine, fluorine, bromine or iodine), C<sub>1</sub>-C<sub>6</sub>, preferably C<sub>1</sub>-C<sub>4</sub>, alkyl (e.g. methyl, ethyl, n-propyl, isopropyl, n-butyl, isobutyl, tert-butyl, n-pentyl or n-hexyl) or C<sub>1</sub>-C<sub>6</sub>, preferably C<sub>1</sub>-C<sub>4</sub>,  
20 haloalkyl (e.g. trifluoromethyl or pentafluoroethyl).

In an embodiment of the invention, R<sup>4</sup>, R<sup>5</sup>, R<sup>6</sup>, R<sup>7</sup> and R<sup>8</sup> each independently represent a hydrogen atom or a methyl group.

25

In another embodiment of the invention, R<sup>4</sup>, R<sup>5</sup>, R<sup>6</sup> and R<sup>7</sup> each represent a hydrogen atom and R<sup>8</sup> represents a methyl group.

In an embodiment of the invention, R<sup>4</sup>, R<sup>5</sup>, R<sup>6</sup>, R<sup>7</sup> and R<sup>8</sup> each represent a hydrogen atom.

30

$R^9$  and  $R^{10}$  each independently represent hydrogen or  $C_1$ - $C_6$ , preferably  $C_1$ - $C_4$ , alkyl (e.g. methyl, ethyl, n-propyl, isopropyl, n-butyl, isobutyl, tert-butyl, n-pentyl or n-hexyl).

In an embodiment of the invention,  $R^9$  and  $R^{10}$  each represent hydrogen.

5

$R^{11}$  and  $R^{12}$  each independently represent hydrogen or  $C_1$ - $C_6$ , preferably  $C_1$ - $C_4$ , alkyl (e.g. methyl, ethyl, n-propyl, isopropyl, n-butyl, isobutyl, tert-butyl, n-pentyl or n-hexyl), or  $R^{11}$  and  $R^{12}$  together with the nitrogen atom to which they are attached form a 4- to 7-membered saturated heterocyclic ring (e.g. pyrrolidinyl or piperidinyl) which may be optionally substituted with at least one substituent (e.g. one, two or three substituents independently) selected from hydroxyl.

10

In an embodiment of the invention,  $R^{11}$  and  $R^{12}$  each independently represent hydrogen or  $C_1$ - $C_4$  alkyl, or  $R^{11}$  and  $R^{12}$  together with the nitrogen atom to which they are attached form a 5- to 6-membered saturated heterocyclic ring which may be optionally substituted with one or two hydroxyl groups.

15

In another embodiment,  $R^{11}$  and  $R^{12}$  each independently represent hydrogen or  $C_1$ - $C_2$  alkyl, or  $R^{11}$  and  $R^{12}$  together with the nitrogen atom to which they are attached form a 5-membered saturated heterocyclic ring which may be optionally substituted with one hydroxyl group.

20

$R^{13}$  and  $R^{14}$  each independently represent hydrogen or  $C_1$ - $C_6$ , preferably  $C_1$ - $C_4$ , alkyl (e.g. methyl, ethyl, n-propyl, isopropyl, n-butyl, isobutyl, tert-butyl, n-pentyl or n-hexyl), particularly methyl.

25

$R^{15}$  and  $R^{16}$  each independently represent hydrogen or  $C_1$ - $C_6$ , preferably  $C_1$ - $C_4$ , alkyl (e.g. methyl, ethyl, n-propyl, isopropyl, n-butyl, isobutyl, tert-butyl, n-pentyl or n-hexyl), or  $R^{15}$  and  $R^{16}$  together with the nitrogen atom to which they are attached form a 4- to 7-membered saturated heterocyclic ring (e.g. pyrrolidinyl or piperidinyl) which may be

30

optionally substituted with at least one substituent (e.g. one, two or three substituents independently) selected from hydroxyl.

$R^{17}$  is a 5 to 7-membered saturated heterocyclic ring containing at least one (e.g. one or two) nitrogen atom, which ring may be optionally substituted with one or more (e.g. 1 or two) oxo groups. In an embodiment,  $R^{17}$  is a 5 to 7-membered saturated heterocyclic ring containing 2 nitrogen atoms and which ring is substituted by two oxo groups (e.g. imidazoline-2,4-dione).

10 In an embodiment of the invention:

m is 0, 1, 2, 3 or 4;

each  $R^1$  independently represents halogen, cyano, hydroxyl,  $C_1$ - $C_6$  alkyl,  $C_1$ - $C_6$  haloalkyl,  $C_1$ - $C_6$  alkoxy or sulphonamido ( $-SO_2NH_2$ );

X represents a bond,  $-CH_2-$  or  $-O-$ , Y represents a bond,  $-CH_2-$  or  $-O-$ , and Z represents a bond,  $-O-$ ,  $-NH-$  or  $-CH_2-$ , provided that only one of X, Y and Z can represent a bond at any one time and provided that X and Y do not both simultaneously represent  $-O-$ ;

n is 0, 1 or 2;

each  $R^2$  independently represents halogen,  $C_1$ - $C_6$  alkyl or  $C_1$ - $C_6$  haloalkyl ;

20 q is 0 or 1;

t is 0, 1, 2, 3, 4 or 5;

each  $R^3$  independently represents halogen, cyano, nitro, hydroxyl,  $-C(O)H$ ,  $-NR^9R^{10}$ ,  $-CH_2C(O)NR^{11}R^{12}$ ,  $-CH_2NHC(O)R^{13}$ ,  $-NHSO_2R^{14}$ ,  $-SO_2NR^{15}R^{16}$ ,  $C_1$ - $C_6$  alkylcarbonyl, phenylcarbonyl,  $C_3$ - $C_6$  cycloalkyl, or a group selected from  $C_1$ - $C_6$  alkyl,  $C_2$ - $C_6$  alkenyl,  $C_2$ - $C_6$  alkynyl,  $C_1$ - $C_6$  alkoxy, phenyl and a saturated or unsaturated 5- to 10-membered heterocyclic ring system comprising at least one ring heteroatom selected from nitrogen, oxygen and sulphur, each group being optionally substituted with at least one substituent selected from halogen, cyano, hydroxyl, carboxyl,  $C_1$ - $C_6$  alkyl,  $C_1$ - $C_6$  alkoxy and  $C_1$ - $C_6$  alkoxy carbonyl;

$R^4$ ,  $R^5$ ,  $R^6$ ,  $R^7$  and  $R^8$  each independently represent hydrogen, halogen, C<sub>1</sub>-C<sub>6</sub> alkyl or C<sub>1</sub>-C<sub>6</sub> haloalkyl ;

$R^9$  and  $R^{10}$  each independently represent hydrogen or C<sub>1</sub>-C<sub>6</sub> alkyl;

$R^{11}$  and  $R^{12}$  each independently represent hydrogen or C<sub>1</sub>-C<sub>6</sub> alkyl, or  $R^{11}$  and  $R^{12}$

5 together with the nitrogen atom to which they are attached form a 4- to 7-membered saturated heterocyclic ring which may be optionally substituted with at least one substituent selected from hydroxyl;

$R^{13}$  and  $R^{14}$  each independently represent hydrogen or C<sub>1</sub>-C<sub>6</sub> alkyl; and

$R^{15}$  and  $R^{16}$  each independently represent hydrogen or C<sub>1</sub>-C<sub>6</sub> alkyl, or  $R^{15}$  and  $R^{16}$

10 together with the nitrogen atom to which they are attached form a 4- to 7-membered saturated heterocyclic ring which may be optionally substituted with at least one substituent selected from hydroxyl;

or a pharmaceutically acceptable salt or solvate thereof.

15 In an embodiment of the invention:

m is 1;

$R^1$  represents halogen (particularly chlorine);

X represents a bond, -CH<sub>2</sub>- or -O-, Y represents a bond, -CH<sub>2</sub>- or -O- and Z represents -CH<sub>2</sub>- or -O-, provided that X, Y and Z are different to one another;

20 n is 0;

q is 1;

t is 0, 1, 2, 3, 4 or 5;

each  $R^3$  independently represents fluorine, chlorine, bromine, cyano, nitro, hydroxyl, -C(O)H, -NR<sup>9</sup>R<sup>10</sup>, -CH<sub>2</sub>C(O)NR<sup>11</sup>R<sup>12</sup>, -CH<sub>2</sub>NHC(O)R<sup>13</sup>, -NHSO<sub>2</sub>R<sup>14</sup>,  
25 -CH<sub>2</sub>-R<sup>17</sup>, methylcarbonyl, ethylcarbonyl, phenylcarbonyl, cyclohexyl, or a group selected from C<sub>1</sub>-C<sub>4</sub> alkyl, ethenyl, ethynyl, methoxy, ethoxy, phenyl and a saturated or unsaturated 5- to 6-membered heterocyclic ring system comprising one, two or three ring heteroatoms independently selected from nitrogen and oxygen, each group being optionally substituted with one or two substituents independently selected from halogen  
30 (particularly fluorine), hydroxyl, C<sub>1</sub>-C<sub>2</sub> alkyl and C<sub>1</sub>-C<sub>2</sub> alkoxy carbonyl;

$R^4$ ,  $R^5$ ,  $R^6$ ,  $R^7$  and  $R^8$  each independently represent hydrogen;

$R^9$  and  $R^{10}$  each independently represent hydrogen;

$R^{11}$  and  $R^{12}$  each independently represent hydrogen or methyl, or  $R^{11}$  and  $R^{12}$

together with the nitrogen atom to which they are attached form a 5-membered saturated

5 heterocyclic ring which may be optionally substituted with one hydroxyl group;

$R^{13}$  and  $R^{14}$  each independently represent methyl; and

$R^{17}$  is a 5 to 7-membered saturated heterocyclic ring containing 2 nitrogen atoms and which ring is substituted by two oxo groups.

10 Examples of compounds of the invention include:

(2*S*)-1-(5-Chloro-1'*H*,3*H*-spiro[1-benzofuran-2,4'-piperidin]-1'-yl)-3-(2-methoxyphenoxy)propan-2-ol hydrochloride,

2-{[(2*S*)-3-(5-Chloro-1'*H*,3*H*-spiro[1-benzofuran-2,4'-piperidin]-1'-yl)-2-hydroxypropyl]oxy}phenol,

15 (2*S*)-1-(5-Chloro-1'*H*,3*H*-spiro[1-benzofuran-2,4'-piperidin]-1'-yl)-3-[2-(2-hydroxyethoxy)phenoxy]propan-2-ol hydrochloride,

2-(2-{[(2*S*)-3-(5-Chloro-1'*H*,3*H*-spiro[1-benzofuran-2,4'-piperidin]-1'-yl)-2-hydroxypropyl]oxy}phenyl)-*N*-methylacetamide trifluoroacetate (salt),

(3*S*)-1-[(2-{[(2*S*)-3-(5-Chloro-1'*H*,3*H*-spiro[1-benzofuran-2,4'-piperidin]-1'-yl)-2-  
20 hydroxypropyl]oxy}phenyl)acetyl]pyrrolidin-3-ol,

*N*-(2-{[(2*S*)-3-(5-Chloro-1'*H*,3*H*-spiro[1-benzofuran-2,4'-piperidin]-1'-yl)-2-hydroxypropyl]oxy}benzyl)acetamide,

2-(2-{[(2*S*)-3-(5-Chloro-1'*H*,3*H*-spiro[1-benzofuran-2,4'-piperidin]-1'-yl)-2-hydroxypropyl]oxy}-4-methoxyphenyl)-*N*-methylacetamide,

25 2-(2-{[(2*S*)-3-(5-Chloro-1'*H*,3*H*-spiro[1-benzofuran-2,4'-piperidin]-1'-yl)-2-hydroxypropyl]oxy}-4-hydroxyphenyl)-*N*-methylacetamide trifluoroacetate (salt),

2-(4-{[(2*S*)-3-(5-Chloro-1'*H*,3*H*-spiro[1-benzofuran-2,4'-piperidin]-1'-yl)-2-hydroxypropyl]oxy}-2-methoxyphenyl)-*N*-methylacetamide,

(2*S*)-1-(2-Amino-5-methoxyphenoxy)-3-(5-chloro-1'*H*,3*H*-spiro[1-benzofuran-2,4'-  
30 piperidin]-1'-yl)propan-2-ol bis(trifluoroacetate),

- N*-(2-{{[(2*S*)-3-(5-Chloro-1'*H*,3*H*-spiro[1-benzofuran-2,4'-piperidin]-1'-yl)-2-hydroxypropyl]oxy}-4-hydroxyphenyl)methanesulfonamide trifluoroacetate,
- N*-(2-{{[(2*S*)-3-(5-Chloro-1'*H*,3*H*-spiro[1-benzofuran-2,4'-piperidin]-1'-yl)-2-hydroxypropyl]oxy}-4-methoxyphenyl)methanesulfonamide trifluoroacetate,
- 5 (2*S*)-1-(4-Bromo-2-fluorophenoxy)-3-(5-chloro-1'*H*,3*H*-spiro[1-benzofuran-2,4'-piperidin]-1'-yl)propan-2-ol,
- (2*S*)-1-(5-Chloro-1'*H*,3*H*-spiro[1-benzofuran-2,4'-piperidin]-1'-yl)-3-(3-ethynylphenoxy)propan-2-ol,
- (2*S*)-1-(5-Chloro-1'*H*,3*H*-spiro[1-benzofuran-2,4'-piperidin]-1'-yl)-3-(2,4-dichloro-10 3,5-dimethylphenoxy)propan-2-ol,
- (2*S*)-1-(4-Chloro-2-isoxazol-5-ylphenoxy)-3-(5-chloro-1'*H*,3*H*-spiro[1-benzofuran-2,4'-piperidin]-1'-yl)propan-2-ol,
- (4-{{[(2*S*)-3-(5-Chloro-1'*H*,3*H*-spiro[1-benzofuran-2,4'-piperidin]-1'-yl)-2-hydroxypropyl]oxy}phenyl)(phenyl)methanone,
- 15 (2*S*)-1-(5-Chloro-1'*H*,3*H*-spiro[1-benzofuran-2,4'-piperidin]-1'-yl)-3-(2,3,4,6-tetrachlorophenoxy)propan-2-ol,
- (2*S*)-1-(5-Chloro-1'*H*,3*H*-spiro[1-benzofuran-2,4'-piperidin]-1'-yl)-3-(2-cyclohexyl-5-methylphenoxy)propan-2-ol,
- (2*S*)-1-(5-Chloro-1'*H*,3*H*-spiro[1-benzofuran-2,4'-piperidin]-1'-yl)-3-phenoxypropan-20 2-ol,
- (2*S*)-1-(2-Bromophenoxy)-3-(5-chloro-1'*H*,3*H*-spiro[1-benzofuran-2,4'-piperidin]-1'-yl)propan-2-ol,
- 2-{{[(2*S*)-3-(5-Chloro-1'*H*,3*H*-spiro[1-benzofuran-2,4'-piperidin]-1'-yl)-2-hydroxypropyl]oxy}benzaldehyde,
- 25 5-*tert*-Butyl-2-{{[(2*S*)-3-(5-chloro-1'*H*,3*H*-spiro[1-benzofuran-2,4'-piperidin]-1'-yl)-2-hydroxypropyl]oxy}benzaldehyde,
- (2*S*)-1-(5-Chloro-1'*H*,3*H*-spiro[1-benzofuran-2,4'-piperidin]-1'-yl)-3-(1,1':3,1''-terphenyl-2'-yloxy)propan-2-ol,
- 1-(2-{{[(2*S*)-3-(5-Chloro-1'*H*,3*H*-spiro[1-benzofuran-2,4'-piperidin]-1'-yl)-2-30 hydroxypropyl]oxy}-5-methoxyphenyl)ethanone,

1-(5-Bromo-2-{{(2S)-3-(5-chloro-1'H,3H-spiro[1-benzofuran-2,4'-piperidin]-1'-yl)-2-hydroxypropyl}oxy}phenyl)ethanone,

(2S)-1-(4-Chloro-2-isopropyl-5-methylphenoxy)-3-(5-chloro-1'H,3H-spiro[1-benzofuran-2,4'-piperidin]-1'-yl)propan-2-ol,

5 (2S)-1-(5-Chloro-1'H,3H-spiro[1-benzofuran-2,4'-piperidin]-1'-yl)-3-(2,3-dimethyl-4-nitrophenoxy)propan-2-ol,

(2S)-1-(5-Chloro-1'H,3H-spiro[1-benzofuran-2,4'-piperidin]-1'-yl)-3-(2,4-dichlorophenoxy)propan-2-ol,

10 Ethyl (2E)-3-(4-{{(2S)-3-(5-chloro-1'H,3H-spiro[1-benzofuran-2,4'-piperidin]-1'-yl)-2-hydroxypropyl}oxy}-3-methoxyphenyl)acrylate,

(2S)-1-(5-Chloro-1'H,3H-spiro[1-benzofuran-2,4'-piperidin]-1'-yl)-3-(2-methyl-3-nitrophenoxy)propan-2-ol,

5-Chloro-2-{{(2S)-3-(5-chloro-1'H,3H-spiro[1-benzofuran-2,4'-piperidin]-1'-yl)-2-hydroxypropyl}oxy}benzaldehyde,

15 (2S)-1-(5-Chloro-1'H,3H-spiro[1-benzofuran-2,4'-piperidin]-1'-yl)-3-(2-fluorophenoxy)propan-2-ol,

(2S)-1-(5-Chloro-1'H,3H-spiro[1-benzofuran-2,4'-piperidin]-1'-yl)-3-(3-fluorophenoxy)propan-2-ol,

20 (2S)-1-(5-Chloro-1'H,3H-spiro[1-benzofuran-2,4'-piperidin]-1'-yl)-3-(4-fluorophenoxy)propan-2-ol,

(2S)-1-(2-Chlorophenoxy)-3-(5-chloro-1'H,3H-spiro[1-benzofuran-2,4'-piperidin]-1'-yl)propan-2-ol,

(2S)-1-(3-Chlorophenoxy)-3-(5-chloro-1'H,3H-spiro[1-benzofuran-2,4'-piperidin]-1'-yl)propan-2-ol,

25 (2S)-1-(4-Chlorophenoxy)-3-(5-chloro-1'H,3H-spiro[1-benzofuran-2,4'-piperidin]-1'-yl)propan-2-ol,

(2S)-1-(3-Bromophenoxy)-3-(5-chloro-1'H,3H-spiro[1-benzofuran-2,4'-piperidin]-1'-yl)propan-2-ol,

30 (2S)-1-(4-Bromophenoxy)-3-(5-chloro-1'H,3H-spiro[1-benzofuran-2,4'-piperidin]-1'-yl)propan-2-ol,

(2S)-1-(2-tert-Butyl-5-methylphenoxy)-3-(5-chloro-1'H,3H-spiro[1-benzofuran-2,4'-piperidin]-1'-yl)propan-2-ol,

(2S)-1-(5-Chloro-1'H,3H-spiro[1-benzofuran-2,4'-piperidin]-1'-yl)-3-[2-(trifluoromethyl)phenoxy]propan-2-ol,

5 1-(2-{[(2S)-3-(5-Chloro-1'H,3H-spiro[1-benzofuran-2,4'-piperidin]-1'-yl)-2-hydroxypropyl]oxy}-4,5-dimethoxyphenyl)ethanone,

(2S)-1-(5-Chloro-1'H,3H-spiro[1-benzofuran-2,4'-piperidin]-1'-yl)-3-[2,3,5,6-tetrafluoro-4-(trifluoromethyl)phenoxy]propan-2-ol,

10 (2S)-1-(4-Chloro-3-ethylphenoxy)-3-(5-chloro-1'H,3H-spiro[1-benzofuran-2,4'-piperidin]-1'-yl)propan-2-ol,

(2S)-1-(5-Chloro-1'H,3H-spiro[1-benzofuran-2,4'-piperidin]-1'-yl)-3-[3-(2,5-dimethyl-1H-pyrrol-1-yl)phenoxy]propan-2-ol,

(2S)-1-(5-Chloro-1'H,3H-spiro[1-benzofuran-2,4'-piperidin]-1'-yl)-3-[2-(hydroxymethyl)phenoxy]propan-2-ol,

15 (2S)-1-(5-Chloro-1'H,3H-spiro[1-benzofuran-2,4'-piperidin]-1'-yl)-3-[2-(2-hydroxyethyl)phenoxy]propan-2-ol,

3-{[(2S)-3-(5-Chloro-1'H,3H-spiro[1-benzofuran-2,4'-piperidin]-1'-yl)-2-hydroxypropyl]oxy}benzonitrile,

20 2-{[(2S)-3-(5-Chloro-1'H,3H-spiro[1-benzofuran-2,4'-piperidin]-1'-yl)-2-hydroxypropyl]oxy}benzonitrile,

(2S)-1-(5-Chloro-1'H,3H-spiro[1-benzofuran-2,4'-piperidin]-1'-yl)-3-(2-morpholin-4-ylphenoxy)propan-2-ol,

(2S)-1-(5-Chloro-1'H,3H-spiro[1-benzofuran-2,4'-piperidin]-1'-yl)-3-(2,3-difluoro-6-nitrophenoxy)propan-2-ol,

25 (2S)-1-(5-Chloro-1'H,3H-spiro[1-benzofuran-2,4'-piperidin]-1'-yl)-3-(2,3,6-trichlorophenoxy)propan-2-ol,

(2S)-1-(5-Chloro-1'H,3H-spiro[1-benzofuran-2,4'-piperidin]-1'-yl)-3-(4-fluoro-2-methoxyphenoxy)propan-2-ol,

30 5-Chloro-2-{[(2S)-3-(5-chloro-1'H,3H-spiro[1-benzofuran-2,4'-piperidin]-1'-yl)-2-hydroxypropyl]oxy}-3-methylbenzaldehyde,

(2S)-1-(5-Chloro-1'H,3H-spiro[1-benzofuran-2,4'-piperidin]-1'-yl)-3-[4-(4-methylpiperidin-1-yl)-2-nitrophenoxy]propan-2-ol,

(2S)-1-(5-Chloro-1'H,3H-spiro[1-benzofuran-2,4'-piperidin]-1'-yl)-3-(2,4-dichloro-3,5-dimethyl-6-nitrophenoxy)propan-2-ol,

5 1-(3,5-Dichloro-2-[[[(2S)-3-(5-chloro-1'H,3H-spiro[1-benzofuran-2,4'-piperidin]-1'-yl)-2-hydroxypropyl]oxy}phenyl]propan-1-one,

(2S)-1-(5-Chloro-1'H,3H-spiro[1-benzofuran-2,4'-piperidin]-1'-yl)-3-(4-ethylphenoxy)propan-2-ol,

(2S)-1-(5-Chloro-1'H,3H-spiro[1-benzofuran-2,4'-piperidin]-1'-yl)-3-(2-ethylphenoxy)propan-2-ol,

(2S)-1-(5-Chloro-1'H,3H-spiro[1-benzofuran-2,4'-piperidin]-1'-yl)-3-(3-ethylphenoxy)propan-2-ol,

(2S)-1-(5-Chloro-1'H,3H-spiro[1-benzofuran-2,4'-piperidin]-1'-yl)-3-(3-morpholin-4-ylphenoxy)propan-2-ol,

15 (2S)-1-(5-Chloro-1'H,3H-spiro[1-benzofuran-2,4'-piperidin]-1'-yl)-3-[2-(5-methyl-1,3,4-oxadiazol-2-yl)phenoxy]propan-2-ol,

4-[[[(2S)-3-(5-Chloro-1'H,3H-spiro[1-benzofuran-2,4'-piperidin]-1'-yl)-2-hydroxypropyl]oxy]benzotrile,

(2S)-1-(5-chloro-1'H,3H-spiro[1-benzofuran-2,4'-piperidin]-1'-yl)-3-[2-(pyrrolidin-1-ylsulfonyl)phenoxy]propan-2-ol,

20 1-(2-[[[(2S)-3-(5-chloro-1'H,3H-spiro[1-benzofuran-2,4'-piperidin]-1'-yl)-2-hydroxypropoxy]benzyl]imidazoline-2,4-dione,

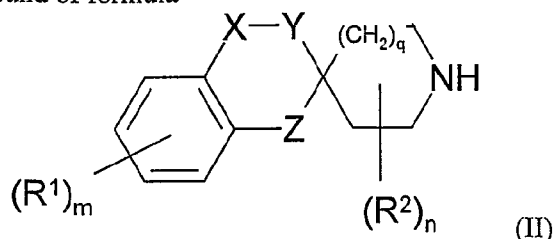
(2S)-{2-chloro-5-[3-(5-chloro-1'H,3H-spiro[1-benzofuran-2,4'-piperidin]-1'-yl)-2-hydroxypropoxy]phenoxy}acetic acid,

25 (2S)-{2,4-dichloro-5-[3-(5-chloro-1'H,3H-spiro[1-benzofuran-2,4'-piperidin]-1'-yl)-2-hydroxypropoxy]phenoxy}acetic acid,

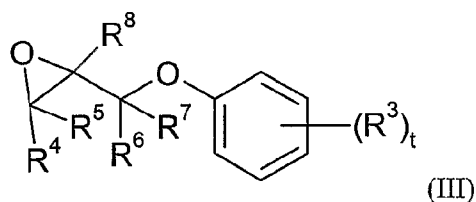
and pharmaceutically acceptable salts and solvates of any one thereof.

The present invention further provides a process for the preparation of a compound of formula (I) or a pharmaceutically acceptable salt or solvate thereof as defined above which comprises,

(a) reacting a compound of formula

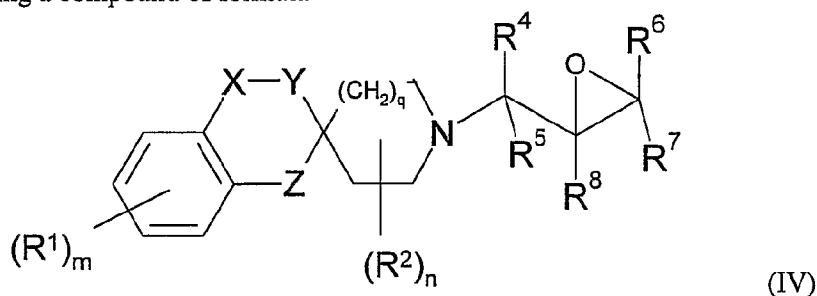


wherein  $m$ ,  $R^1$ ,  $n$ ,  $R^2$ ,  $q$ ,  $X$ ,  $Y$  and  $Z$  are as defined in formula (I), with a compound of formula

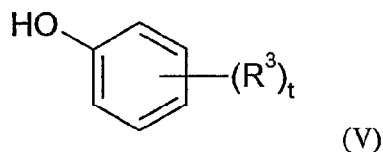


wherein  $t$ ,  $R^3$ ,  $R^4$ ,  $R^5$ ,  $R^6$ ,  $R^7$  and  $R^8$  are as defined in formula (I); or

(b) reacting a compound of formula

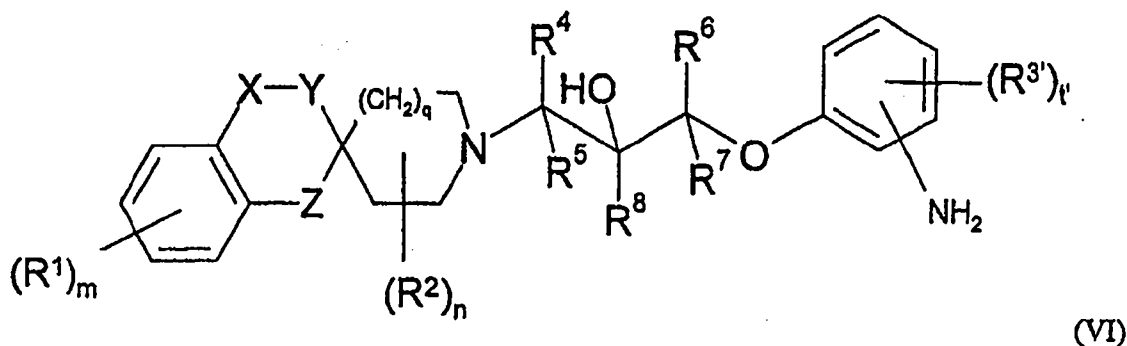


wherein  $m$ ,  $R^1$ ,  $n$ ,  $R^2$ ,  $q$ ,  $X$ ,  $Y$ ,  $Z$ ,  $R^4$ ,  $R^5$ ,  $R^6$ ,  $R^7$  and  $R^8$  are as defined in formula (I), with a compound of formula

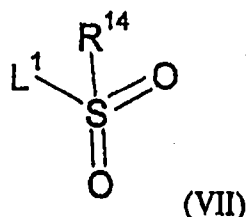


wherein  $t$  and  $R^3$  are as defined in formula (I), in the presence of a suitable base (for example, triethylamine or potassium carbonate); or

(c) when  $t$  is at least one and a group  $R^3$  represents  $-\text{NHSO}_2R^{14}$ , reacting a compound of formula

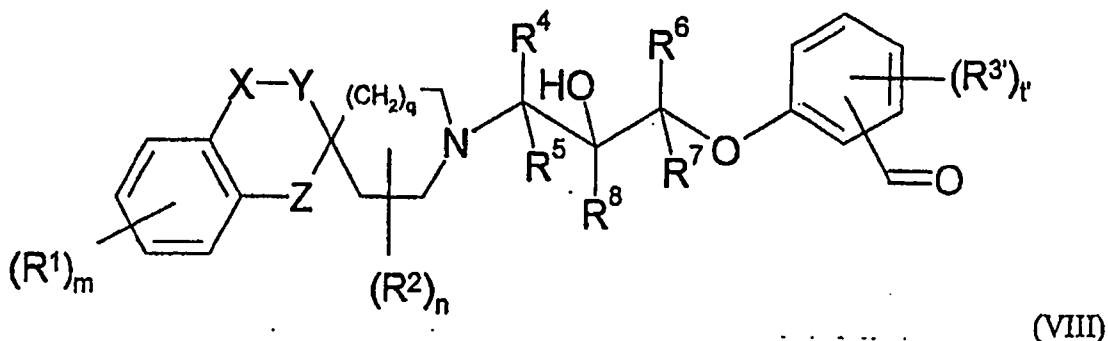


wherein  $t'$  is 0, 1, 2, 3 or 4,  $R^{3'}$  is as defined for  $R^3$  in formula (I) other than  $-\text{NHSO}_2R^{14}$  and  $m, R^1, n, R^2, q, X, Y, Z, R^4, R^5, R^6, R^7$  and  $R^8$  are as defined in formula (I), with a compound of formula



wherein  $L^1$  represents a leaving group e.g. a halogen atom such as chlorine) and  $R^{14}$  is as defined in formula (I), in the presence of a suitable base (for example, pyridine); or

(d) where  $t$  is at least 1 and a group  $R^3$  represents  $-\text{CH}_2-R^{17}$ , where  $R^{17}$  is a 5 to 7-membered saturated heterocyclic ring containing 2 nitrogen atoms and which ring is substituted by two oxo groups, reacting a compound of formula



wherein  $t'$  is 0, 1, 2, 3 or 4,  $R^{3'}$  is as defined for  $R^3$  in formula (I) other than  $-\text{CH}_2-R^{17}$ , and  $m, R^1, n, R^2, q, X, Y, Z, R^4, R^5, R^6, R^7$  and  $R^8$  are as defined in formula (I), with an alkyl glycinate (for example, ethyl glycinate) in the presence of a reducing agent, (for

example,  $\text{NaCNBH}_4$ ), and subsequently with a metal isocyanate (for example, potassium isocyanate);  
and optionally after (a), (b), (c) or (d) forming a pharmaceutically acceptable salt or solvate.

5

The processes of the invention may conveniently be carried out in a solvent, e.g. an organic solvent such as an alcohol (e.g. methanol or ethanol), a hydrocarbon (e.g. toluene) or tetrahydrofuran, dimethylformamide, N-methylpyrrolidinone, dichloromethane or acetonitrile at a temperature of, for example,  $0^\circ\text{C}$  or above such as a temperature in the  
10 range from 0, 5, 10, 15 or  $20^\circ\text{C}$  to 100, 110 or  $120^\circ\text{C}$ .

Compounds of formulae (II), (III), (IV), (V), (VI), (VII) and (VIII) are either commercially available, are known in the literature or may be prepared using known techniques.

15 It will be appreciated by those skilled in the art that in the processes of the present invention certain functional groups such as hydroxyl or amino groups in the reagents may need to be protected by protecting groups. Thus, the preparation of the compounds of formula (I) may involve, at an appropriate stage, the removal of one or more protecting groups.

20

The protection and deprotection of functional groups is described in 'Protective Groups in Organic Chemistry', edited by J.W.F. McOmie, Plenum Press (1973) and 'Protective Groups in Organic Synthesis', 3<sup>rd</sup> edition, T.W. Greene and P.G.M. Wuts, Wiley-Interscience (1999).

25

The compounds of formula (I) above may be converted to a pharmaceutically acceptable salt or solvate thereof, preferably an acid addition salt such as a hydrochloride, hydrobromide, phosphate, acetate, fumarate, maleate, tartrate, citrate, oxalate, methanesulphonate or *p*-toluenesulphonate.

30

Compounds of formula (I) are capable of existing in stereoisomeric forms. It will be understood that the invention encompasses the use of all geometric and optical isomers (including atropisomers) of the compounds of formula (I) and mixtures thereof including racemates. The use of tautomers and mixtures thereof also form an aspect of the present invention. Enantiomerically pure forms are particularly desired.

The compounds of formula (I) have activity as pharmaceuticals, in particular as modulators of chemokine receptor (especially MIP-1 $\alpha$  chemokine receptor) activity, and may be used in the treatment of autoimmune, inflammatory, proliferative and hyperproliferative diseases and immunologically-mediated diseases including rejection of transplanted organs or tissues and Acquired Immunodeficiency Syndrome (AIDS).

Examples of these conditions are:

- (1) **(the respiratory tract)** airways diseases including chronic obstructive pulmonary disease (COPD) such as irreversible COPD; asthma, such as bronchial, allergic, intrinsic, extrinsic and dust asthma, particularly chronic or inveterate asthma (e.g. late asthma and airways hyper-responsiveness); bronchitis; acute, allergic, atrophic rhinitis and chronic rhinitis including rhinitis caseosa, hypertrophic rhinitis, rhinitis purulenta, rhinitis sicca and rhinitis medicamentosa; membranous rhinitis including croupous, fibrinous and pseudomembranous rhinitis and scrofulous rhinitis; seasonal rhinitis including rhinitis nervosa (hay fever) and vasomotor rhinitis; sarcoidosis, farmer's lung and related diseases, fibroid lung and idiopathic interstitial pneumonia;
- (2) **(bone and joints)** rheumatoid arthritis, seronegative spondyloarthropathies (including ankylosing spondylitis, psoriatic arthritis and Reiter's disease), Behcet's disease, Sjogren's syndrome and systemic sclerosis;
- (3) **(skin)** psoriasis, atopic dermatitis, contact dermatitis and other eczematous dermatides, seborrhoetic dermatitis, Lichen planus, Pemphigus, bullous Pemphigus,

Epidermolysis bullosa, urticaria, angiodermas, vasculitides, erythemas, cutaneous eosinophilias, uveitis, Alopecia areata and vernal conjunctivitis;

- 5 (4) **(gastrointestinal tract)** Coeliac disease, proctitis, eosinophilic gastro-enteritis, mastocytosis, Crohn's disease, ulcerative colitis, food-related allergies which have effects remote from the gut, e.g., migraine, rhinitis and eczema;
- 10 (5) **(other tissues and systemic disease)** multiple sclerosis, atherosclerosis, Acquired Immunodeficiency Syndrome (AIDS), lupus erythematosus, systemic lupus erythematosus, Hashimoto's thyroiditis, myasthenia gravis, type I diabetes, nephrotic syndrome, eosinophilia fasciitis, hyper IgE syndrome, lepromatous leprosy, sezary syndrome and idiopathic thrombocytopenia pupura;
- 15 (6) **(allograft rejection)** acute and chronic following, for example, transplantation of kidney, heart, liver, lung, bone marrow, skin and cornea; and chronic graft versus host disease;
- (7) cancers, especially non-small cell lung cancer (NSCLC) and squamous sarcoma;
- 20 (8) diseases in which angiogenesis is associated with raised chemokine levels; and
- (9) cystic fibrosis, stroke, re-perfusion injury in the heart, brain, peripheral limbs and sepsis.

25 Thus, the present invention provides a compound of formula (I), or a pharmaceutically-acceptable salt or solvate thereof, as hereinbefore defined for use in therapy.

In a further aspect, the present invention provides the use of a compound of formula (I), or a pharmaceutically acceptable salt or solvate thereof, as hereinbefore defined in the  
30 manufacture of a medicament for use in therapy.

In the context of the present specification, the term "therapy" also includes "prophylaxis" unless there are specific indications to the contrary. The terms "therapeutic" and "therapeutically" should be construed accordingly.

5

The invention also provides a method of treating an inflammatory disease which comprises administering to a patient in need thereof a therapeutically effective amount of a compound of formula (I), or a pharmaceutically acceptable salt or solvate thereof, as hereinbefore defined.

10

The invention still further provides a method of treating an airways disease which comprises administering to a patient in need thereof a therapeutically effective amount of a compound of formula (I), or a pharmaceutically acceptable salt or solvate thereof, as hereinbefore defined.

15

For the above-mentioned therapeutic uses the dosage administered will, of course, vary with the compound employed, the mode of administration, the treatment desired and the disorder indicated. The daily dosage of the compound of formula (I) may be in the range from 0.001 mg/kg to 30 mg/kg.

20

The compounds of formula (I) and pharmaceutically acceptable salts and solvates thereof may be used on their own but will generally be administered in the form of a pharmaceutical composition in which the formula (I) compound/salt/solvate (active ingredient) is in association with a pharmaceutically acceptable adjuvant, diluent or carrier.

25

Depending on the mode of administration, the pharmaceutical composition will preferably comprise from 0.05 to 99 %w (per cent by weight), more preferably from 0.05 to 80 %w, still more preferably from 0.10 to 70 %w, and even more preferably from 0.10 to 50 %w, of active ingredient, all percentages by weight being based on total composition.

The present invention also provides a pharmaceutical composition comprising a compound of formula (I), or a pharmaceutically acceptable salt or solvate thereof, as hereinbefore defined, in association with a pharmaceutically acceptable adjuvant, diluent or carrier.

5 The invention further provides a process for the preparation of a pharmaceutical composition of the invention which comprises mixing a compound of formula (I), or a pharmaceutically acceptable salt or solvate thereof, as hereinbefore defined, with a pharmaceutically acceptable adjuvant, diluent or carrier.

10 The pharmaceutical compositions may be administered topically (e.g. to the skin or to the lung and/or airways) in the form, e.g., of creams, solutions, suspensions, heptafluoroalkane aerosols and dry powder formulations; or systemically, e.g. by oral administration in the form of tablets, capsules, syrups, powders or granules; or by parenteral administration in the form of solutions or suspensions; or by subcutaneous administration; or by rectal  
15 administration in the form of suppositories; or transdermally.

The invention will now be further explained by reference to the following illustrative examples, in which  $^1\text{H}$  NMR spectra were recorded on Varian Unity Inova 400. The central solvent peak of chloroform-*d* ( $\delta_{\text{H}}$  7.27 ppm), acetone-*d*<sub>6</sub> ( $\delta_{\text{H}}$  2.05 ppm), DMSO-*d*<sub>6</sub>  
20 ( $\delta_{\text{H}}$  2.50 ppm), or methanol-*d*<sub>4</sub> ( $\delta_{\text{H}}$  4.87 ppm) were used as internal standard. Low resolution mass spectra and accurate mass determination were recorded on a Hewlett-Packard 1100 LC-MS system equipped with APCI /ESI ionisation chambers.

All solvents and commercial reagents were laboratory grade and used as received.

The nomenclature used for the compounds was generated with ACD/Name and  
25 ACD/Name Batch. The abbreviations or terms used in the examples have the following meanings:

DMF : *N,N*-dimethylformamide

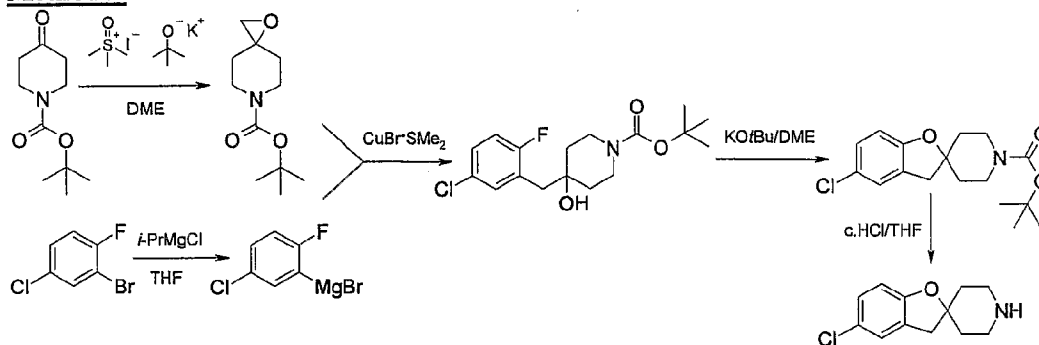
THF : tetrahydrofuran

DME : 1,2-dimethoxyethane

**Examples****Intermediate Compound: 5-Chloro-3H-spiro[1-benzofuran-2,4'-piperidine]**

**Method A:** This compound was prepared as described by Effland, R. C; Gardner, B. A;

5 Strupczewski, J., *J. Heterocyclic Chem.*, **1981**, *18*, 811-814.

**Method B:****i) 1-Oxa-6-azaspiro[2.5]octane-6-carboxylic acid, 1,1-dimethylethyl ester**

10 Potassium t-butoxide (31g) was added to a stirred suspension of trimethylsulfoxonium iodide (60.8g) in 1,2-dimethoxyethane (250ml) at 20°C. After 1 hour, the mixture was added portionwise over 30 minutes to a stirred solution of 4-oxo-1-piperidinecarboxylic acid, 1,1-dimethylethyl ester (50g) in 1,2-dimethoxyethane (50ml) at 0°C. After a further 2 hours, water (500ml) was added and the mixture extracted with *tert.*-butyl methyl ether (2

15 × 500ml). The organic extracts were washed separately with saturated sodium bicarbonate solution (250ml), combined, dried over anhydrous magnesium sulphate, filtered and evaporated under reduced pressure. The residual oil was co-evaporated with toluene (100ml) to give the sub-title compound (43.25g, 81 %) as a solid.

20 <sup>1</sup>H-NMR (400 MHz, CDCl<sub>3</sub>): δ 1.46 (9H, s), 1.43-1.48 (2H, m), 1.75-1.84 (2H, m), 2.69 (2H, s), 3.38-3.47 (2H, m), 3.70-3.75 (2H, m).

**(ii) 5-Chlorospiro[1-benzofuran-2,4'-piperidine]-1'-carboxylic acid, 1,1-dimethyl ester**

A solution of iso-propylmagnesium chloride in tetrahydrofuran (2M, 106.6ml) was added dropwise over 15 minutes to a stirred solution of 2-bromo-4-chloro-1-fluorobenzene (42.5g) in anhydrous tetrahydrofuran (250ml) at 0°C under nitrogen. After a further 15 minutes, a solution of 1-oxa-6-azaspiro[2.5]octane-6-carboxylic acid, 1,1-dimethylethyl ester (43.2g) in anhydrous tetrahydrofuran (50ml) was added followed by copper(I)bromide dimethyl sulphide complex (0.4g). The mixture was stirred at 40°C for 18 hours, cooled to 20°C, diluted with water (300ml) and extracted with *tert.*-butyl methyl ether (2 × 300ml). Organic extracts were dried over anhydrous magnesium sulphate, filtered and evaporated under reduced pressure. The residual oil was dissolved in 1,2-dimethoxypropane (200ml). Potassium *tert.*-butoxide (22.8g) was added and the mixture stirred at 40°C for 16 hours then at 50°C for 24 hours. Further potassium *tert.*-butoxide (5.7g) was added and stirring continued at 50°C for 2 hours then at 55°C for 4 hours. Water (500ml) was added and the mixture extracted with *tert.*-butyl methyl ether (2 × 300ml). Organic extracts were dried over anhydrous magnesium sulphate, filtered and evaporated under reduced pressure to give the sub-title compound (47.45g, 67 %) as an oil.

<sup>1</sup>H-NMR (400 MHz, CDCl<sub>3</sub>): δ 1.47 (9h, s), 1.67 (2H, td), 1.85-1.93 (2H, m), 2.94 (2H, s), 3.39 (2H, td), 3.65-3.80 (2H, m), 6.67 (1H, d), 7.06 (1H, d), 7.10 (1H, s).

**iii) 5-Chlorospiro[1-benzofuran-2,4'-piperidine]**

Concentrated hydrochloric acid (23ml) was added to a solution of 5-chlorospiro[1-benzofuran-2,4'-piperidine]-1'-carboxylic acid, 1,1-dimethyl ester (46.43g) in tetrahydrofuran (230ml). The mixture was stirred at 50°C for 6 hours, cooled to 20°C, diluted with water (230ml) and extracted with *tert.*-butyl methyl ether (2 × 230ml). The aqueous phase was adjusted to pH >10 by addition of 50wt.% sodium hydroxide solution and extracted with *tert.*-butyl methyl ether (3 × 300ml). Organic extracts were dried over anhydrous magnesium sulphate, filtered and evaporated under reduced pressure. The residual oil was dissolved in tetrahydrofuran (240ml), concentrated hydrochloric acid (12ml) was added and the mixture stirred at 20°C for 16 hours. Precipitated solid was filtered and dissolved in water (100ml). The solution was adjusted to pH >10 by addition

of 50wt.% sodium hydroxide solution and extracted with *tert.*-butyl methyl ether (3 × 100ml) to give the title compound (13.3g, 45 %) as a solid.

<sup>1</sup>H-NMR (400 MHz, CDCl<sub>3</sub>): δ 1.69-1.76 (2H, m), 1.83-1.87 (2H, m), 2.78-2.84 (2H, m),  
5 2.98-3.03 (4H, m), 6.65 (1H, d), 7.04 (1H, d), 7.13 (1H, s).

APCI-MS: m/z 224/6 [M+H]<sup>+</sup>

### **Example 1**

**(2S)-1-(5-Chloro-1'*H*,3*H*-spiro[1-benzofuran-2,4'-piperidin]-1'-yl)-3-(2-  
10 methoxyphenoxy)propan-2-ol hydrochloride**

#### **Step I:**

##### **(2S)-2-[(2-Methoxyphenoxy)]oxirane**

A mixture of (2S)-oxiran-2-ylmethyl-3-nitrobenzenesulfonate (777 mg, 3.0 mmol), 2-  
15 methoxyphenol (372.5 mg, 3.0 mmol) and Cs<sub>2</sub>CO<sub>3</sub> (1.3 g, 4.0 mmol) in DMF was stirred  
at room temperature overnight. The reaction mixture was partitioned between ethyl acetate  
and H<sub>2</sub>O. The organic layer was dried over Na<sub>2</sub>SO<sub>4</sub>, filtered and concentrated. The residue  
was purified by silica gel flash chromatography (0-30% ethyl acetate in petroleum spirit  
40-60) to give subtitled compound (425 mg).

20

<sup>1</sup>H-NMR (CDCl<sub>3</sub>, 400 MHz): δ 7.08-6.88 (m, 4H); 4.26 (dd, *J* = 3.6, 11.4 Hz, 1H); 4.08  
(dd, *J* = 5.4, 11.4 Hz, 1H); 3.90 (s, 3H); 3.43 (m, 1H); 2.92 (t, *J* = 4.8 Hz, 1H); 2.77 (dd, *J*  
= 2.7, 5.0 Hz, 1H).

APCI-MS: m/z 222(MH<sup>+</sup>).

25

#### **Step II:**

**(2S)-1-(5-Chloro-1'*H*,3*H*-spiro[1-benzofuran-2,4'-piperidin]-1'-yl)-3-(2-  
methoxyphenoxy)propan-2-ol**

A mixture of 5-chloro-3*H*-spiro[1-benzofuran-2,4'-piperidine] (150 mg, 0.67 mmol) and  
30 (2S)-2-[(2-methoxyphenoxy)methyl]oxirane (121 mg, 0.67 mmol) in ethanol (2 mL) was

stirred at 80 °C overnight. The volatiles were removed in vacuo and the residue was purified by silica gel flash chromatography (0-1% methanol in dichloromethane, 0.2% NH<sub>4</sub>OH) to give the titled compound (190 mg).

5 <sup>1</sup>H-NMR (CDCl<sub>3</sub>, 400 MHz): δ 7.10 (m, 1H); 7.05 (dd, *J* = 2.3, 8.5 Hz, 1H); 6.98-6.93 (m, 2H); 6.90 (m, 2H); 6.67 (d, *J* = 8.5 Hz, 1H); 4.18 (m, 1H); 4.05 (d, *J* = 5.0 Hz, 2H); 3.88 (s, 3H); 2.98 (s, 2H); 2.84 (m, 1H); 2.75 (m, 1H); 2.60 (m, 4H); 1.99 (m, 2H); 1.80 (m, 2H).

APCI-MS: *m/z* 403(MH<sup>+</sup>).

10

### Example 2

#### **2-[[[(2S)-3-(5-Chloro-1'*H*,3*H*-spiro[1-benzofuran-2,4'-piperidin]-1'-yl)-2-hydroxypropyl]oxy}phenol**

15 To a solution of (2S)-1-(5-chloro-1'*H*,3*H*-spiro[1-benzofuran-2,4'-piperidin]-1'-yl)-3-(2-methoxyphenoxy)propan-2-ol (180 mg, 0.444 mmol) in dichloromethane (4 mL) was added 1M BBr<sub>3</sub> solution in CH<sub>2</sub>Cl<sub>2</sub> (1.32 mL, 1.32 mmol) at 0 °C. After the addition was completed, the reaction mixture was stirred at 0 °C for 1.5 h. Methanol (1 mL) was added and the reaction mixture was stirred at 0 °C for 10 min, and concentrated in vacuo. The  
20 residue was dissolved in ethyl acetate and washed succesively with aqueous NaHCO<sub>3</sub> and H<sub>2</sub>O. The organic layer was dried over Na<sub>2</sub>SO<sub>4</sub>, filtered and concentrated. The residue was purified by silica gel flash chromatography (0-1.5% methanol in dichloromethane, 0.2% NH<sub>4</sub>OH) to give the titled compound (150 mg).

25 <sup>1</sup>H-NMR (CD<sub>3</sub>OD, 400 MHz): δ 7.14 (m, 1H); 7.04 (dd, *J* = 2.4, 8.5 Hz, 1H); 6.94 (m, 1H); 6.85-6.74 (m, 3H); 6.65 (d, *J* = 8.5 Hz, 1H); 4.18 (m, 1H); 4.04 (dd, *J* = 4.0, 9.9 Hz, 1H); 3.95 (dd, *J* = 5.9, 9.9 Hz, 1H); 3.04 (s, 2H); 2.79-2.57 (m, 6H); 2.00-1.82 (m, 4H).

APCI-MS: *m/z* 390(MH<sup>+</sup>).

**Example 3**

**(2S)-1-(5-Chloro-1'H,3H-spiro[1-benzofuran-2,4'-piperidin]-1'-yl)-3-[2-(2-hydroxyethoxy)phenoxy]propan-2-ol hydrochloride**

5 A mixture of 2-[[2-(2S)-3-(5-Chloro-1'H,3H-spiro[1-benzofuran-2,4'-piperidin]-1'-yl)-2-hydroxypropyl]oxy]phenol (50 mg, 0.128 mmol), chloroethanol (103 mg, 1.28 mmol) and K<sub>2</sub>CO<sub>3</sub> (207 mg, 1.5 mmol) in DMF (1.5 mL) was stirred at 83 °C for 4h. The reaction mixture was cooled to room temperature and partitioned between ethyl acetate and H<sub>2</sub>O. The organic layer was dried over Na<sub>2</sub>SO<sub>4</sub>, filtered and concentrated in vacuo. The residue was purified by silica gel flash chromatography (0-2.5% methanol in  
10 dichloromethane, 0.2% NH<sub>4</sub>OH) to give the titled compound (40 mg).

<sup>1</sup>H-NMR (CD<sub>3</sub>OD, 400 MHz): δ 7.13 (m, 1H); 7.06-6.97 (m, 3H); 6.94-6.90 (m, 2H); 6.65 (d, *J* = 8.5 Hz, 1H); 4.17 (m, 1H); 4.10-4.03 (m, 3H); 3.96 (dd, *J* = 6.2, 9.9 Hz, 1H); 3.89-  
15 3.85 (m, 2H); 3.02 (s, 2H); 2.76-2.56 (m, 6H); 1.98-1.78 (m, 4H).  
APCI-MS: m/z 434(MH<sup>+</sup>).

**Example 4**

**2-(2-[[2-(2S)-3-(5-Chloro-1'H,3H-spiro[1-benzofuran-2,4'-piperidin]-1'-yl)-2-hydroxypropyl]oxy]phenyl)-N-methylacetamide trifluoroacetate (salt)**  
20

**Step 1:**

**N-Methyl-2-{2-[(2S)-oxiran-2-ylmethoxy]phenyl}acetamide**

A mixture of 2-(2-hydroxyphenyl)-N-methylacetamide (1.00 g, 6.1 mmol) prepared  
25 according to a known procedure (Bernd, Peschke, *Eur. J. Med. Chem.*, **2000**, 35, 599-618), (2S)-oxiran-2-ylmethyl 3-nitrobenzenesulfonate (1.58 g, 6.1 mmol) and cesium carbonate (2.37 g, 7.3 mmol) in 1-methylpyrrolidin-2-one (15 ml) was stirred at room temperature overnight. The mixture was diluted with water and extracted with ethyl acetate, the combined organic layers were dried with sodium sulphate, volatiles were removed in

vacuo. The residue was purified by recrystallization from ethyl acetate/heptane; (390 mg) of the subtitle compound was obtained.

<sup>1</sup>H-NMR (CDCl<sub>3</sub>, 400 MHz): δ 7.30-7.23 (m, 2H); 7.00-6.96 (m, 1H); 6.89 (d, *J* = 8.3 Hz, 1H); 5.97 (br. s, 1H); 4.37 (dd, *J* = 2.6, 11.1 Hz, 1 H); 4.05-3.99 (m, 1H); 3.58 (br. s, 2H); 3.41-3.36 (m, 1H); 2.94 (t, *J* = 4.4 Hz, 1H); 2.86-2.83 (m, 1H); 2.75 (d, *J* = 4.9 Hz, 3H).  
APCI-MS: m/z 222 (MH<sup>+</sup>)

#### Step II:

10 **2-(2-[[[(2*S*)-3-(5-Chloro-1'*H*,3*H*-spiro[1-benzofuran-2,4'-piperidin]-1'-yl)-2-hydroxypropyl]oxy]phenyl]-*N*-methylacetamide trifluoroacetate**

A mixture of *N*-methyl-2-{2-[(2*S*)-oxiran-2-ylmethoxy]phenyl}acetamide (23 mg, 0.1 mmol) and 5-chloro-3*H*-spiro[1-benzofuran-2,4'-piperidine] (22 mg, 0.1 mmol) in ethanol (15 mL) was heated at reflux overnight, volatiles were removed in vacuo. The residue was purified by HPLC (acetonitrile/water, 0.1% trifluoroacetic acid) and gave (25 mg) of the subtitle compound.

<sup>1</sup>H-NMR (CDCl<sub>3</sub>, 400 MHz): δ 7.63-7.52 (m, 3); 7.44 (dd, *J* = 2.1, 8.5 Hz, 1H); 7.37-7.28 (m, 2H); 7.08 (d, *J* = 8.5 Hz, 1H); 4.82-4.72 (m, 1H); 4.46-4.35 (m, 2H); 4.10-3.96 (m, 2H); 3.96-3.69 (m, 6H); 3.47 (br. s, 2H); 3.05 (s, 3H); 2.63-2.45 (m, 4H).  
APCI-MS: m/z 445 (MH<sup>+</sup>)

#### Example 5

25 **(3*S*)-1-[(2-[[[(2*S*)-3-(5-Chloro-1'*H*,3*H*-spiro[1-benzofuran-2,4'-piperidin]-1'-yl)-2-hydroxypropyl]oxy]phenyl)acetyl]pyrrolidin-3-ol**

#### Step I:

**(3*S*)-1-[(2-Hydroxyphenyl)acetyl]pyrrolidin-3-ol**

A mixture of (2-hydroxyphenyl)acetic acid (304 mg, 2.0 mmol) and *N,N*-carbonyldiimidazole (405 mg, 2.5 mmol) in DMF (5 mL) was stirred at room temperature

for 45 min. A solution of (3S)-pyrrolidin-3-ol (435 mg, 5.0 mmol) in DMF (1.5 mL) was added and the reaction mixture was stirred at room temperature overnight. The reaction mixture was partitioned between ethyl acetate and H<sub>2</sub>O. The organic layer was dried over Na<sub>2</sub>SO<sub>4</sub>, filtered and concentrated. The residue was purified by silica gel flash chromatography (0-3% methanol in dichloromethane) to give the subtitled compound (205 mg).

<sup>1</sup>H-NMR (CD<sub>3</sub>OD, 400 MHz): δ 7.68 (s, 1H); 7.13-7.03 (m, 3H); 6.77 (m, 1H); 4.40 (m, 1H); 3.80-3.45 (m, 6H); 2.10-1.84 (m, 2H).

10 APCI-MS: m/z 222 (MH<sup>+</sup>).

#### Step II:

##### **(3S)-1-({2-[(2S)-Oxiran-2-ylmethoxy]phenyl}acetyl)pyrrolidin-3-ol**

A mixture of (2S)-oxiran-2-ylmethyl-3-nitrobenzenesulfonate (228 mg, 0.88 mmol), (3S)-1-[(2-hydroxyphenyl)acetyl]pyrrolidin-3-ol (196 mg, 0.88 mmol) and Cs<sub>2</sub>CO<sub>3</sub> (344 mg, 1.05 mmol) in DMF (5 mL) was stirred at room temperature overnight. The reaction mixture was partitioned between ethyl acetate and H<sub>2</sub>O. The organic layer was dried over Na<sub>2</sub>SO<sub>4</sub>, filtered and concentrated. The residue was purified by silica gel flash chromatography (0-3% methanol in dichloromethane) to give the subtitled compound (35 mg).

<sup>1</sup>H-NMR (CD<sub>3</sub>OD, 400 MHz): δ 7.26-7.15 (m, 2H); 6.97-6.88 (m, 2H); 4.48-4.30 (m, 2H); 3.94-3.45 (m, 8H); 2.86 (t, *J* = 4.8 Hz, 1H); 2.73 (m, 1H); 2.16-1.86 (m, 2H).

25 APCI-MS: m/z 278 (MH<sup>+</sup>).

#### Step III:

##### **(3S)-1-[(2-{{(2S)-3-(5-Chloro-1'*H*,3*H*-spiro[1-benzofuran-2,4'-piperidin]-1'-yl)-2-hydroxypropyl}oxy}phenyl)acetyl]pyrrolidin-3-ol**

A mixture of 5-chloro-3*H*-spiro[1-benzofuran-2,4'-piperidine] (26 mg, 0.115 mmol) and (3*S*)-1-({2-[(2*S*)-oxiran-2-ylmethoxy]phenyl}acetyl)pyrrolidin-3-ol (32 mg, 0.115 mmol) in ethanol (2 mL) was stirred at 80 °C overnight. The volatiles were removed in vacuo and the residue was purified by silica gel flash chromatography (0-2% methanol in  
5 dichloromethane, 0.2% NH<sub>4</sub>OH) to give the titled compound (33 mg).

<sup>1</sup>H-NMR (CD<sub>3</sub>OD, 400 MHz): δ 7.24 (m, 1H); 7.19 (d, *J* = 7.3 Hz, 1H); 7.14 (s, 1H); 7.05 (dd, *J* = 2.0, 8.5 Hz, 1H); 6.97 (d, *J* = 8.2 Hz, 1H); 6.91 (t, *J* = 7.3 Hz, 1H); 6.65 (d, *J* = 8.5 Hz, 1H); 4.46 (m, 0.5H); 4.42 (m, 0.5H); 4.15 (m, 1H); 4.05 (m, 1H); 3.97 (dd, *J* = 5.9, 9.8  
10 Hz, 1H); 3.75-3.47 (m, 6H); 3.00 (s, 2H); 2.74-2.52 (m, 6H); 2.14-1.80 (m, 6H).  
APCI-MS: *m/z* 501 (MH<sup>+</sup>).

### **Example 6**

***N*-(2-{{(2*S*)-3-(5-Chloro-1'*H*.3*H*-spiro[1-benzofuran-2,4'-piperidin]-1'-yl-2-  
15 hydroxypropyl}oxy}benzyl)acetamide**

#### **Step I:**

#### ***N*-(2-Hydroxybenzyl)acetamide**

2-Methoxybenzylamine (822 mg, 6.0 mmol) in methanol (10 mL) was treated with acetic  
20 anhydride (613 mg, 6.0 mmol) at room temperature for 2 h. The volatiles were removed in  
vacuo. The residue was dissolved in CH<sub>2</sub>Cl<sub>2</sub>, cooled to 0 °C, 1M solution of BBr<sub>3</sub> in  
CH<sub>2</sub>Cl<sub>2</sub> (12 mL, 12.0 mmol) was added slowly. After addition was completed the reaction  
mixture was stirred at room temperature overnight, cooled to 0 °C, methanol (3 mL) was  
added and after 10 min volatiles were removed in vacuo. The residue was dissolved in  
25 ethyl acetate, washed successively with aqueous NaHCO<sub>3</sub> and H<sub>2</sub>O. The organic layer was  
dried over Na<sub>2</sub>SO<sub>4</sub> filtered and concentrated. The residue was purified by silica gel flash  
chromatography (0-50% ethyl acetate in petroleum spirit) to give the subtitled compound  
(400 mg).

<sup>1</sup>H-NMR (CD<sub>3</sub>OD, 400 MHz): δ 7.16-7.06 (m, 2H); 6.81-6.74 (m, 2H); 4.18 (s, 2H); 1.99 (s, 3H).

APCI-MS: m/z 166 (MH<sup>+</sup>).

5 **Step II:**

***N*-{2-[(2S)-Oxiran-2-ylmethoxy]benzyl}acetamide**

A mixture of *N*-(2-hydroxybenzyl)acetamide (382 mg, 2.31 mmol), (2S)-oxiran-2-ylmethyl-3-nitrobenzenesulfonate (599 mg, 2.31 mmol) and Cs<sub>2</sub>CO<sub>3</sub> (901 mg, 2.77 mmol) in DMF (5 mL) was stirred at room temperature overnight. The reaction mixture was  
10 partitioned between ethyl acetate and H<sub>2</sub>O. The organic layer was dried over Na<sub>2</sub>SO<sub>4</sub>, filtered and concentrated. The residue was purified by silica gel flash chromatography (0-80% ethyl acetate in petroleum spirit) to give the subtitled compound (333 mg).

<sup>1</sup>H-NMR (CDCl<sub>3</sub>, 400 MHz): δ 7.32-7.22 (m, 2H); 6.95 (m, 1H); 6.87 (m, 1H); 6.34 (br.s, 1H);  
15 4.55-4.354 (m, 3H); 4.03 (dd, *J* = 5.1, 11.2 Hz, 1H); 3.39 (m, 1H); 2.95 (m, 1H); 2.86 (m, 1H); 1.98 (s, 3H).

APCI-MS: m/z 222 (MH<sup>+</sup>).

**Step III:**

20 ***N*-{2-[(2S)-3-(5-Chloro-1'*H*.3*H*-spiro[1-benzofuran-2,4'-piperidin]-1'-yl-2-hydroxypropyl]oxy}benzyl}acetamide**

A mixture of 5-chloro-3*H*-spiro[1-benzofuran-2,4'-piperidin] (64 mg, 0.284 mmol) and *N*-{2-[(2S)-oxiran-2-ylmethoxy]benzyl}acetamide (63 mg, 0.284 mmol) in ethanol (1.5 mL) was stirred at 80 °C overnight. The volatiles were removed in vacuo and the residue was  
25 purified by silica gel flash chromatography (0-1% methanol in dichloromethane, 0.2% NH<sub>4</sub>OH) to give the titled compound (85 mg).

<sup>1</sup>H-NMR (CD<sub>3</sub>OD, 400 MHz): δ 7.28-7.21 (m, 2H); 7.14 (s, 1H); 7.04 (dd, *J* = 2.2, 8.4 Hz, 1H); 6.97 (d, *J* = 8.1 Hz, 1H); 6.91 (t, *J* = 7.4 Hz, 1H); 6.65 (d, *J* = 8.5 Hz, 1H); 4.39 (s,

2H); 4.18 (m, 1H); 4.09 (dd,  $J = 3.9, 9.8$  Hz, 1H); 3.98 (dd,  $J = 5.9, 9.8$  Hz, 1H); 3.02 (s, 2H); 2.79-2.58 (m, 6H); 1.99-1.80 (m, 7H).

APCI-MS:  $m/z$  445 ( $MH^+$ ).

5 **Example 7**

**2-(2-[[*(2S)*-3-(5-Chloro-1'*H*,3*H*-spiro[1-benzofuran-2,4'-piperidin]-1'-yl)-2-hydroxypropyl]oxy]-4-methoxyphenyl)-*N*-methylacetamide**

**Step I**

10 **2-(2,4-Dimethoxyphenyl)-*N*-methylacetamide**

A mixture of (2,4-dimethoxyphenyl)acetic acid (577 mg, 3.0 mmol) and *N,N*-carbonyldiimidazole (608 mg, 3.75 mmol) in DMF (10 mL) was stirred at room temperature for 45 min, aqueous 40% methyl amine (4.5 mL) was added and the reaction mixture was stirred at room temperature over the week-end. The reaction mixture was  
15 partitioned between ethyl acetate and H<sub>2</sub>O. The organic layer was dried over Na<sub>2</sub>SO<sub>4</sub>, filtered and concentrated. The residue was purified by silica gel flash chromatography (0-80% ethyl acetate in petroleum spirit) to give the subtitled compound (460 mg).

<sup>1</sup>H-NMR (CDCl<sub>3</sub>, 400 MHz):  $\delta$  7.12 (d,  $J = 7.8$  Hz, 1H); 6.48 (m, 2H); 5.64 (br.s, 1H);  
20 3.83 (s, 3H); 3.81 (s, 3H); 3.25 (s, 2H); 2.73 (d,  $J = 4.8$  Hz, 3H).

APCI-MS:  $m/z$  210 ( $MH^+$ ).

**Step II:**

**2-(2-Hydroxy-4-methoxyphenyl)-*N*-methylacetamide**

25 To a solution of 2-(2,4-dimethoxyphenyl)-*N*-methylacetamide (445 mg, 2.12 mmol) in CH<sub>2</sub>Cl<sub>2</sub> (10 mL) was slowly added 1M BBr<sub>3</sub> solution in CH<sub>2</sub>Cl<sub>2</sub> (6.4 mL, 6.4 mmol). After addition was completed, the reaction mixture was stirred at 0 °C for 2.5 h, methanol (2 mL) was added and after 15 min the volatiles were removed in vacuo. The residue was dissolved in ethyl acetate, washed successively with aqueous NaHCO<sub>3</sub> and H<sub>2</sub>O. The  
30 organic layer was dried over Na<sub>2</sub>SO<sub>4</sub>, filtered and concentrated. The residue was purified

by silica gel flash chromatography (0-5% methanol in dichloromethane) to give the subtitled compound (16 mg) along with 2-(4-hydroxy-2-methoxyphenyl)-*N*-methylacetamide (30 mg).

5 2-(2-Hydroxy-4-methoxyphenyl)-*N*-methylacetamide:

<sup>1</sup>H-NMR (CDCl<sub>3</sub>, 400 MHz): δ 6.87 (d, *J* = 8.2 Hz, 1H); 6.56 (d, *J* = 2.6 Hz, 1H); 6.38 (dd, *J* = 2.7, 8.4 Hz, 1H); 6.08 (br.s, 1H); 3.78 (s, 3H); 3.49 (s, 2H); 2.83 (d, *J* = 4.8 Hz, 3H).  
APCI-MS: *m/z* 182 (MH<sup>+</sup>).

10 2-(4-Hydroxy-2-methoxyphenyl)-*N*-methylacetamide:

<sup>1</sup>H-NMR (CDCl<sub>3</sub>, 400 MHz): δ 6.97 (d, *J* = 8.2 Hz, 1H), 6.50 (d, *J* = 2.4 Hz, 1H), 6.44 (dd, *J* = 8.2, 2.4 Hz, 1H), 5.92 (d, *J* = 4.4 Hz, 1H), 3.76 (s, 3H), 3.48 (s, 2H), 2.76 (d, *J* = 4.8 Hz, 3H).  
APCI-MS: *m/z* 182 (MH<sup>+</sup>).

15

**Step III:**

**2-{4-Methoxy-2-[(2*S*)-oxiran-2-ylmethoxy]phenyl}-*N*-methylacetamide**

A mixture of 2-(2-hydroxy-4-methoxyphenyl)-*N*-methylacetamide (15 mg, 0.076 mmol), (2*S*)-oxiran-2-ylmethyl 3-nitrobenzenesulfonate (20 mg, 0.076 mmol) and Cs<sub>2</sub>CO<sub>3</sub> (30 mg, 0.091 mmol) in DMF (1.5 mL) was stirred at room temperature overnight. The reaction  
20 mixture was partitioned between ethyl acetate and H<sub>2</sub>O. The organic layer was dried over Na<sub>2</sub>SO<sub>4</sub>, filtered and concentrated. The residue was purified by silica gel flash chromatography (0-100% ethyl acetate in petroleum spirit) to give the subtitled compound (18 mg).

25

<sup>1</sup>H-NMR (CDCl<sub>3</sub>, 400 MHz): δ 7.17 (d, *J* = 8.2 Hz, 1H); 6.52-6.46 (m, 2H); 5.90 (br.s, 1H); 4.33 (dd, *J* = 2.6, 11.1 Hz, 1H); 3.97 (dd, *J* = 5.2, 11.1 Hz, 1H); 3.80 (s, 3H); 3.49 (s, 2H); 3.36 (m, 1H); 2.93 (t, *J* = 4.7 Hz, 1H); 2.82 (dd, *J* = 2.6, 4.7 Hz, 1H); 2.74 (d, *J* = 4.9 Hz, 3H).

30 APCI-MS: *m/z* 252 (MH<sup>+</sup>).

**Step IV:****2-(2-([(2S)-3-(5-Chloro-1'*H*,3*H*-spiro[1-benzofuran-2,4'-piperidin]-1'-yl)-2-hydroxypropyl]oxy)-4-methoxyphenyl)-*N*-methylacetamide**

5 A mixture of 5-chloro-3*H*-spiro[1-benzofuran-2,4'-piperidin] (16 mg, 0.0716 mmol) and 2-{4-methoxy-2-[(2*S*)-oxiran-2-ylmethoxy]phenyl}-*N*-methylacetamide (18 mg, 0.0716 mmol) in ethanol (1 mL) was stirred at 80 °C overnight. The volatiles were removed in vacuo and the residue was purified by silica gel flash chromatography (0-1% methanol in dichloromethane, 0.2% NH<sub>4</sub>OH) to give the titled compound (16 mg).

10

<sup>1</sup>H-NMR (CD<sub>3</sub>OD, 400 MHz): δ 7.23 (s, 1H); 7.20 (d, *J* = 8.3 Hz, 1H); 7.14 (dd, *J* = 2.2, 8.5 Hz, 1H); 6.73 (d, *J* = 8.5 Hz, 1H); 6.65 (d, *J* = 2.4 Hz, 1H); 6.59 (dd, *J* = 2.4, 8.3 Hz, 1H); 4.25 (m, 1H); 4.14 (dd, *J* = 3.9, 9.7 Hz, 1H); 4.05 (dd, *J* = 5.7, 9.7 Hz, 1H); 3.88 (s, 3H); 3.55 (s, 2H); 3.11 (s, 2H); 2.86-2.64 (m, 9H); 2.03 (m, 2H); 1.94 (m, 2H).

15 APCI-MS: *m/z* 475 (MH<sup>+</sup>).

**Example 8****2-(2-([(2S)-3-(5-Chloro-1'*H*,3*H*-spiro[1-benzofuran-2,4'-piperidin]-1'-yl)-2-hydroxypropyl]oxy)-4-hydroxyphenyl)-*N*-methylacetamide trifluoroacetate (salt)**

20

To a solution of 2-(2-([(2*S*)-3-(5-chloro-1'*H*,3*H*-spiro[1-benzofuran-2,4'-piperidin]-1'-yl)-2-hydroxypropyl]oxy)-4-methoxyphenyl)-*N*-methylacetamide (12 mg, 0.025 mmol) in CH<sub>2</sub>Cl<sub>2</sub> (1 mL) was slowly added 1M BBr<sub>3</sub> solution in CH<sub>2</sub>Cl<sub>2</sub> ((0.075 mL) at 0 °C. After addition was completed the reaction mixture was stirred at 0 °C for 80 min, 0.3 mL  
25 methanol was added and after 10 min the volatiles were removed in vacuo and the residue was subjected to HPLC (10-55% CH<sub>3</sub>CN in H<sub>2</sub>O, 0.1% CF<sub>3</sub>CO<sub>2</sub>H) to give the titled compound (7 mg).

<sup>1</sup>H-NMR (CD<sub>3</sub>OD, 400 MHz): δ 7.20 (s, 1H); 7.10 (m, 1H); 7.01 (d, *J* = 8.1 Hz, 1H); 6.74 (m, 1H); 6.43 (s, 1H); 6.39 (dd, *J* = 2.0, 8.1 Hz, 1H); 4.40 (m, 1H); 4.00 (m, 2H); 3.69 (m, 2H); 3.53-3.34 (m, 6H); 3.13 (s, 2H); 2.69 (s, 3H); 2.29-2.06 (m, 4H).  
APCI-MS: *m/z* 461 (MH<sup>+</sup>).

5

**Example 9**

**2-(4-{{(2S)-3-(5-Chloro-1'*H*,3*H*-spiro[1-benzofuran-2,4'-piperidin]-1'-yl)-2-hydroxypropyl}oxy}-2-methoxyphenyl)-*N*-methylacetamide**

10 **Step I:**

**2-{2-Methoxy-4-[(2S)-oxiran-2-ylmethoxy]-*N*-methylacetamide**

A mixture of (2S)-oxiran-2-ylmethyl 3-nitrobenzenesulfonate (37 mg, 0.143 mmol), 2-(4-hydroxy-2-methoxyphenyl)-*N*-methylacetamide (28 mg, 0.143 mmol) and cesium carbonate (58 mg, 0.178 mmol) in DMF (2 mL) was stirred at room temperature over  
15 night. The reaction mixture was partitioned between ethyl acetate and H<sub>2</sub>O. The organic layer was dried over Na<sub>2</sub>SO<sub>4</sub>, filtered and concentrated in vacuo. The residue was purified by silica gel flash chromatography (0-1% methanol in CH<sub>2</sub>Cl<sub>2</sub>) to give the subtitled compound (21 mg).

20 <sup>1</sup>H-NMR (CDCl<sub>3</sub>, 400 MHz): δ 7.12 (d, *J* = 8.3 Hz, 1H); 6.55 (d, *J* = 2.3 Hz, 1H); 6.48 (dd, *J* = 2.3, 8.0 Hz, 1H); 5.58 (brs, 1H); 4.26 (dd, *J* = 2.9, 11 Hz, 1H); 3.95 (dd, *J* = 5.8, 11.0 Hz, 1H); 3.82 (s, 3H); 3.42 (s, 2H); 3.36 (m, 1H); 2.93 (t, *J* = 4.7 Hz, 1H); 2.77 (dd, *J* = 2.6, 4.9 Hz, 1H); 2.74 (d, *J* = 4.9 Hz, 3H).  
APCI-MS: *m/z* 252(MH<sup>+</sup>).

25

**Step II:**

**2-(4-{{(2S)-3-(5-Chloro-1'*H*,3*H*-spiro[1-benzofuran-2,4'-piperidin]-1'-yl)-2-hydroxypropyl}oxy}-2-methoxyphenyl)-*N*-methylacetamide**

A mixture of 5-chloro-3H-spiro[1-benzofuran-2,4'-piperidine] (16 mg, 0.071 mmol) and 2-  
30 {2-methoxy-4-[(2S)-oxiran-2-ylmethoxy]-*N*-methylacetamide (18 mg, 0.071 mmol) in

ethanol (2 mL) was stirred at 80 °C over night. The volatiles were removed in vacuo and the residue was purified by silica gel flash chromatography (0-1% methanol in CH<sub>2</sub>Cl<sub>2</sub>, 0.2% NH<sub>4</sub>OH) to give the titled compound (20 mg).

5 <sup>1</sup>H-NMR (CD<sub>3</sub>OD, 400 MHz): δ 7.7.13 8s, 1H); 7.07 (d, *J* = 8.3 Hz, 1H); 7.04 (dd, *J* = 1.9, 8.5 Hz, 1H); 6.65 (d, *J* = 8.5 Hz, 1H); 6.58 (d, *J* = 2.2 Hz, 1H); 6.51 (dd, *J* = 2.2, 8.3 Hz, 1H); 4.16-4.09 (m, 1H); 4.01 (dd, *J* = 4.1, 9.7 Hz, 1H); 3.93 (dd, *J* = 5.8, 9.7 Hz, 1H); 3.80 (s, 3H); 3.40 (s, 2H); 3.00 (s, 2H); 2.78-2.52 (m, 9H); 1.98-1.78 (m, 4H).  
APCI-MS: *m/z* 475(MH<sup>+</sup>).

10

#### **Example 10**

**(2*S*)-1-(2-Amino-5-methoxyphenoxy)-3-(5-chloro-1'*H*,3*H*-spiro[1-benzofuran-2,4'-piperidin]-1'-yl)propan-2-ol bis(trifluoroacetate) (salt)**

#### 15 **Step I:**

##### ***N*-(2-Hydroxy-4 methoxyphenyl)acetamide**

2-Nitro-5-methoxyphenol (prepared from 3-methoxyphenol, R. J. Maleski, *Synthetic Communications*, **1993**, *23*, 343-348) (48.5g, 0.287 mol) dissolved in THF (1.5 L) was hydrogenated at ambient temperature over night with 10% palladium on carbon (10 g) until  
20 20.3 L of hydrogen was consumed. After filtration and evaporation the residue was suspended in degased water (1.7 L) and acetic anhydride (42.5 mL) was added with stirring. The mixture was heated to 60 °C for 1h and then cooled to room temperature. The volatiles were removed in vacuo and the solid was washed thoroughly with water and dried in vacuo to give brick-red crystals (41.7 g, 80 %).

25

<sup>1</sup>H-NMR (400 MHz, CDCl<sub>3</sub>): δ 8.98 (s, 1H); 7.34 (br.s, 1H); 6.81 (d, 1H); 6.58 (d, 1H); 6.44 (dd, 1H); 3.78 (s, 3H); 2.26 (s, 3H)

#### **Step II:**

30 ***N*-(4-Methoxy-2[(2*S*)-oxiran-2-ylmethoxy]phenyl)acetamide**

*N*-(2-Hydroxy-4-methoxyphenyl)acetamide (18.12 g, 0.1 mol) and (2*S*)-oxiran-2-ylmethyl 3-nitrobenzenesulfonate (25.92 g, 0.1 mol) were dissolved in dry DMF (75 mL) and stirred under nitrogen (N<sub>2</sub>) on an ice-bath. Cesium carbonate (35.8g, 0.11mol) was added and the stirring under N<sub>2</sub> was continued at ambient temperature overnight. The mixture was  
5 poured into ethyl acetate (1L) and water (250 mL). The organic phase was washed with water (3 x 250 mL), dried over Na<sub>2</sub>SO<sub>4</sub>, filtered and concentrated in vacuo to give an orange solid crude product (29 g), which was recrystallized from ethanol (100 mL) and washed with ether to give white crystals. More white crystals were obtained from the mother liquor, after evaporation and recrystallization from 2-propanol. Total yield 15 g  
10 (63%).

<sup>1</sup>H-NMR (CDCl<sub>3</sub>): δ 8.22 (d, 1H); 7.64 (bs, 1H); 6.53 (dd, 1H); 6.50 (d, 1H); 4.34 (dd, 1H); 3.92 (dd, 1H); 3.79 (s, 3H); 3.38 (m, 1H); 2.96 (t, 1H); 2.78 (dd, 1H); 2.20 (s, 3H)

15 **Step III:**

*N*-(2-{[(2*S*)-3-(5-Chloro-1'*H*,3*H*-spiro[1-benzofuran-2,4'-piperidin]-1'-yl)-2-hydroxypropyl]oxy}-4-methoxyphenyl)acetamide

A mixture of 5-chloro-3*H*-spiro[1-benzofuran-2,4'-piperidine] (200 mg, 0.894 mmol) and *N*-{4-methoxy-2[(2*S*)-oxiran-2-ylmethoxy]phenyl}acetamide (212 mg, 0.894 mmol) in  
20 ethanol (5 mL) was stirred at 80 °C overnight. The volatiles were removed in vacuo and the residue was purified by silica gel flash chromatography (0-2% methanol in dichloromethane, 0.2% NH<sub>4</sub>OH) to give the titled compound (400 mg).

<sup>1</sup>H-NMR (CD<sub>3</sub>OD, 400 MHz): δ 7.74 (d, *J* = 8.9 Hz, 1H); 7.13 (m, 1H); 7.04 (dd, *J* = 2.3, 8.5 Hz, 1H); 6.65 (d, *J* = 8.5 Hz, 1H); 6.61 (d, *J* = 2.7 Hz, 1H); 6.51 (dd, *J* = 2.7, 8.8 Hz, 1H); 4.17 (m, 1H); 4.08 (dd, *J* = 3.4, 10.0 Hz, 1H); 3.98 (dd, *J* = 6.3, 9.9 Hz, 1H); 3.79 (s, 3H); 3.03 (s, 2H); 2.72 (m, 4H); 2.62 (m, 2H); 2.15 (s, 3H); 1.95 (m, 2H); 1.84 (m, 2H).  
APCI-MS: *m/z* 461 (MH<sup>+</sup>).

30 **Step IV:**

**(2S)-1-(2-Amino-5-methoxyphenoxy)-3-(5-chloro-1'H,3H-spiro[1-benzofuran-2,4'-piperidin]-1'-yl)propan-2-ol bis(trifluoroacetate) (salt)**

A solution of *N*-(2-{[(2S)-3-(5-Chloro-1'H,3H-spiro[1-benzofuran-2,4'-piperidin]-1'-yl)-2-hydroxypropyl]oxy}-4-methoxyphenyl)acetamide (0.23 g, 0.5 mmol) in 1M aq. HCl (10 ml) was heated with reflux for 5 h. The reaction mixture was then concentrated in vacuo, and purified by HPLC to afford colourless solid (0.175 g, 54%).

<sup>1</sup>H-NMR (400 MHz, *d*<sub>6</sub>-DMSO): δ 7.28 (s, 1H), 7.15 (dd, *J* = 8.5, 2.3 Hz, 2H), 7.07 (br.s, 1H), 6.78 (d, *J* = 8.5 Hz, 1H), 6.67 (s, 1H), 6.53 (d, *J* = 8.6 Hz, 1H), 6.09 (s, 1H), 4.33 (m, 1H), 4.02 (m, 2H), 3.72 (s, 3H), 3.66 - 3.22 (m, 6H), 3.11 (s, 2H), 2.22 - 1.95 (m, 4H).  
APCI-MS: *m/z* 419 (MH<sup>+</sup>).

**Example 11**

***N*-(2-{[(2S)-3-(5-Chloro-1'H,3H-spiro[1-benzofuran-2,4'-piperidin]-1'-yl)-2-hydroxypropyl]oxy}-4-hydroxyphenyl)methanesulfonamide trifluoroacetate (salt)**

**Step I**

***N*-(2-{[(2S)-3-(5-Chloro-1'H,3H-spiro[1-benzofuran-2,4'-piperidin]-1'-yl)-2-hydroxypropyl]oxy}-4-hydroxyphenyl)acetamide**

To a cold (0 °C) solution of *N*-(2-{[(2S)-3-(5-chloro-1'H,3H-spiro[1-benzofuran-2,4'-piperidin]-1'-yl)-2-hydroxypropyl]oxy}-4-methoxyphenyl)acetamide (see Ex. 10) (380 mg, 0.82 mmol) in dichloromethane (8 mL) was added 1M solution of boron tribromide (BBr<sub>3</sub>) in dichloromethane (2.47 mL, 2.47 mmol) slowly. After addition was complete the icebath was removed and the reaction mixture was stirred at room temperature for 2 h 30 min. The reaction mixture was cooled to 0 °C and methanol (2 mL) was added slowly with stirring for 10 min. The volatiles were removed in vacuo. The residue was dissolved in large volume of ethyl acetate, washed successively with aqueous sodium hydrogencarbonate (NaHCO<sub>3</sub>) solution and water. The organic layer was dried over Na<sub>2</sub>SO<sub>4</sub>, filtered, concentrated and the residue was purified by silica gel flash

chromatography (0-3% methanol in dichloromethane, 0.2% NH<sub>4</sub>OH) to give the titled compound (155 mg).

<sup>1</sup>H-NMR (CD<sub>3</sub>OD, 400 MHz): δ 7.57 (d, *J* = 8.7 Hz, 1H); 7.14 (m, 1H); 7.04 (dd, *J* = 2.3, 8.5 Hz, 1H); 6.66 (d, *J* = 8.5 Hz, 1H); 6.48 (d, *J* = 2.5 Hz, 1H); 6.32 (dd, *J* = 2.5, 8.6 Hz, 1H); 4.17 (m, 1H); 4.06 (dd, *J* = 3.4, 9.8 Hz, 1H); 3.93 (dd, *J* = 6.2, 9.8 Hz, 1H); 3.03 (s, 2H); 2.70 (m, 4H); 2.59 (m, 2H); 2.13 (s, 3H); 1.95 (m, 2H); 1.84 (m, 2H).  
APCI-MS: *m/z* 447 (MH<sup>+</sup>).

10 **Step II:**

**4-Amino-3-[[[(2*S*)-3-(5-chloro-1'*H*,3*H*-spiro[1-benzofuran-2,4'-piperidin]-1'-yl)-2-hydroxypropyl]oxy]phenol bis(trifluoroacetate) (salt)**

*N*-(2-[[[(2*S*)-3-(5-Chloro-1'*H*,3*H*-spiro[1-benzofuran-2,4'-piperidin]-1'-yl)-2-hydroxypropyl]oxy]-4-hydroxyphenyl)acetamide (135 mg, 0.3 mmol) was stirred in 1M  
15 hydrochloric acid (3 mL) at 100 °C for 2h. The reaction mixture was concentrated in vacuo. After purification by preparative HPLC the subtitled compound was obtained as a white amorphous solid (150 mg).

<sup>1</sup>H-NMR (MeOH-*d*<sub>4</sub>, 400 MHz): δ 7.21 (bs, 1H); 7.18 (d, *J* = 8.8 Hz, 1H); 7.11 (dd, *J* = 2.0, 8.4 Hz, 1H); 6.74 (d, *J* = 8.4 Hz, 1H); 6.62 (d, *J* = 2.4 Hz, 1H); 6.49 (dd, *J* = 2.4, 8.8 Hz, 1H); 4.58-4.49 (m, 1H); 4.13 (d, *J* = 4.8 Hz, 2H); 3.8-3.6 (m, 2H); 3.6-3.4 (m, 2H); 3.48 (d, *J* = 13.2 Hz, 1H); 3.45 (d, *J* = 13.2 Hz, 1H); 3.16 (s, 2H); 2.31-2.17 (m, 4H)  
APCI-MS: *m/z* 405 (MH<sup>+</sup>)

25 **Step III:**

To a stirred solution of 4-Amino-3-[[[(2*S*)-3-(5-chloro-1'*H*,3*H*-spiro[1-benzofuran-2,4'-piperidin]-1'-yl)-2-hydroxypropyl]oxy]phenol bis(trifluoroacetate) (43 mg, 0.11 mmol) in dichloromethane (10 ml) was added pyridine (100 μl). The mixture was cooled to 0 °C, and methanesulfonyl chloride was added (12 mg, 0.11 mmol). The reaction mixture was

stirred at room temperature for 1 hour, then concentrated in vacuo, and purified by semi-preparative HPLC to afford colourless solid (24 mg, 37 %).

<sup>1</sup>H-NMR (400 MHz, *d*<sub>6</sub>-DMSO): δ 9.63 (s, 1H), 9.53 (br.s, 1H), 8.53 (s, 1H), 7.30 (s, 1H),  
5 7.16 (dd, *J* = 8.5, 1.8 Hz, 1H), 7.05 (d, *J* = 8.5 Hz, 1H), 6.79 (d, *J* = 8.5 Hz, 1H), 6.44 (d, *J*  
= 2.1 Hz, 1H), 6.37 (dd, *J* = 8.5, 2.4 Hz, 1H), 6.00 (br.s, 1H), 4.34 (br.s, 1H), 3.89 (m, 2H),  
3.64 - 3.15 (m, 8H), 3.11 (s, 1H), 2.86 (s, 3H), 2.23 - 2.00 (m, 4H)  
APCI-MS: *m/z* 483 (MH<sup>+</sup>).

10 **Example 12**

*N*-(2-{[(2*S*)-3-(5-Chloro-1'*H*,3*H*-spiro[1-benzofuran-2,4'-piperidin]-1'-yl)-2-hydroxypropyl]oxy}-4-methoxyphenyl)methanesulfonamide trifluoroacetate (salt)

To a stirred solution of (2*S*)-1-(2-amino-5-methoxyphenoxy)-3-(5-chloro-1'*H*,3*H*-spiro[1-benzofuran-2,4'-piperidin]-1'-yl)propan-2-ol bis(trifluoroacetate) (65 mg, 0.1 mmol) in  
15 dichloromethane (10 ml) was added pyridine (50 μl). The mixture was cooled to 0 °C, and methanesulfonyl chloride was added (11.4 mg, 0.1 mmol). The reaction mixture was stirred at room temperature overnight, and washed with water (10 ml). The solvent was removed in vacuo. Purification by semi-preparative HPLC yielded colourless solid (9 mg,  
20 15 %).

<sup>1</sup>H-NMR (400 MHz, *d*<sub>6</sub>-DMSO): δ 9.58 (br.s, 1H), 9.49 (br.s, 1H), 8.63 (s, 1H), 7.29 (s, 1H), 7.16 (m, 2H), 6.79 (m, 1H), 6.62 (d, *J* = 2.6 Hz, 1H), 6.54 (dd, *J* = 8.7, 2.5 Hz, 1H), 6.01 (br.s, 1H), 4.35 (br.s, 1H), 4.05 - 3.89 (m, 2H), 3.75 (s, 3H), 3.67 - 3.15 (m, 6H), 3.10  
25 (s, 2H), 2.87 (s, 3H), 2.24 - 1.95 (m, 4H)  
APCI-MS: *m/z* 497 (MH<sup>+</sup>).

**Example 13**

(2*S*)-1-(4-Bromo-2-fluorophenoxy)-3-(5-chloro-1'*H*,3*H*-spiro[1-benzofuran-2,4'-piperidin]-1'-yl)propan-2-ol  
30

A slurry of 4-bromo-2-fluorophenol (100 uL, 0.5 M in dimethylformamide), (2S)-oxiran-2-ylmethyl 3-nitrobenzenesulfonate (100 uL, 0.5 M in dimethylformamide) and caesium carbonate (13 mg, 0.04 mmol) was stirred at room temperature over night, and then  
5 partitioned between water and dichloromethane. The organic phase was evaporated, and the resulting crude (2S)-2-[(4-bromo-2-fluorophenoxy)methyl]-oxirane was dissolved in ethanol (400 uL) and 5-chloro-3*H*-spiro[1-benzofuran-2,4'-piperidine] (100 uL, 0.5 M in dimethylformamide) was added. The mixture was refluxed over night, and the solvent was evaporated. Purification was performed on C18 with acetonitrile/water 0.1% trifluoroacetic  
10 acid as mobile phase. Pure fractions were collected, pooled and evaporated to give the title compound as the trifluoroacetate salt.

APCI-MS m/z: 471 [MH<sup>+</sup>]

The following Examples 14 to 64 were prepared by methods analogous to the method  
15 described in Example 13.

**Example 14**

**(2S)-1-(5-Chloro-1'*H*,3*H*-spiro[1-benzofuran-2,4'-piperidin]-1'-yl)-3-(3-ethynylphenoxy)propan-2-ol**

20 APCI-MS m/z: 398 [MH<sup>+</sup>]

**Example 15**

**(2S)-1-(5-Chloro-1'*H*,3*H*-spiro[1-benzofuran-2,4'-piperidin]-1'-yl)-3-(2,4-dichloro-3,5-dimethylphenoxy)propan-2-ol**

25 APCI-MS m/z: 470 [MH<sup>+</sup>]

**Example 16**

**(2S)-1-(4-Chloro-2-isoxazol-5-ylphenoxy)-3-(5-chloro-1'*H*,3*H*-spiro[1-benzofuran-2,4'-piperidin]-1'-yl)propan-2-ol**

30 APCI-MS m/z: 475 [MH<sup>+</sup>]

**Example 17**

(4-{{(2S)-3-(5-Chloro-1'H,3H-spiro[1-benzofuran-2,4'-piperidin]-1'-yl)-2-hydroxypropyl}oxy}phenyl)(phenyl)methanone  
APCI-MS m/z: 478 [MH<sup>+</sup>]

5 **Example 18**

(2S)-1-(5-Chloro-1'H,3H-spiro[1-benzofuran-2,4'-piperidin]-1'-yl)-3-(2,3,4,6-tetrachlorophenoxy)propan-2-ol  
APCI-MS m/z: 510 [MH<sup>+</sup>]

10 **Example 19**

(2S)-1-(5-Chloro-1'H,3H-spiro[1-benzofuran-2,4'-piperidin]-1'-yl)-3-(2-cyclohexyl-5-methylphenoxy)propan-2-ol  
APCI-MS m/z: 470 [MH<sup>+</sup>]

15 **Example 20**

(2S)-1-(5-Chloro-1'H,3H-spiro[1-benzofuran-2,4'-piperidin]-1'-yl)-3-phenoxypropan-2-ol  
APCI-MS m/z: 374 [MH<sup>+</sup>]

20 **Example 21**

(2S)-1-(2-Bromophenoxy)-3-(5-chloro-1'H,3H-spiro[1-benzofuran-2,4'-piperidin]-1'-yl)propan-2-ol  
APCI-MS m/z: 453 [MH<sup>+</sup>]

25 **Example 22**

2-{{(2S)-3-(5-Chloro-1'H,3H-spiro[1-benzofuran-2,4'-piperidin]-1'-yl)-2-hydroxypropyl}oxy}benzaldehyde  
APCI-MS m/z: 402 [MH<sup>+</sup>]

30 **Example 23**

5-tert-Butyl-2-{{(2S)-3-(5-chloro-1'H,3H-spiro[1-benzofuran-2,4'-piperidin]-1'-yl)-2-hydroxypropyl}oxy}benzaldehyde

APCI-MS m/z: 458 [MH<sup>+</sup>]

**Example 24**

(2S)-1-(5-Chloro-1'H,3H-spiro[1-benzofuran-2,4'-piperidin]-1'-yl)-3-(1,1':3',1''-  
5 terphenyl-2'-yloxy)propan-2-ol

APCI-MS m/z: 526 [MH<sup>+</sup>]

**Example 25**

1-(2-{{(2S)-3-(5-Chloro-1'H,3H-spiro[1-benzofuran-2,4'-piperidin]-1'-yl)-2-  
10 hydroxypropyl}oxy}-5-methoxyphenyl)ethanone

APCI-MS m/z: 446 [MH<sup>+</sup>]

**Example 26**

1-(5-Bromo-2-{{(2S)-3-(5-chloro-1'H,3H-spiro[1-benzofuran-2,4'-piperidin]-1'-yl)-2-  
15 hydroxypropyl}oxy}phenyl)ethanone

APCI-MS m/z: 495 [MH<sup>+</sup>]

**Example 27**

(2S)-1-(4-Chloro-2-isopropyl-5-methylphenoxy)-3-(5-chloro-1'H,3H-spiro[1-  
20 benzofuran-2,4'-piperidin]-1'-yl)propan-2-ol

APCI-MS m/z: 464 [MH<sup>+</sup>]

**Example 28**

(2S)-1-(5-Chloro-1'H,3H-spiro[1-benzofuran-2,4'-piperidin]-1'-yl)-3-(2,3-dimethyl-4-  
25 nitrophenoxy)propan-2-ol

APCI-MS m/z: 447 [MH<sup>+</sup>]

**Example 29**

(2S)-1-(5-Chloro-1'H,3H-spiro[1-benzofuran-2,4'-piperidin]-1'-yl)-3-(2,4-  
30 dichlorophenoxy)propan-2-ol

APCI-MS m/z: 442 [MH<sup>+</sup>]

**Example 30**

Ethyl (2E)-3-(4-{{(2S)-3-(5-chloro-1'H,3H-spiro[1-benzofuran-2,4'-piperidin]-1'-yl)-2-hydroxypropyl}oxy}-3-methoxyphenyl)acrylate

APCI-MS m/z: 502 [MH<sup>+</sup>]

5

**Example 31**

(2S)-1-(5-Chloro-1'H,3H-spiro[1-benzofuran-2,4'-piperidin]-1'-yl)-3-(2-methyl-3-nitrophenoxy)propan-2-ol

APCI-MS m/z: 433 [MH<sup>+</sup>]

10

**Example 32**

5-Chloro-2-{{(2S)-3-(5-chloro-1'H,3H-spiro[1-benzofuran-2,4'-piperidin]-1'-yl)-2-hydroxypropyl}oxy}benzaldehyde

APCI-MS m/z: 436 [MH<sup>+</sup>]

15

**Example 33**

(2S)-1-(5-Chloro-1'H,3H-spiro[1-benzofuran-2,4'-piperidin]-1'-yl)-3-(2-fluorophenoxy)propan-2-ol

APCI-MS m/z: 392 [MH<sup>+</sup>]

20

**Example 34**

(2S)-1-(5-Chloro-1'H,3H-spiro[1-benzofuran-2,4'-piperidin]-1'-yl)-3-(3-fluorophenoxy)propan-2-ol

APCI-MS m/z: 392 [MH<sup>+</sup>]

25

**Example 35**

(2S)-1-(5-Chloro-1'H,3H-spiro[1-benzofuran-2,4'-piperidin]-1'-yl)-3-(4-fluorophenoxy)propan-2-ol

APCI-MS m/z: 392 [MH<sup>+</sup>]

30

**Example 36**

(2S)-1-(2-Chlorophenoxy)-3-(5-chloro-1'H,3H-spiro[1-benzofuran-2,4'-piperidin]-1'-yl)propan-2-ol

APCI-MS m/z: 408 [MH<sup>+</sup>]

5 Example 37

(2S)-1-(3-Chlorophenoxy)-3-(5-chloro-1'H,3H-spiro[1-benzofuran-2,4'-piperidin]-1'-yl)propan-2-ol

APCI-MS m/z: 408 [MH<sup>+</sup>]

10 Example 38

(2S)-1-(4-Chlorophenoxy)-3-(5-chloro-1'H,3H-spiro[1-benzofuran-2,4'-piperidin]-1'-yl)propan-2-ol

APCI-MS m/z: 408 [MH<sup>+</sup>]

15 Example 39

(2S)-1-(3-Bromophenoxy)-3-(5-chloro-1'H,3H-spiro[1-benzofuran-2,4'-piperidin]-1'-yl)propan-2-ol

APCI-MS m/z: 453 [MH<sup>+</sup>]

20 Example 40

(2S)-1-(4-Bromophenoxy)-3-(5-chloro-1'H,3H-spiro[1-benzofuran-2,4'-piperidin]-1'-yl)propan-2-ol

APCI-MS m/z: 453 [MH<sup>+</sup>]

25 Example 41

(2S)-1-(2-tert-Butyl-5-methylphenoxy)-3-(5-chloro-1'H,3H-spiro[1-benzofuran-2,4'-piperidin]-1'-yl)propan-2-ol

APCI-MS m/z: 444 [MH<sup>+</sup>]

30 Example 42

(2S)-1-(5-Chloro-1'H,3H-spiro[1-benzofuran-2,4'-piperidin]-1'-yl)-3-[2-(trifluoromethyl)phenoxy]propan-2-ol

APCI-MS m/z: 442 [MH<sup>+</sup>]

**Example 43**

1-(2-{{(2S)-3-(5-Chloro-1'H,3H-spiro[1-benzofuran-2,4'-piperidin]-1'-yl)-2-  
5 hydroxypropyl}oxy}-4,5-dimethoxyphenyl)ethanone

APCI-MS m/z: 476 [MH<sup>+</sup>]

**Example 44**

(2S)-1-(5-Chloro-1'H,3H-spiro[1-benzofuran-2,4'-piperidin]-1'-yl)-3-[2,3,5,6-  
10 tetrafluoro-4-(trifluoromethyl)phenoxy]propan-2-ol

APCI-MS m/z: 514 [MH<sup>+</sup>]

**Example 45**

(2S)-1-(4-Chloro-3-ethylphenoxy)-3-(5-chloro-1'H,3H-spiro[1-benzofuran-2,4'-  
15 piperidin]-1'-yl)propan-2-ol

APCI-MS m/z: 436 [MH<sup>+</sup>]

**Example 46**

(2S)-1-(5-Chloro-1'H,3H-spiro[1-benzofuran-2,4'-piperidin]-1'-yl)-3-[3-(2,5-dimethyl-  
20 1H-pyrrol-1-yl)phenoxy]propan-2-ol

APCI-MS m/z: 467 [MH<sup>+</sup>]

**Example 47**

(2S)-1-(5-Chloro-1'H,3H-spiro[1-benzofuran-2,4'-piperidin]-1'-yl)-3-[2-  
25 (hydroxymethyl)phenoxy]propan-2-ol

APCI-MS m/z: 404 [MH<sup>+</sup>]

**Example 48**

(2S)-1-(5-Chloro-1'H,3H-spiro[1-benzofuran-2,4'-piperidin]-1'-yl)-3-[2-(2-  
30 hydroxyethyl)phenoxy]propan-2-ol

APCI-MS m/z: 418 [MH<sup>+</sup>]

**Example 49**

3-{[(2S)-3-(5-Chloro-1'H,3H-spiro[1-benzofuran-2,4'-piperidin]-1'-yl)-2-hydroxypropyl]oxy}benzotrile

APCI-MS m/z: 399 [MH<sup>+</sup>]

5

**Example 50**

2-{[(2S)-3-(5-Chloro-1'H,3H-spiro[1-benzofuran-2,4'-piperidin]-1'-yl)-2-hydroxypropyl]oxy}benzotrile

APCI-MS m/z: 399 [MH<sup>+</sup>]

10

**Example 51**

(2S)-1-(5-Chloro-1'H,3H-spiro[1-benzofuran-2,4'-piperidin]-1'-yl)-3-(2-morpholin-4-ylphenoxy)propan-2-ol

APCI-MS m/z: 459 [MH<sup>+</sup>]

15

**Example 52**

(2S)-1-(5-Chloro-1'H,3H-spiro[1-benzofuran-2,4'-piperidin]-1'-yl)-3-(2,3-difluoro-6-nitrophenoxy)propan-2-ol

APCI-MS m/z: 455 [MH<sup>+</sup>]

20

**Example 53**

(2S)-1-(5-Chloro-1'H,3H-spiro[1-benzofuran-2,4'-piperidin]-1'-yl)-3-(2,3,6-trichlorophenoxy)propan-2-ol

APCI-MS m/z: 476 [MH<sup>+</sup>]

25

**Example 54**

(2S)-1-(5-Chloro-1'H,3H-spiro[1-benzofuran-2,4'-piperidin]-1'-yl)-3-(4-fluoro-2-methoxyphenoxy)propan-2-ol

APCI-MS m/z: 422 [MH<sup>+</sup>]

30

**Example 55**

**5-Chloro-2-{{(2S)-3-(5-chloro-1'H,3H-spiro[1-benzofuran-2,4'-piperidin]-1'-yl)-2-hydroxypropyl}oxy}-3-methylbenzaldehyde**

APCI-MS m/z: 450 [MH<sup>+</sup>]

5 **Example 56**

**(2S)-1-(5-Chloro-1'H,3H-spiro[1-benzofuran-2,4'-piperidin]-1'-yl)-3-[4-(4-methylpiperidin-1-yl)-2-nitrophenoxy]propan-2-ol**

APCI-MS m/z: 517 [MH<sup>+</sup>]

10 **Example 57**

**(2S)-1-(5-Chloro-1'H,3H-spiro[1-benzofuran-2,4'-piperidin]-1'-yl)-3-(2,4-dichloro-3,5-dimethyl-6-nitrophenoxy)propan-2-ol**

APCI-MS m/z: 514 [MH<sup>+</sup>]

15 **Example 58**

**1-(3,5-Dichloro-2-{{(2S)-3-(5-chloro-1'H,3H-spiro[1-benzofuran-2,4'-piperidin]-1'-yl)-2-hydroxypropyl}oxy}phenyl)propan-1-one**

APCI-MS m/z: 498 [MH<sup>+</sup>]

20 **Example 59**

**(2S)-1-(5-Chloro-1'H,3H-spiro[1-benzofuran-2,4'-piperidin]-1'-yl)-3-(4-ethylphenoxy)propan-2-ol**

APCI-MS m/z: 402 [MH<sup>+</sup>]

25 **Example 60**

**(2S)-1-(5-Chloro-1'H,3H-spiro[1-benzofuran-2,4'-piperidin]-1'-yl)-3-(2-ethylphenoxy)propan-2-ol**

APCI-MS m/z: 402 [MH<sup>+</sup>]

30 **Example 61**

**(2S)-1-(5-Chloro-1'H,3H-spiro[1-benzofuran-2,4'-piperidin]-1'-yl)-3-(3-ethylphenoxy)propan-2-ol**

APCI-MS m/z: 402 [MH<sup>+</sup>]

**Example 62**

(2S)-1-(5-Chloro-1'H,3H-spiro[1-benzofuran-2,4'-piperidin]-1'-yl)-3-(3-morpholin-4-ylphenoxy)propan-2-ol

APCI-MS m/z: 459 [MH<sup>+</sup>]

**Example 63**

(2S)-1-(5-Chloro-1'H,3H-spiro[1-benzofuran-2,4'-piperidin]-1'-yl)-3-[2-(5-methyl-1,3,4-oxadiazol-2-yl)phenoxy]propan-2-ol

APCI-MS m/z: 456 [MH<sup>+</sup>]

**Example 64**

4-{[(2S)-3-(5-Chloro-1'H,3H-spiro[1-benzofuran-2,4'-piperidin]-1'-yl)-2-hydroxypropyl]oxy}benzotrile

APCI-MS m/z: 399 [MH<sup>+</sup>]

**Example 65**

(2S)-1-(5-chloro-1'H,3H-spiro[1-benzofuran-2,4'-piperidin]-1'-yl)-3-[2-(pyrrolidin-1-ylsulfonyl)phenoxy]propan-2-ol

**Step I:**

**2-(pyrrolidin-1-ylsulfonyl)phenol**

To a solution of 4-tert-butyl-2-methoxybenzenesulfonyl chloride (258 mg, 0.99 mmol) in DMF (6 ml) was added pyrrolidine (70 mg, 0.99 mmol) and the solution was stirred at ambient temperature for 30 minutes, and concentrated in vacuo. The residue was dissolved in xylene (10ml) and then added to mixture of AlCl<sub>3</sub> (525 mg, 3.39 mmol) in xylene (5ml). The resulting mixture was stirred for 18 h at 70 °C. After colling the mixture was poured into stirred ice-cold water, and extracted with ether (2 x 30ml). The ether layer

was dried over sodium sulfate, filtered and concentrated to give 120 mg of subtitle compound.

<sup>1</sup>H-NMR (400 MHz, D<sub>2</sub>O): δ 7.64 (1H, m); 7.41(1H, m); 6.95 (2H, m); 3.22 (4H, m);

5 1.85 (4H, m)

APCI-MS m/z: 228.1 [MH<sup>+</sup>]

**Step II:**

**1-({2-[(2R)-oxiran-2-ylmethoxy]phebyl}sulphonyl)pyrrolidine**

10 Prepared from 2-(pyrrolidin-1-ylsulfonyl)phenol as described in Example 1, Step 1.

APCI-MS m/z: 284.2 [MH<sup>+</sup>]

**Step III:**

15 **(2S)-1-(5-chloro-1'*H*,3*H*-spiro[1-benzofuran-2,4'-piperidin]-1'-yl)-3-[2-(pyrrolidin-1-ylsulfonyl)phenoxy]propan-2-ol**

Prepared from 1-({2-[(2R)-oxiran-2-ylmethoxy]phebyl}sulphonyl)pyrrolidine as described in Example 1, Step 2.

20 <sup>1</sup>H-NMR (400 MHz, D<sub>2</sub>O): δ 7.83 (1H, m); 7.55(1H, m); 7.16 (H, s); 7.09(3H, m); 6.75 (1H, d; *J* = 9 Hz); 4.57(1H, m); 4.18( 2H, m); 3.7(1H, m); 3.59(2H, m); 3.35(6H, m); 3.10(1H, M); 2.33(2H, m); 2.14(2H, m); 1.80(4H, m).

APCI-MS m/z: 507 [MH<sup>+</sup>]

25 **Example 66**

**1-(2-{{(2S)-3-(5-chloro-1'*H*,3*H*-spiro[1-benzofuran-2,4'-piperidin]-1'-yl)-2hydroxypropoxy}benzyl}imidazoline-2,4-dione**

**Step I:**

30 **2-[(2S)-oxiran-2-ylmethoxy]benzaldehyde**

Salicylaldehyde (486 mg, 3.99 mmol) and (2*S*)-oxiran-2-ylmethyl 3-nitrobenzenesulfonate (900 mg, 3.47 mmol) was dissolved in DMF (5 ml) and Cs<sub>2</sub>CO<sub>3</sub> (1.28 g, 3.94 mmol) was added. The reaction mixture stirred for 12 at room temperature. Water (100 ml) was added, and the mixture was extracted with DCM (2 x 50 ml). The combined organic extracts were washed with water (2 x 50 ml). The volatiles were removed in vacuo to give the subtitle compound (76 %, 710 mg), which was used directly in the next step.

APCI-MS: m/z 179 (MH<sup>+</sup>)

10 **Step II:**

**2-{{[(2*S*)-3-(5-chloro-1'*H*,3*H*-spiro[1-benzofuran-2,4'-piperidin]1'-yl)-2-hydroxypropyl]oxy}benzaldehyd**

A mixture of 5-chloro-3*H*-spiro[1-benzofuran-2,4'-piperidine] (889 mg, 3.99 mmol) and 2-[[2*S*]-oxiran-2-ylmethoxy]benzaldehyde (710 mg, 3.99 mmol) in EtOH (30 ml) was heated at 80 °C for 12 h. The volatiles were removed in vacuo and the residue was purified by flash chromatography (silica gel, CH<sub>2</sub>Cl<sub>2</sub>:MeOH, 10:1) to give the subtitle compound (60 %, 933 mg).

APCI-MS: m/z 402 (MH<sup>+</sup>)

20

**Step III:**

**Ethyl *N*-(2-{{[(2*S*)-3-(5-chloro-1'*H*,3*H*-spiro[1-benzofuran-2,4'-piperidin]1'-yl)-2-hydroxypropyl]oxy}benzaldehyd)glycinate**

A mixture of 2-{{[(2*S*)-3-(5-chloro-1'*H*,3*H*-spiro[1-benzofuran-2,4'-piperidin]1'-yl)-2-hydroxypropyl]oxy}benzaldehyd (933 mg, 2.41 mmol) and ethyl glycinate hydrochloride (335 mg, 2.41 mmol) and NaCNBH<sub>4</sub> (302 mg, 4.28 mmol) in EtOH/THF (1:1, 30 ml) was stirred in room temperature at pH 4 (adjusted by addition of acetic acid) for 1.5 h. The volatiles were removed in vacuo, and the residue was purified by flash chromatography (silica gel, CH<sub>2</sub>Cl<sub>2</sub>:MeOH, 10:1) to give the subtitle compound (37 %, 435 mg).

30

APCI-MS: m/z 490 (MH<sup>+</sup>)

**Step IV:**

**1-(2-{{(2S)-3-(5-chloro-1'H,3H-spiro[1-benzofuran-2,4'-piperidin]-1'-yl)-  
2-hydroxypropoxy}benzyl}imidazoline-2,4-dione**

Ethyl *N*-(2-{{(2S)-3-(5-chloro-1'H,3H-spiro[1-benzofuran-2,4'-piperidin]1'-yl)-2-  
hydroxypropyl]oxy}benzaldehyd)glycinate (435 mg, 0.89 mmol) was dissolved in 1M HCl  
(0.975 ml) and KOCN (109 mg, 1.33 mmol) was added. The reaction mixture was heated  
to 90 °C for 10 min. Conc. HCl (1.11 ml) was added, and the reaction mixture was heated  
at 100 °C for 0.5 h. The volatiles were removed in vacuo, and the residue was purified by  
flash chromatography (silica gel, CH<sub>2</sub>Cl<sub>2</sub>:MeOH, 10:1) and HPLC to give the title  
compound (35 %, 152 mg).

<sup>1</sup>H-NMR (acetone-*d*<sub>6</sub>, 400 MHz): δ 7.28 – 7.34 (m, 2H); 6.92 – 7.19 (m, 4H); 6.67 – 6.73  
(m, 1H); 4.55 – 4.60 (m, 2H); 3.95 – 4.5 (m, 3H); 3.80 – 3.85 (m, 2H); 3.05 – 3.15 (m, 2H);  
2.65 – 2.85 (m, 6H); 1.56 – 1.95 (m, 4H).

APCI-MS: m/z 486(MH<sup>+</sup>)

**Example 67**

**(2S)-{2-chloro-5-[3-(5-chloro-1'H,3H-spiro[1-benzofuran-2,4'-piperidin]-1'-yl)-2-  
hydroxypropoxy]phenoxy}acetic acid**

**Step I:**

**(2S)-2-[(4-chloro-3-methoxyphenoxy)methyl]oxirane**

Sodium nitrite (5 g) in water was added to a solution of 2-chloro-5-amino-anisole (10 g) in  
sulfuric acid (3%, 50 ml) at 50 °C. Stirred for 1h and then heated at reflux for 1h. The  
solution was cooled and extracted with ethyl acetate, which was dried (Na<sub>2</sub>SO<sub>4</sub>) and  
concentrated *in vacuo*. To the resultant gum was added (2S)-oxiran-2-ylmethyl 3-  
nitrobenzenesulfonate (1.6 g) and caesium carbonate (2 g) in THF (10 ml) and the mixture  
was stirred at 50 °C overnight. The mixture was concentrated, water was added and

extracted with ethyl acetate. The combined organic layers were dried with sodium sulphate and the volatiles were removed *in vacuo*. Purification by column chromatography (ethyl acetate:isohexanes 1:4) gave the title compound as an orange oil (0.42 g).

5 GCMS: m/z 214 (MH<sup>+</sup>)

**Step II:**

**(2S)-{2-chloro-5-[3-(5-chloro-1'*H*,3*H*-spiro[1-benzofuran-2,4'-piperidin]-1'-yl)-2-hydroxypropoxy]phenoxy}acetic acid**

10 A mixture of 5-chloro-3*H*-spiro[1-benzofuran-2,4'-piperidine] (0.6 g) and (2S)-2-[(4-chloro-3-methoxyphenoxy)methyl]oxirane (1 g) in ethanol (10 mL) was stirred at 60 °C overnight. The volatiles were removed *in vacuo* and the residue was purified by column chromatography (ethyl acetate:isohexanes:ethanol, 1:1:0 to 20:0:1) to give a gum (0.6 g). The gum was dissolved in DCM (10 ml) and treated with BBr<sub>3</sub> (1M in DCM; 2 ml) at r.t.  
15 for 1h. Methanol (1 ml) was added and stirred for 1h then concentrated *in vacuo* to leave the phenol intermediate. This phenol (0.6 g) was added to a mixture of potassium carbonate (0.5 g) and methyl bromoacetate (0.24 g) in THF (10ml) and heated at reflux for 4h. The mixture was cooled and methanol (10 ml) was added followed by lithium hydroxide (20mg). The mixture was stirred at r.t for 3h and then concentrated *in vacuo*.  
20 Methanol (2ml) was added and the mixture was filtered and the filtrate purified by reverse phase HPLC (Xterra, gradient 75-5% aqueous ammonia (0.2% aq.) in acetonitrile) to give the title compound as a white solid (40mg).

1H-NMR (CDCl<sub>3</sub>, 400 MHz): δ 7.30 (d, 1H); 7.23 (s, 1H), 7.1 (dd, 1H); 6.74 (d, 1H);  
25 6.54-6.57 (m, 2H); 4.71 (s, 2H); 3.90-4.02 (m, 2H); 3.82 (tt, 1H); 3.00 (s, 2H); 2.50-2.80 (m, 6H); 1.70-1.90 (m, 4H)

APCI-MS: m/z 480(M-H<sup>+</sup>)

**Example 68**

(2S)-{2,4-dichloro-5-[3-(5-chloro-1'*H*,3*H*-spiro[1-benzofuran-2,4'-piperidin]-1'-yl)-2-hydroxypropoxy]phenoxy}acetic acid

**Step I:**

5 **Methyl (2,4-dichloro-5-hydroxyphenoxy)acetate**

A mixture of 4,6-dichlororesorcinol (2 g), potassium carbonate (1.54 g) and methyl bromoacetate (1.71 g) in DMF (10 ml) was heated at 80 °C for 24h. The resulting mixture was cooled and water (200 ml) added. Solid (bis-alkylated product) was filtered off, then the aqueous was acidified with aq. HCl, which was extracted with ether and the organics  
10 were dried and concentrated *in vacuo*. Purification by RPHPLC (Xterra, gradient 95-5%, ammonia (0.2% aq.) in acetonitrile) gave the subtitle compound (0.65 g) as a solid.

APCI-MS: m/z 250(M+H<sup>+</sup>)

15 **Step II:**

(2S)-{2,4-dichloro-5-[3-(5-chloro-1'*H*,3*H*-spiro[1-benzofuran-2,4'-piperidin]-1'-yl)-2-hydroxypropoxy]phenoxy}acetic acid

A mixture of (2S)-oxiran-2-ylmethyl-3-nitrobenzenesulfonate (0.4 g), methyl (2,4-dichloro-5-hydroxyphenoxy)acetate (0.39 g) and Cs<sub>2</sub>CO<sub>3</sub> (0.58 g) in DMF (2 ml) was  
20 stirred at r.t. overnight. Water was added and (2,4-dichloro-5-oxiranylmethoxy-phenoxy)-acetic acid methyl ester (0.22 g) was isolated by filtration and dried *in vacuo*. 5-Chloro-3*H*-spiro[1-benzofuran-2,4'-piperidine] (0.16 g) in ethanol (5 ml) was added and heated at 70 °C for 2h. The mixture was allowed to cool and water (1 ml) followed by LiOH (2eq) was added. Stirred for 3h. RPHPLC (Xterra, gradient 95-5%, ammonia (0.2% aq.) :  
25 acetonitrile) gave the title compound (0.1g) as a white solid.

<sup>1</sup>H NMR (DMSO 300MHz) δ 7.40 (s, 1H); 7.22 (d, J = 2.1Hz, 1H); 7.09 (dd, J = 8.5, 2.3Hz, 1H); 6.75 (d, J = 8.5Hz, 1H); 6.64 (s, 1H); 4.93 (s, 1H); 4.22 (s, 2H); 4.01-3.85 (m, 3H); 2.99 (s, 2H); 2.66-2.35 (m, 6H); 1.87-1.67 (m, 4H)

30 APCI-MS: m/z 514 (M-H<sup>+</sup>)

## THP-1 Chemotaxis Assay

### Introduction

5 The assay measures the chemotactic response elicited by MIP-1 $\alpha$  chemokine in the human monocytic cell line THP-1. Compounds are evaluated by their ability to depress the chemotactic response to a standard concentration of MIP-1 $\alpha$  chemokine.

### Methods

#### 10 Culture of THP-1 cells

Cells are thawed rapidly at 37°C from frozen aliquots and resuspended in a 25 cm flask containing 5 ml of RPMI-1640 medium supplemented with Glutamax and 10% heat inactivated fetal calf serum without antibiotics (RPMI+10%HIFCS). At day 3 the medium is discarded and replaced with fresh medium.

15

THP-1 cells are routinely cultured in RPMI-1640 medium supplemented with 10% heat inactivated fetal calf serum and glutamax but without antibiotics. Optimal growth of the cells requires that they are passaged every 3 days and that the minimum subculture density is  $4 \times 10^5$  cells/ml.

20

#### Chemotaxis assay

Cells are removed from the flask and washed by centrifugation in RPMI + 10%HIFCS + glutamax. The cells are then resuspended at  $2 \times 10^7$  cells/ml in fresh medium (RPMI + 10%HIFCS + glutamax) to which is added calcein-AM (5  $\mu$ l of stock solution to 1 ml to  
25 give a final concentration of  $5 \times 10^{-6}$  M). After gentle mixing the cells are incubated at 37°C in a CO<sub>2</sub> incubator for 30 minutes. The cells are then diluted to 50 ml with medium and washed twice by centrifugation at 400xg. Labelled cells are then resuspended at a cell concentration of  $1 \times 10^7$  cells/ml and incubated with an equal volume of MIP-1 $\alpha$  antagonist ( $10^{-10}$  M to  $10^{-6}$  M final concentration) for 30 minutes at 37°C in a humidified CO<sub>2</sub>  
30 incubator.

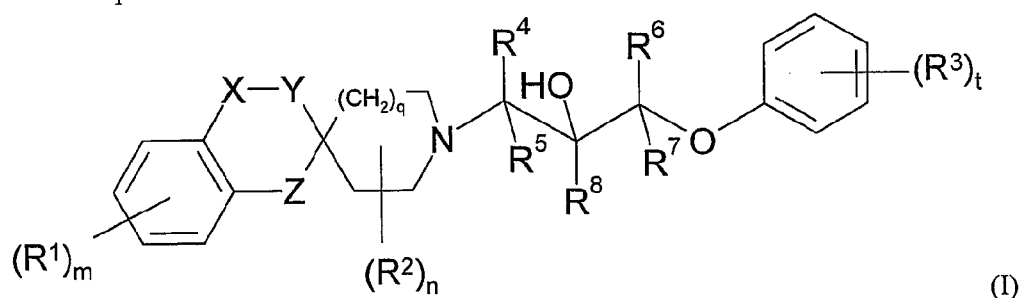
Chemotaxis is performed using Neuroprobe 96-well chemotaxis plates employing 8  $\mu$ m filters (cat no. 101-8). Thirty microlitres of chemoattractant supplemented with various concentrations of antagonists or vehicle are added to the lower wells of the plate in triplicate. The filter is then carefully positioned on top and then 25 $\mu$ l of cells preincubated with the corresponding concentration of antagonist or vehicle is added to the surface of the filter. The plate is then incubated for 2 hours at 37°C in a humidified CO<sub>2</sub> incubator. The cells remaining on the surface are then removed by adsorption and the whole plate is centrifuged at 2000 rpm for 10 minutes. The filter is then removed and the cells that have migrated to the lower wells are quantified by the fluorescence of cell associated calcein-AM. Cell migration is then expressed in fluorescence units after subtraction of the reagent blank and values are standardized to % migration by comparing the fluorescence values with that of a known number of labelled cells. The effect of antagonists is calculated as % inhibition when the number of migrated cells is compared with vehicle.

Reference to any prior art in the specification is not, and should not be taken as, an acknowledgment, or any form of suggestion, that this prior art forms part of the common general knowledge in Australia or any other jurisdiction or that this prior art could reasonably be expected to be ascertained, understood and regarded as relevant by a person skilled in the art.

As used herein, except where the context requires otherwise, the term "comprise" and variations of the term, such as "comprising", "comprises" and "comprised", are not intended to exclude other additives, components, integers or steps.

## CLAIMS

1. A compound of formula



5 wherein

m is 0, 1, 2, 3 or 4;

each  $R^1$  independently represents halogen, cyano, hydroxyl,  $C_1$ - $C_6$  alkyl,  $C_1$ - $C_6$  haloalkyl,  $C_1$ - $C_6$  alkoxy or sulphonamido;

10 X represents a bond,  $-CH_2-$  or  $-O-$ , Y represents a bond,  $-CH_2-$  or  $-O-$ , and Z represents a bond,  $-O-$ ,  $-NH-$  or  $-CH_2-$ , provided that only one of X, Y and Z can represent a bond at any one time and provided that X and Y do not both simultaneously represent  $-O-$ ;

n is 0, 1 or 2;

each  $R^2$  independently represents halogen,  $C_1$ - $C_6$  alkyl or  $C_1$ - $C_6$  haloalkyl ;

15 q is 0 or 1;

t is 0, 1, 2, 3, 4 or 5;

each  $R^3$  independently represents halogen, cyano, nitro, hydroxyl,  $-C(O)H$ ,  $-NR^9R^{10}$ ,  $-CH_2C(O)NR^{11}R^{12}$ ,  $-CH_2NHC(O)R^{13}$ ,  $-NHSO_2R^{14}$ ,  $-SO_2NR^{15}R^{16}$ ,  $-CH_2-R^{17}$ ,  $C_1$ - $C_6$  alkylcarbonyl, phenylcarbonyl,  $C_3$ - $C_6$  cycloalkyl, or a group selected from  $C_1$ - $C_6$  alkyl,  $C_2$ - $C_6$  alkenyl,  $C_2$ - $C_6$  alkynyl,  $C_1$ - $C_6$  alkoxy, phenyl and a saturated or unsaturated 5- to 10-membered heterocyclic ring system comprising at least one ring heteroatom selected from nitrogen, oxygen and sulphur, each group being optionally substituted with at least one substituent selected from halogen, cyano, hydroxyl, carboxyl,  $C_1$ - $C_6$  alkyl,  $C_1$ - $C_6$  alkoxy and  $C_1$ - $C_6$  alkoxy carbonyl;

20

$R^4, R^5, R^6, R^7$  and  $R^8$  each independently represent hydrogen, halogen,  $C_1$ - $C_6$  alkyl or  $C_1$ - $C_6$  haloalkyl ;

$R^9$  and  $R^{10}$  each independently represent hydrogen or  $C_1$ - $C_6$  alkyl;

$R^{11}$  and  $R^{12}$  each independently represent hydrogen or  $C_1$ - $C_6$  alkyl, or  $R^{11}$  and  $R^{12}$  together with the nitrogen atom to which they are attached form a 4- to 7-membered saturated heterocyclic ring which may be optionally substituted with at least one substituent selected from hydroxyl;

$R^{13}$  and  $R^{14}$  each independently represent hydrogen or  $C_1$ - $C_6$  alkyl; and

$R^{15}$  and  $R^{16}$  each independently represent hydrogen or  $C_1$ - $C_6$  alkyl, or  $R^{15}$  and  $R^{16}$  together with the nitrogen atom to which they are attached form a 4- to 7-membered saturated heterocyclic ring which may be optionally substituted with at least one substituent selected from hydroxyl;

$R^{17}$  is a 5 to 7 membered saturated heterocyclic ring containing at least one nitrogen atom, which ring may be optionally substituted with one or more oxo groups; or a pharmaceutically acceptable salt or solvate thereof.

2. A compound according to claim 1, wherein X and Y have the meanings shown in the following table:

X	Y
bond	O
O	bond
$CH_2$	bond
bond	$CH_2$

3. A compound according to claim 1 or claim 2, wherein Z represents -O- or  $-CH_2-$ .

4. A compound according to any one of claims 1 to 3, wherein q is 1.

5. A compound according to any one of claims 1 to 4, wherein  $m$  is 1 and  $R^1$  represents halogen.
6. A compound according to any one of claims 1 to 5, wherein each  $R^3$  independently represents halogen, cyano, nitro, hydroxyl,  $-C(O)H$ ,  $-NR^9R^{10}$ ,  $-CH_2C(O)NR^{11}R^{12}$ ,  $-CH_2NHC(O)R^{13}$ ,  $-NHSO_2R^{14}$ ,  $-SO_2NR^{15}R^{16}$ ,  $-CH_2-R^{17}$ ,  $C_1-C_4$  alkylcarbonyl, phenylcarbonyl,  $C_5-C_6$  cycloalkyl or a group selected from  $C_1-C_4$  alkyl,  $C_2-C_4$  alkenyl,  $C_2-C_4$  alkynyl,  $C_1-C_4$  alkoxy, phenyl and a saturated or unsaturated 5- to 6-membered heterocyclic ring system comprising one, two, three or four ring heteroatoms independently selected from nitrogen, oxygen and sulphur, each group being optionally substituted with one, two, three or four substituents independently selected from halogen, cyano, hydroxyl, carboxyl,  $C_1-C_4$  alkyl,  $C_1-C_4$  alkoxy and  $C_1-C_4$  alkoxycarbonyl.
7. A compound according to claim 6, wherein the saturated or unsaturated 5- to 6-membered heterocyclic ring system is isoxazolyl, pyrrolyl, morpholinyl, piperidinyl or oxadiazolyl.
8. A compound according to claim 1 selected from:
- (2S)-1-(5-Chloro-1'*H*,3*H*-spiro[1-benzofuran-2,4'-piperidin]-1'-yl)-3-(2-methoxyphenoxy)propan-2-ol hydrochloride,
- 2-([(2S)-3-(5-Chloro-1'*H*,3*H*-spiro[1-benzofuran-2,4'-piperidin]-1'-yl)-2-hydroxypropyl]oxy}phenol,
- (2S)-1-(5-Chloro-1'*H*,3*H*-spiro[1-benzofuran-2,4'-piperidin]-1'-yl)-3-[2-(2-hydroxyethoxy)phenoxy]propan-2-ol hydrochloride,
- 2-(2-([(2S)-3-(5-Chloro-1'*H*,3*H*-spiro[1-benzofuran-2,4'-piperidin]-1'-yl)-2-hydroxypropyl]oxy}phenyl)-*N*-methylacetamide trifluoroacetate (salt),
- (3S)-1-[(2-([(2S)-3-(5-Chloro-1'*H*,3*H*-spiro[1-benzofuran-2,4'-piperidin]-1'-yl)-2-hydroxypropyl]oxy}phenyl)acetyl]pyrrolidin-3-ol,
- N*-(2-([(2S)-3-(5-Chloro-1'*H*,3*H*-spiro[1-benzofuran-2,4'-piperidin]-1'-yl)-2-hydroxypropyl]oxy}benzyl)acetamide,

2-(2-{[(2S)-3-(5-Chloro-1'H,3H-spiro[1-benzofuran-2,4'-piperidin]-1'-yl)-2-hydroxypropyl]oxy}-4-methoxyphenyl)-N-methylacetamide,

2-(2-{[(2S)-3-(5-Chloro-1'H,3H-spiro[1-benzofuran-2,4'-piperidin]-1'-yl)-2-hydroxypropyl]oxy}-4-hydroxyphenyl)-N-methylacetamide trifluoroacetate (salt),

5 2-(4-{[(2S)-3-(5-Chloro-1'H,3H-spiro[1-benzofuran-2,4'-piperidin]-1'-yl)-2-hydroxypropyl]oxy}-2-methoxyphenyl)-N-methylacetamide,

(2S)-1-(2-Amino-5-methoxyphenoxy)-3-(5-chloro-1'H,3H-spiro[1-benzofuran-2,4'-piperidin]-1'-yl)propan-2-ol bis(trifluoroacetate),

10 N-(2-{[(2S)-3-(5-Chloro-1'H,3H-spiro[1-benzofuran-2,4'-piperidin]-1'-yl)-2-hydroxypropyl]oxy}-4-hydroxyphenyl)methanesulfonamide trifluoroacetate,

N-(2-{[(2S)-3-(5-Chloro-1'H,3H-spiro[1-benzofuran-2,4'-piperidin]-1'-yl)-2-hydroxypropyl]oxy}-4-methoxyphenyl)methanesulfonamide trifluoroacetate,

(2S)-1-(4-Bromo-2-fluorophenoxy)-3-(5-chloro-1'H,3H-spiro[1-benzofuran-2,4'-piperidin]-1'-yl)propan-2-ol,

15 (2S)-1-(5-Chloro-1'H,3H-spiro[1-benzofuran-2,4'-piperidin]-1'-yl)-3-(3-ethynylphenoxy)propan-2-ol,

(2S)-1-(5-Chloro-1'H,3H-spiro[1-benzofuran-2,4'-piperidin]-1'-yl)-3-(2,4-dichloro-3,5-dimethylphenoxy)propan-2-ol,

20 (2S)-1-(4-Chloro-2-isoxazol-5-ylphenoxy)-3-(5-chloro-1'H,3H-spiro[1-benzofuran-2,4'-piperidin]-1'-yl)propan-2-ol,

(4-{[(2S)-3-(5-Chloro-1'H,3H-spiro[1-benzofuran-2,4'-piperidin]-1'-yl)-2-hydroxypropyl]oxy}phenyl)(phenyl)methanone,

(2S)-1-(5-Chloro-1'H,3H-spiro[1-benzofuran-2,4'-piperidin]-1'-yl)-3-(2,3,4,6-tetrachlorophenoxy)propan-2-ol,

25 (2S)-1-(5-Chloro-1'H,3H-spiro[1-benzofuran-2,4'-piperidin]-1'-yl)-3-(2-cyclohexyl-5-methylphenoxy)propan-2-ol,

(2S)-1-(5-Chloro-1'H,3H-spiro[1-benzofuran-2,4'-piperidin]-1'-yl)-3-phenoxypropan-2-ol,

30 (2S)-1-(2-Bromophenoxy)-3-(5-chloro-1'H,3H-spiro[1-benzofuran-2,4'-piperidin]-1'-yl)propan-2-ol,

2-{[(2S)-3-(5-Chloro-1'H,3H-spiro[1-benzofuran-2,4'-piperidin]-1'-yl)-2-hydroxypropyl]oxy}benzaldehyde,

5-tert-Butyl-2-{[(2S)-3-(5-chloro-1'H,3H-spiro[1-benzofuran-2,4'-piperidin]-1'-yl)-2-hydroxypropyl]oxy}benzaldehyde,

5 (2S)-1-(5-Chloro-1'H,3H-spiro[1-benzofuran-2,4'-piperidin]-1'-yl)-3-(1,1':3',1''-terphenyl-2'-yloxy)propan-2-ol,

1-(2-{[(2S)-3-(5-Chloro-1'H,3H-spiro[1-benzofuran-2,4'-piperidin]-1'-yl)-2-hydroxypropyl]oxy}-5-methoxyphenyl)ethanone,

10 1-(5-Bromo-2-{[(2S)-3-(5-chloro-1'H,3H-spiro[1-benzofuran-2,4'-piperidin]-1'-yl)-2-hydroxypropyl]oxy}phenyl)ethanone,

(2S)-1-(4-Chloro-2-isopropyl-5-methylphenoxy)-3-(5-chloro-1'H,3H-spiro[1-benzofuran-2,4'-piperidin]-1'-yl)propan-2-ol,

(2S)-1-(5-Chloro-1'H,3H-spiro[1-benzofuran-2,4'-piperidin]-1'-yl)-3-(2,3-dimethyl-4-nitrophenoxy)propan-2-ol,

15 (2S)-1-(5-Chloro-1'H,3H-spiro[1-benzofuran-2,4'-piperidin]-1'-yl)-3-(2,4-dichlorophenoxy)propan-2-ol,

Ethyl (2E)-3-(4-{[(2S)-3-(5-chloro-1'H,3H-spiro[1-benzofuran-2,4'-piperidin]-1'-yl)-2-hydroxypropyl]oxy}-3-methoxyphenyl)acrylate,

20 (2S)-1-(5-Chloro-1'H,3H-spiro[1-benzofuran-2,4'-piperidin]-1'-yl)-3-(2-methyl-3-nitrophenoxy)propan-2-ol,

5-Chloro-2-{[(2S)-3-(5-chloro-1'H,3H-spiro[1-benzofuran-2,4'-piperidin]-1'-yl)-2-hydroxypropyl]oxy}benzaldehyde,

(2S)-1-(5-Chloro-1'H,3H-spiro[1-benzofuran-2,4'-piperidin]-1'-yl)-3-(2-fluorophenoxy)propan-2-ol,

25 (2S)-1-(5-Chloro-1'H,3H-spiro[1-benzofuran-2,4'-piperidin]-1'-yl)-3-(3-fluorophenoxy)propan-2-ol,

(2S)-1-(5-Chloro-1'H,3H-spiro[1-benzofuran-2,4'-piperidin]-1'-yl)-3-(4-fluorophenoxy)propan-2-ol,

30 (2S)-1-(2-Chlorophenoxy)-3-(5-chloro-1'H,3H-spiro[1-benzofuran-2,4'-piperidin]-1'-yl)propan-2-ol,

(2S)-1-(3-Chlorophenoxy)-3-(5-chloro-1'H,3H-spiro[1-benzofuran-2,4'-piperidin]-1'-yl)propan-2-ol,

(2S)-1-(4-Chlorophenoxy)-3-(5-chloro-1'H,3H-spiro[1-benzofuran-2,4'-piperidin]-1'-yl)propan-2-ol,

5 (2S)-1-(3-Bromophenoxy)-3-(5-chloro-1'H,3H-spiro[1-benzofuran-2,4'-piperidin]-1'-yl)propan-2-ol,

(2S)-1-(4-Bromophenoxy)-3-(5-chloro-1'H,3H-spiro[1-benzofuran-2,4'-piperidin]-1'-yl)propan-2-ol,

10 (2S)-1-(2-tert-Butyl-5-methylphenoxy)-3-(5-chloro-1'H,3H-spiro[1-benzofuran-2,4'-piperidin]-1'-yl)propan-2-ol,

(2S)-1-(5-Chloro-1'H,3H-spiro[1-benzofuran-2,4'-piperidin]-1'-yl)-3-[2-(trifluoromethyl)phenoxy]propan-2-ol,

1-(2-{{(2S)-3-(5-Chloro-1'H,3H-spiro[1-benzofuran-2,4'-piperidin]-1'-yl)-2-hydroxypropyl}oxy}-4,5-dimethoxyphenyl)ethanone,

15 (2S)-1-(5-Chloro-1'H,3H-spiro[1-benzofuran-2,4'-piperidin]-1'-yl)-3-[2,3,5,6-tetrafluoro-4-(trifluoromethyl)phenoxy]propan-2-ol,

(2S)-1-(4-Chloro-3-ethylphenoxy)-3-(5-chloro-1'H,3H-spiro[1-benzofuran-2,4'-piperidin]-1'-yl)propan-2-ol,

20 (2S)-1-(5-Chloro-1'H,3H-spiro[1-benzofuran-2,4'-piperidin]-1'-yl)-3-[3-(2,5-dimethyl-1H-pyrrol-1-yl)phenoxy]propan-2-ol,

(2S)-1-(5-Chloro-1'H,3H-spiro[1-benzofuran-2,4'-piperidin]-1'-yl)-3-[2-(hydroxymethyl)phenoxy]propan-2-ol,

(2S)-1-(5-Chloro-1'H,3H-spiro[1-benzofuran-2,4'-piperidin]-1'-yl)-3-[2-(2-hydroxyethyl)phenoxy]propan-2-ol,

25 3-{{(2S)-3-(5-Chloro-1'H,3H-spiro[1-benzofuran-2,4'-piperidin]-1'-yl)-2-hydroxypropyl}oxy}benzotrile,

2-{{(2S)-3-(5-Chloro-1'H,3H-spiro[1-benzofuran-2,4'-piperidin]-1'-yl)-2-hydroxypropyl}oxy}benzotrile,

30 (2S)-1-(5-Chloro-1'H,3H-spiro[1-benzofuran-2,4'-piperidin]-1'-yl)-3-(2-morpholin-4-ylphenoxy)propan-2-ol,

(2S)-1-(5-Chloro-1'H,3H-spiro[1-benzofuran-2,4'-piperidin]-1'-yl)-3-(2,3-difluoro-6-nitrophenoxy)propan-2-ol,

(2S)-1-(5-Chloro-1'H,3H-spiro[1-benzofuran-2,4'-piperidin]-1'-yl)-3-(2,3,6-trichlorophenoxy)propan-2-ol,

5 (2S)-1-(5-Chloro-1'H,3H-spiro[1-benzofuran-2,4'-piperidin]-1'-yl)-3-(4-fluoro-2-methoxyphenoxy)propan-2-ol,

5-Chloro-2-[[{(2S)-3-(5-chloro-1'H,3H-spiro[1-benzofuran-2,4'-piperidin]-1'-yl)-2-hydroxypropyl]oxy}-3-methylbenzaldehyde,

(2S)-1-(5-Chloro-1'H,3H-spiro[1-benzofuran-2,4'-piperidin]-1'-yl)-3-[4-(4-methylpiperidin-1-yl)-2-nitrophenoxy]propan-2-ol,

(2S)-1-(5-Chloro-1'H,3H-spiro[1-benzofuran-2,4'-piperidin]-1'-yl)-3-(2,4-dichloro-3,5-dimethyl-6-nitrophenoxy)propan-2-ol,

1-(3,5-Dichloro-2-[[{(2S)-3-(5-chloro-1'H,3H-spiro[1-benzofuran-2,4'-piperidin]-1'-yl)-2-hydroxypropyl]oxy}phenyl]propan-1-one,

15 (2S)-1-(5-Chloro-1'H,3H-spiro[1-benzofuran-2,4'-piperidin]-1'-yl)-3-(4-ethylphenoxy)propan-2-ol,

(2S)-1-(5-Chloro-1'H,3H-spiro[1-benzofuran-2,4'-piperidin]-1'-yl)-3-(2-ethylphenoxy)propan-2-ol,

(2S)-1-(5-Chloro-1'H,3H-spiro[1-benzofuran-2,4'-piperidin]-1'-yl)-3-(3-ethylphenoxy)propan-2-ol,

(2S)-1-(5-Chloro-1'H,3H-spiro[1-benzofuran-2,4'-piperidin]-1'-yl)-3-(3-morpholin-4-ylphenoxy)propan-2-ol,

(2S)-1-(5-Chloro-1'H,3H-spiro[1-benzofuran-2,4'-piperidin]-1'-yl)-3-[2-(5-methyl-1,3,4-oxadiazol-2-yl)phenoxy]propan-2-ol,

25 4-[[{(2S)-3-(5-Chloro-1'H,3H-spiro[1-benzofuran-2,4'-piperidin]-1'-yl)-2-hydroxypropyl]oxy}benzotrile,

(2S)-1-(5-chloro-1'H,3H-spiro[1-benzofuran-2,4'-piperidin]-1'-yl)-3-[2-(pyrrolidin-1-ylsulfonyl)phenoxy]propan-2-ol.

1-(2-[[{(2S)-3-(5-chloro-1'H,3H-spiro[1-benzofuran-2,4'-piperidin]-1'-yl)-2-hydroxypropoxy]benzyl}imidazoline-2,4-dione,

30

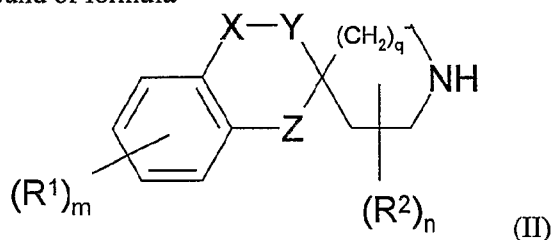
(2S)-{2-chloro-5-[3-(5-chloro-1'H,3H-spiro[1-benzofuran-2,4'-piperidin]-1'-yl)-2-hydroxypropoxy]phenoxy}acetic acid,

(2S)-{2,4-dichloro-5-[3-(5-chloro-1'H,3H-spiro[1-benzofuran-2,4'-piperidin]-1'-yl)-2-hydroxypropoxy]phenoxy}acetic acid,

5 and pharmaceutically acceptable salts and solvates of any one thereof.

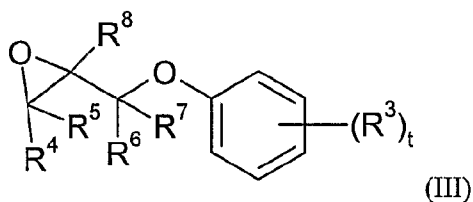
9. A process for the preparation of a compound of formula (I) or a pharmaceutically acceptable salt or solvate thereof as defined in claim 1 which comprises,

(a) reacting a compound of formula



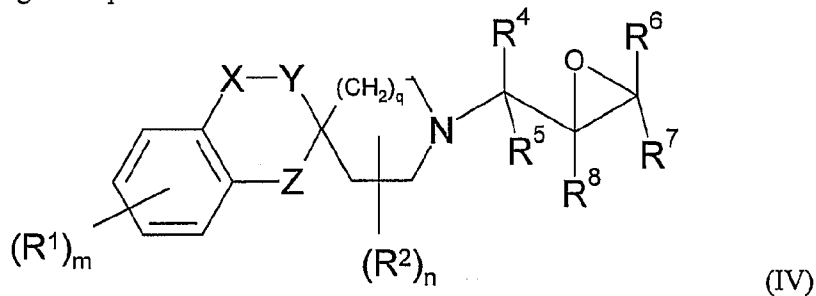
10

wherein  $m$ ,  $R^1$ ,  $n$ ,  $R^2$ ,  $q$ ,  $X$ ,  $Y$  and  $Z$  are as defined in formula (I), with a compound of formula

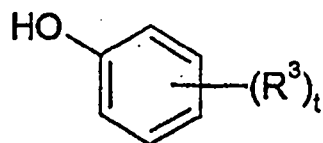


wherein  $t$ ,  $R^3$ ,  $R^4$ ,  $R^5$ ,  $R^6$ ,  $R^7$  and  $R^8$  are as defined in formula (I); or

15 (b) reacting a compound of formula



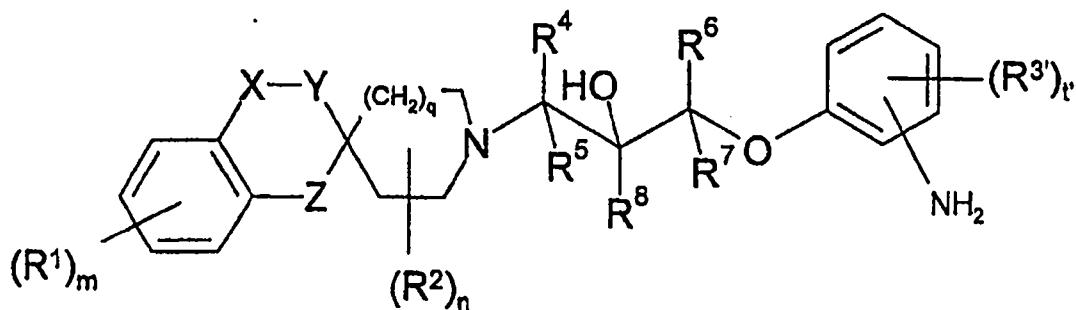
wherein  $m$ ,  $R^1$ ,  $n$ ,  $R^2$ ,  $q$ ,  $X$ ,  $Y$ ,  $Z$ ,  $R^4$ ,  $R^5$ ,  $R^6$ ,  $R^7$  and  $R^8$  are as defined in formula (I), with a compound of formula



(V)

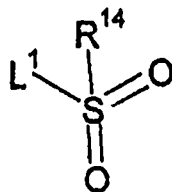
wherein  $t$  and  $R^3$  are as defined in formula (I), in the presence of a suitable base; or

(c) when  $t$  is at least one and a group  $R^3$  represents  $-\text{NHSO}_2\text{R}^{14}$ , reacting a compound of formula



(VI)

wherein  $t'$  is 0, 1, 2, 3 or 4,  $R^{3'}$  is as defined for  $R^3$  in formula (I) other than  $-\text{NHSO}_2\text{R}^{14}$  and  $m, R^1, n, R^2, q, X, Y, Z, R^4, R^5, R^6, R^7$  and  $R^8$  are as defined in formula (I), with a compound of formula

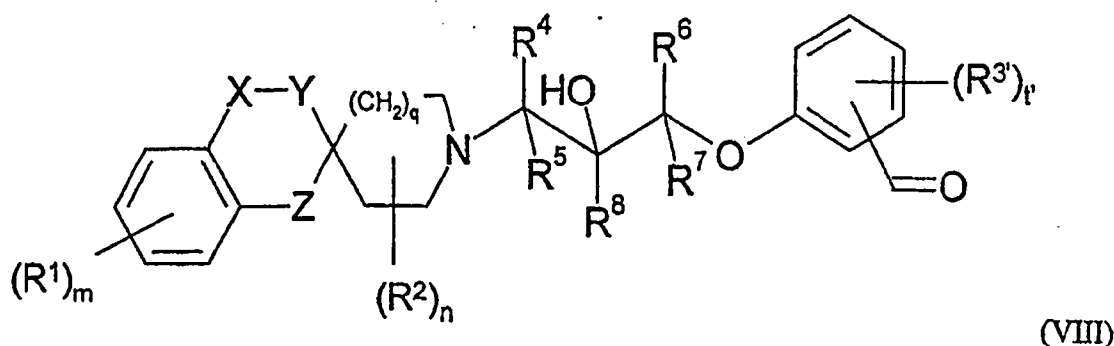


(VII)

10 wherein  $L^1$  represents a leaving group and  $R^{14}$  is defined in formula (I), in the presence of a suitable base; or

(d) where  $t$  is at least 1 and a group  $R^3$  represents  $-\text{CH}_2\text{-R}^{17}$ , where  $R^{17}$  is a 5 to 7-membered saturated heterocyclic ring containing 2 nitrogen atoms and which ring is substituted by two oxo groups, reacting a compound of formula

15



wherein  $t'$  is 0, 1, 2, 3 or 4,  $R^{3'}$  is as defined for  $R^3$  in formula (I) other than  $-\text{CH}_2-\text{R}^{17}$ , and  $m$ ,  $R^1$ ,  $n$ ,  $R^2$ ,  $q$ ,  $X$ ,  $Y$ ,  $Z$ ,  $R^4$ ,  $R^5$ ,  $R^6$ ,  $R^7$  and  $R^8$  are as defined in formula (I), with an alkyl glycinate in the presence of a reducing agent, and subsequently with metal isocyanate;

and optionally after (a), (b), (c) or (d) forming a pharmaceutically acceptable salt or solvate.

10. A pharmaceutical composition comprising a compound of formula (I) or a pharmaceutically acceptable salt or solvate thereof as claimed in any one of claims 1 to 8 in association with a pharmaceutically acceptable adjuvant, diluent or carrier.

11. A process for the preparation of a pharmaceutical composition as claimed in claim 10 which comprises mixing a compound of formula (I) or a pharmaceutically acceptable salt or solvate thereof as claimed in any one of claims 1 to 8 with a pharmaceutically acceptable adjuvant, diluent or carrier.

12. A compound of formula (I) or a pharmaceutically-acceptable salt or solvate thereof as claimed in any one of claims 1 to 8 for use in therapy.

13. Use of a compound of formula (I) or a pharmaceutically acceptable salt or solvate thereof as claimed in any one of claims 1 to 8 in the manufacture of a medicament for the treatment of human diseases or conditions in which modulation of chemokine receptor activity is beneficial.

14. Use of a compound formula (I) or a pharmaceutically active acceptable salt or solvate thereof as claimed in any one of claims 1 to 8 in the manufacture of a medicament for use in treating rheumatoid arthritis.

15. Use of a compound of formula (I) or a pharmaceutically acceptable salt or solvate  
5 thereof as claimed in any one of claims 1 to 8 in the manufacture of a medicament for use in treating chronic obstructive pulmonary disease.

16. Use of a compound of formula (I) or a pharmaceutically acceptable salt or solvate thereof as claimed in any one of claims 1 to 8 in the manufacture of a medicament for use in treating asthma.

10 17. Use of a compound of formula (I) or a pharmaceutically acceptable salt or solvate thereof as claimed in any one of claims 1 to 8 in the manufacture of a medicament for use in treating multiple sclerosis.

18. A method of treating an inflammatory disease which comprises administering to a patient in need thereof a therapeutically effective amount of a compound of formula (I) or a  
15 pharmaceutically acceptable salt or solvate thereof as claimed in any one of claims 1 to 8.

19. A method of treating an airways disease which comprises administering to a patient in need thereof a therapeutically effective amount of a compound of formula (I) or a pharmaceutically acceptable salt or solvate thereof as claimed in any one of claims 1 to 8.

20. A compound according to claim 1 substantially as hereinbefore described with reference  
20 to any one of the examples.

21. A process for the preparation of compound of formula (I) or a pharmaceutically acceptable salt thereof according to claim 9 substantially as hereinbefore described with reference to any one of the examples.