



US00D369375S

United States Patent [19]

[11] Patent Number: Des. 369,375

Jannard et al.

[45] Date of Patent: **Apr. 30, 1996

[54] EYEGLASSES

D. 206,353	11/1966	Bloch	D16/326
D. 209,095	10/1967	Ramp	D16/328
D. 347,014	5/1994	Arnette	D16/326

[75] Inventors: **James H. Jannard**, Eastsound, Wash.;
Peter Yee, Huntington Beach; **M. Neil Houston**, Foothill Ranch, both of Calif.

Primary Examiner—Ted Shooman
Assistant Examiner—R. Barkai
Attorney, Agent, or Firm—Knobbe, Martens, Olson & Bear

[73] Assignee: **Oakley, Inc.**, Irvine, Calif.

[**] Term: 14 Years

[57] CLAIM

[21] Appl. No.: 30,825

The ornamental design for eyeglasses, as shown and described.

[22] Filed: Nov. 9, 1994

DESCRIPTION

[52] U.S. Cl. D16/326

[58] Field of Search D16/300, 306,
D16/309-311, 315-317, 323-330, 340,
341; 351/44, 50, 51, 103-110, 158

FIG. 1 is a front perspective view of the eyeglasses of the present invention;

FIG. 2 is a front elevational view of the eyeglasses of FIG. 1;

FIG. 3 is a rear elevational view of the eyeglasses of FIG. 1;

FIG. 4 is a left side elevational view of the eyeglasses of FIG. 1, the right side elevational view being a mirror image thereof;

FIG. 5 is a top plan view of the eyeglasses of FIG. 1; and,

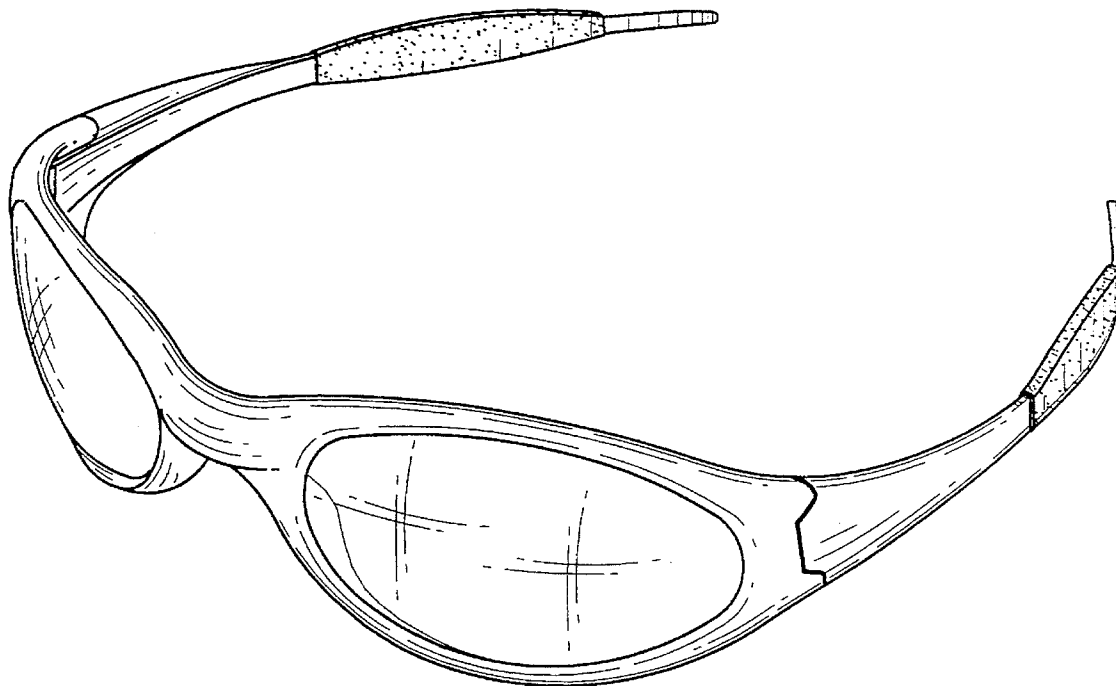
FIG. 6 is a bottom plan view of the eyeglasses of FIG. 1.

[56] References Cited

U.S. PATENT DOCUMENTS

D. 167,704	9/1952	McCardell	D16/326
D. 193,028	6/1962	Petitto	D16/326
D. 196,000	8/1963	McNeill	D16/315
D. 204,418	4/1966	Ramp	D16/329
D. 205,419	8/1966	Griss	D16/326

1 Claim, 3 Drawing Sheets



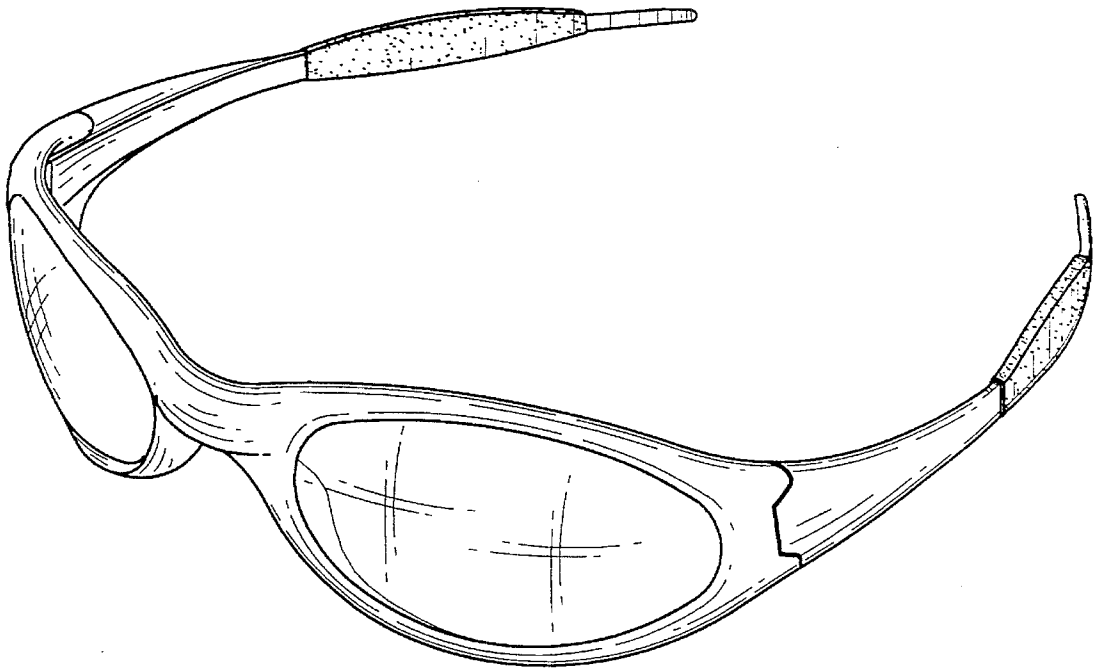


Fig. 1

Fig. 2

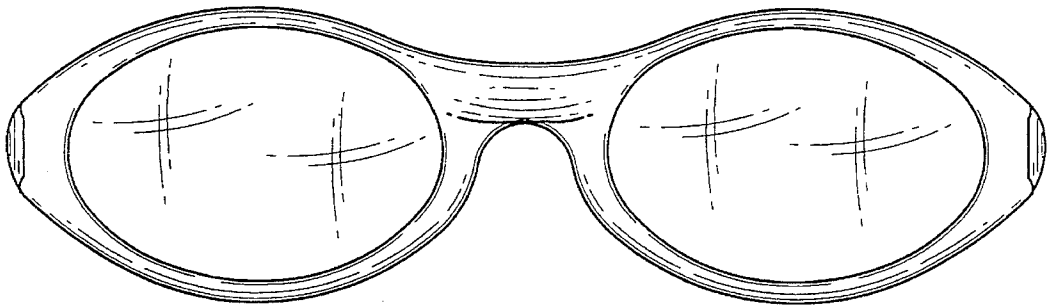


Fig. 3

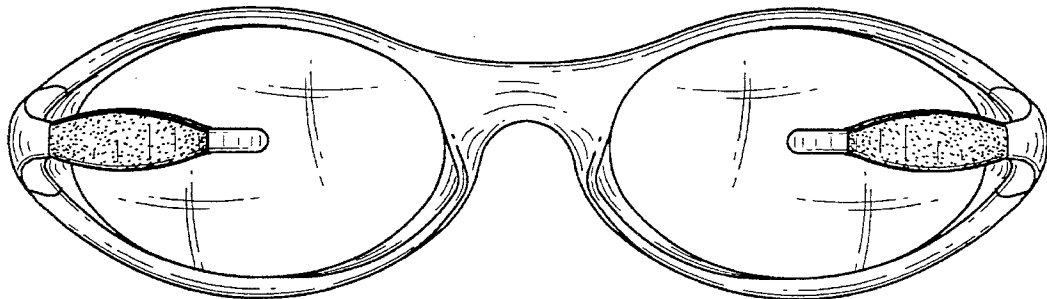
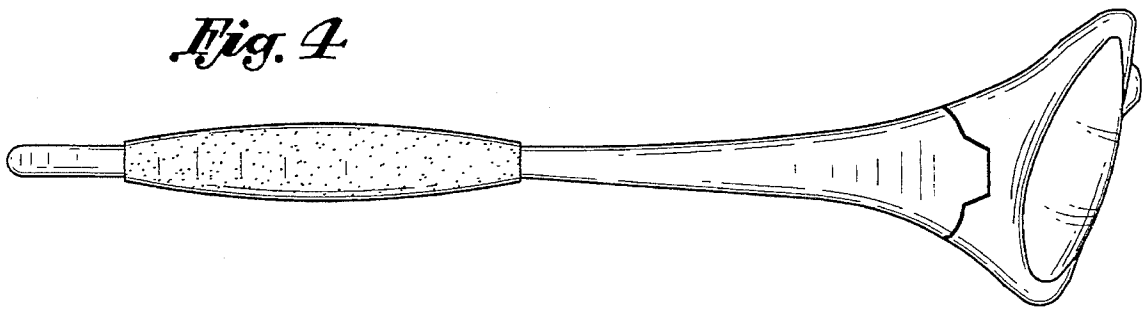


Fig. 4



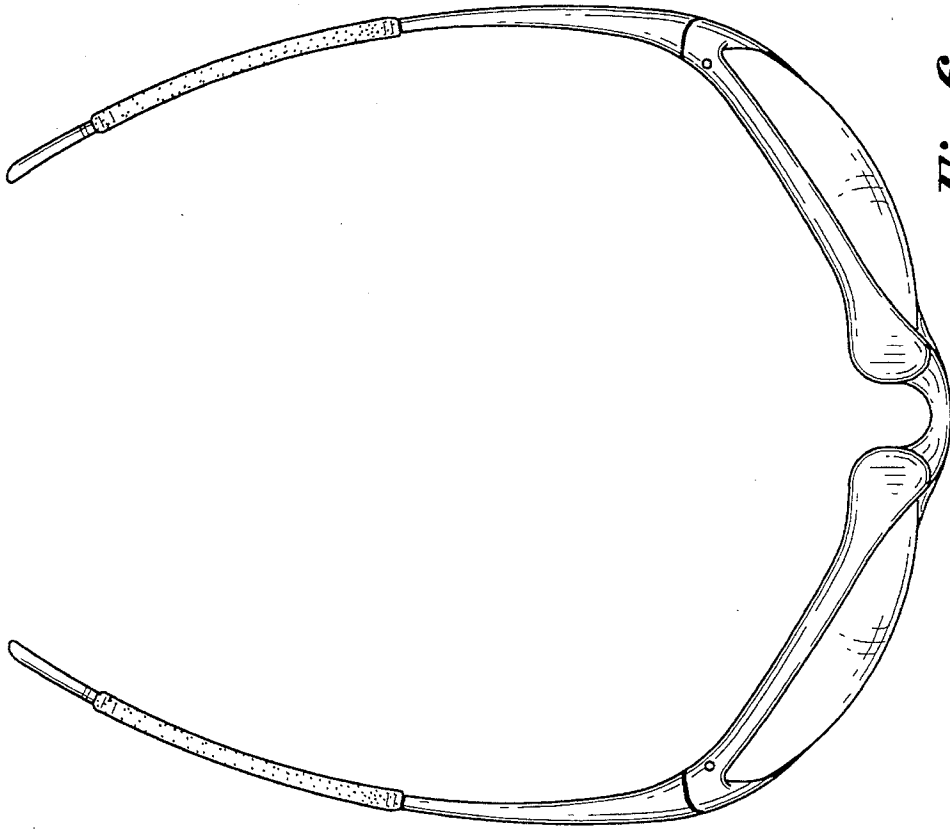


Fig. 6

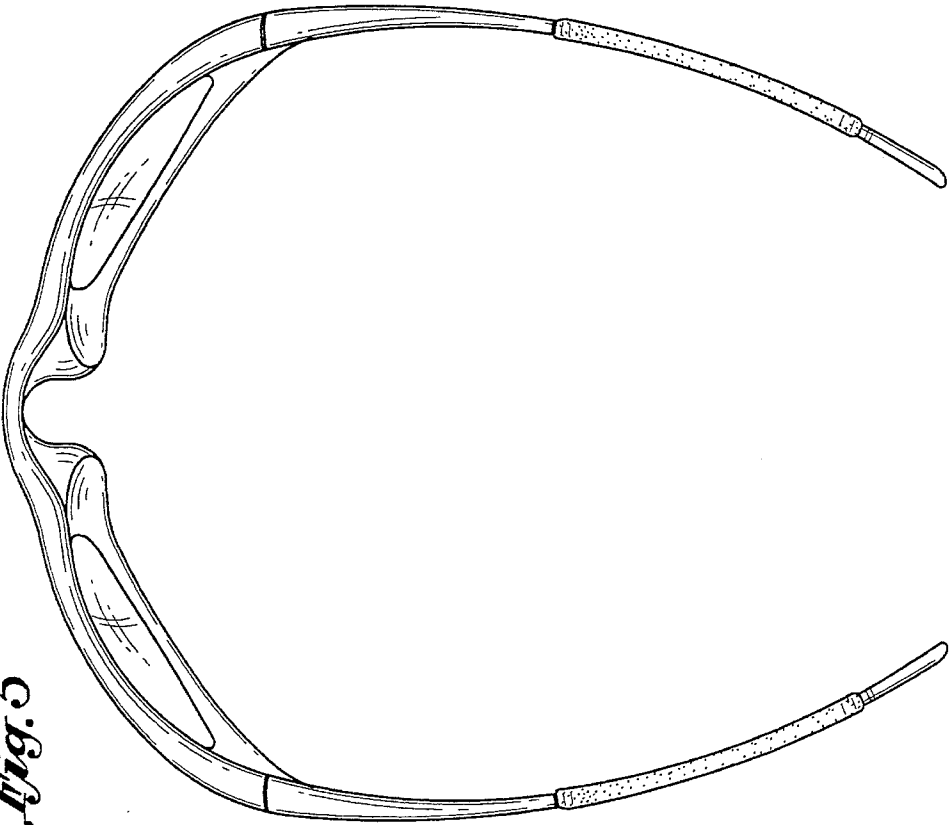


Fig. 5