

(19) World Intellectual Property Organization
International Bureau



(43) International Publication Date
10 January 2008 (10.01.2008)

PCT

(10) International Publication Number
WO 2008/005037 A1

(51) International Patent Classification:
A41G 3/00 (2006.01) *A41G 5/00* (2006.01)

(74) Agent: KILPONEN, Ronald, R.; P.o. Box 1132, Novi, MI 48376-1132 (US).

(21) International Application Number:
PCT/US2006/036890

(81) Designated States (*unless otherwise indicated, for every kind of national protection available*): AE, AG, AL, AM, AT, AU, AZ, BA, BB, BG, BR, BW, BY, BZ, CA, CH, CN, CO, CR, CU, CZ, DE, DK, DM, DZ, EC, EE, EG, ES, FI, GB, GD, GE, GH, GM, HN, HR, HU, ID, IL, IN, IS, JP, KE, KG, KM, KN, KP, KR, KZ, LA, LC, LK, LR, LS, LT, LU, LV, LY, MA, MD, MG, MK, MN, MW, MX, MY, MZ, NA, NG, NI, NO, NZ, OM, PG, PH, PL, PT, RO, RS, RU, SC, SD, SE, SG, SK, SL, SM, SV, SY, TJ, TM, TN, TR, TT, TZ, UA, UG, US, UZ, VC, VN, ZA, ZM, ZW.

(22) International Filing Date:
23 September 2006 (23.09.2006)

(25) Filing Language: English

(26) Publication Language: English

(30) Priority Data:
60/817,125 29 June 2006 (29.06.2006) US

(71) Applicant (*for all designated States except US*): GREAT HAIR INC. [US/US]; 7601 North Federal Hwy. Ste 165B, Boca Raton, FL 33487-1608 (US).

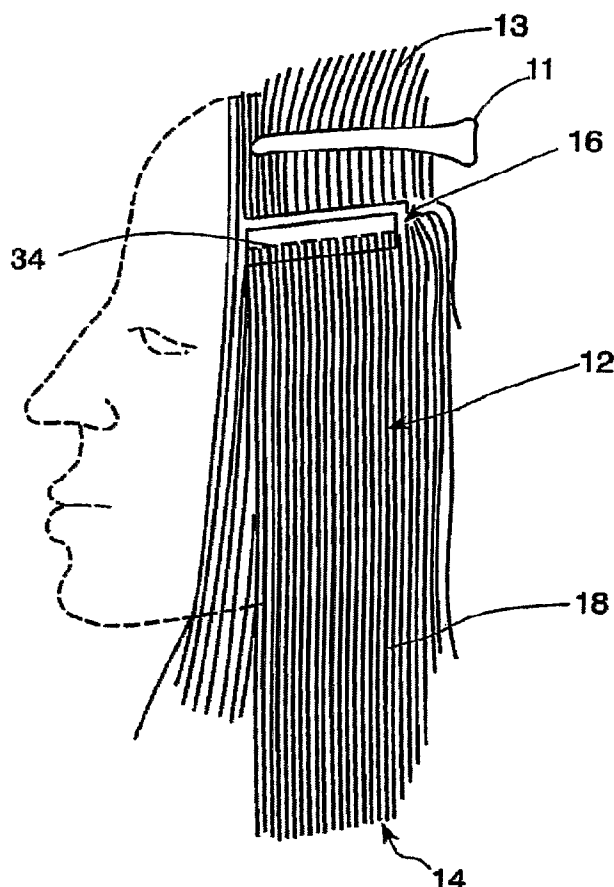
(84) Designated States (*unless otherwise indicated, for every kind of regional protection available*): ARIPO (BW, GH, GM, KE, LS, MW, MZ, NA, SD, SL, SZ, TZ, UG, ZM, ZW), Eurasian (AM, AZ, BY, KG, KZ, MD, RU, TJ, TM), European (AT, BE, BG, CH, CY, CZ, DE, DK, EE, ES, FI, FR, GB, GR, HU, IE, IS, IT, LT, LU, LV, MC, NL, PL, PT, RO, SE, SI, SK, TR), OAPI (BF, BJ, CF, CG, CI, CM, GA, GN, GQ, GW, ML, MR, NE, SN, TD, TG).

(71) Applicants and

(72) Inventors: KENNA, Lisa [US/US]; 4750 Sanctuary Lane, Boca Raton, FL 33431 (US). SEDILLO-BEAD-ELL, LeAnne [US/US]; 8572 Via Serena, Boca Raton, FL 3433-2238 (US).

[Continued on next page]

(54) Title: HAIR EXTENSIONS AND METHOD



(57) Abstract: A unique human or synthetic fibre hair extension and method are disclosed. One embodiment of the human or synthetic fibre hair extensions come packaged with double side tape attached to both sides of the hair extension, with the weft and human or synthetic fibre hair attached between the two pieces of tapes. The double sided tape is covered with a tape cover or liner on both sides of the extensions. First, the human or synthetic fibre hair extension is positioned for correct placement below the horizontal part line, the liner is removed from the bottom side of the hair extension and the human or synthetic fibre hair extension is secured by pressing into place. The second piece of double sided tape which is attached to the second side of the human or synthetic fibre hair extension and facing up has the liner removed and is then covered with a layer of the user's natural hair, which taken from the clipped area above the part. This creates a sandwich-like effect attachment of the human or synthetic fibre hair with the user's hair.

WO 2008/005037 A1

**Declarations under Rule 4.17:**

- *as to applicant's entitlement to apply for and be granted a patent (Rule 4.17(ii))*
- *as to the applicant's entitlement to claim the priority of the earlier application (Rule 4.17(iii))*

For two-letter codes and other abbreviations, refer to the "Guidance Notes on Codes and Abbreviations" appearing at the beginning of each regular issue of the PCT Gazette.

Published:

- *with international search report*

TITLE: Hair Extensions and Method

TECHNICAL FIELD:

The present version of these embodiments relate generally to the field of hair extensions and method for application of hair extensions for enhancing a users natural hair.

5 BACKGROUND:

This invention relates to hair extensions and method of attachment. More particularly to hair extensions where synthetic fibre hair blends can be heat styled with hot rollers, flat ironed or blow dried like a users natural hair unlike any other synthetic hair on the market. The fibre hair blends can also be put into a kit.

10 These human or synthetic fibre hair extensions provide great value to the consumer by providing a reasonably priced high quality human or synthetic fibre hair with human hair quality and many colors and color combinations. Other high temperature synthetic fibre hair currently on the market does not provide as wide a selection of color choices as the applicant. Most products on the market have only limited colors with extensions no longer
15 than 16". Applicants will be providing up to 10 colors with 6 color combinations being reversible and 18-20" in length for at least 16 color possibilities. Various additional colors and color combinations may be added in the future. The human hair products are reversible also and come at least 20 colors and blends. No other products on the market provides a two color or reversible extension where there is one color on one side and a second color on
20 the second side. This two sided color or reversible color will give an added value to the consumers where they receive two colors for the price of one.

Many women especially those that are post menopausal can experience hair thinning and loss. Applicants human or synthetic fibre hair extensions provide an affordable alternative without the use of potentially dangerous hair growth drugs or chemicals.

25 Applicant's product is the first hair extension kit made with human or synthetic fibre heat activated hair. The kits can contain 18" - 20" long hair with double sided 3/4" medical

grade tape applied to the extensions which are approximately 4" wide. Also included in the kit can be a bottle of adhesive remover and a "before and after" proprietary clarifying shampoo. The shampoo is exclusive to applicants and recommended for use before the application of the hair extensions to remove oils from the natural hair and after removal of the extensions to remove adhesive and solvent (remover). The kit can also contain a CD-rom with an instructional video, printed application instructions containing styling pages showing different applications and styles that are possible.

Applicant's will be providing different levels of product depending upon the users need. It is anticipated that there will be a home kit for those who wish to install the extensions themselves and also packages and kitting that can be installed by professional hair stylists.

An additional kit can also contain replacement tape if a user wishes to remove the human or synthetic fibre hair extensions and use them again at a later date or if repositioning of existing extensions is desired. This kit could include the adhesive remover, shampoo, new tapes and instructions on how to re-apply the tapes to re-use the extensions. While the shampoo should be used in the natural hair before application of the human or synthetic fibre hair extensions, it can also be used to clean the adhesive remover from the human or synthetic fibre hair extensions before re-use.

The extensions can have one color or solid color of hair on both sides or a corresponding but different color on each side providing a reversible color effect.

Alternatively, these hair extensions can have a blended color on both sides of the extensions or have a darker and lighter color on each side of the extension allowing a high light or low light type of application. When, for example, the dark side is applied out from the head, the strands of the light colored hair would show through from the side against the head and vice versa for a highlight and low light effect.

The highlight or low light kits can have human or synthetic fibre hair extensions with a lesser width, for example 2" wide and 18" - 20" long and can also be provided with a weft or seam less. While the weft less or seam less human or synthetic fibre hair extensions are

better able to be hidden in the users' natural hair, they are more fragile and best suited for application to the area on the top of the head as highlight pieces. Complete kits of co-ordinating colors can also be sold having the same color, blended color, co-ordinating color or some combination of colors for highlights, low lights or multi dimensional hair colors.

- 5 The applicant's have a uniquely blended color system in that the colors blend with each other up or down one or two levels in most cases, which enhances the color dimension of one's hair. These blended color options create unique color blends when used together, for example, using two or more individual kits together can create an entirely new color blend. This also eliminates the need in most cases for an exact match to the users hair.
- 10 This choice of colors can also provide a highlight or low light effect without bleach or coloring which can damage the natural hair. Obviously, the extensions can be reversed to provide custom color choices.

- The applicant's synthetic fibre hair extensions can be provided in a straight or wavy configuration. They benefit from the advantage that they can hold the last heat activation
- 15 that was performed or have a memory. For example, if a synthetic fibre hair extension had hot rollers placed in the extension, the hair would maintain this wavy configuration even after washing and until it is subject to a new heat activation such as straightening.

- Generally these human or synthetic fibre hairs are sewn together at a sewn end or weft. In one embodiment the weft is placed in between and located in the middle of the two
- 20 pieces of double sided tape. In an alternative embodiment, the hair is placed between the two pieces and the weft placed above the two pieces of double sided tape. The weft is then cut off, such that the weft is removed and no weft is visible. The hair remains secured between the two pieces of double sided tape. Other methods of securing the hair together before removing the weft are also disclosed.

- 25 These weft less or as commonly known in the industry as "seam less", human or synthetic fibre hair extensions can be used in the same manner as the human or synthetic fibre hair extensions which contain a weft. The advantage to the seam less extensions is

that it lessens the likelihood of seeing or feeling the extensions in your hair with the weft removed. No other product on the market uses this weft less application done in this manner on human or synthetic fibre hair, all other weft or seam less extensions are used only on human hair with a different tape system.

5 Both the weft and weft less (seam less) human or synthetic fibre hair extensions can be provided with double sided tape tinted or colored to match or co-ordinate with the color of the fibre hair extension. Up until now, no other tape adhesive has ever been tinted to match the color of the hair extension. Background art currently uses a clear tape which may be visible in darker hair and uses a different tape application method and smaller tape size. To
10 produce this tinted tape for hair extensions, clear tape is run through a rotary die press printing machine where ink is applied by rollers to the tape. Several passes may be required to get the correct shade or tint that matches or corresponds to the color of the hair extensions.

The application of these hair extensions is relatively simple to perform and can be
15 applied without the use of messy, many times difficult to use liquids or chemicals. These extensions can be applied and removed in minutes and there is a significant reduction of damage to the users natural hair if used according to the directions as compared to other products on the market. Once applied, extensions can be kept in place for up to two months or more. The hair extensions can be washed, conditioned and styled with a flat iron, hot
20 rollers or blown dry like the users' natural hair.

Hair extensions have been used in the hair styling industry for many years. Users and stylists have made use of products to enhance the length of a users hair or to add body or bulk to thinning hair. Many of the products on the market are made from synthetic hair, but these products up until now have not been able to be heat styled with a blow dryer, flat
25 iron or hot rollers unlike the applicant's human or synthetic fibre hair which can be heat styled. Prior synthetic products would melt when a heat source was used.

Another background art hair extension product uses clip on extensions. These clip

on extensions are available for the home or professional market. These extensions are not semi-permanent and must be re-applied daily, can fall out unexpectedly and are only feasible if the users hair is thick enough to cover the clip and can damage natural hair.

Many of the products on the market require the use of a liquid adhesive. This generally prevents the average consumer from the application of these extensions. Sewn in extensions, braided style extensions and heat applied extensions can be as damaging to natural hair as liquid adhesive applied with latex glue.

Some of the products on the market require the tape portion to be applied to the users' hair first and then the hair extensions to be placed on the already applied tape portion. Applicant's product and method is significantly easier to apply by the average consumer and thus is more secure for a longer period of time.

Other background art uses pre-tipped hair which must be tediously applied, uses chemicals and heat for application and removal and can cause significant damage to natural hair.

For the foregoing reasons, there is a need for a human or synthetic fibre hair extension that can be applied and removed relatively easily. There is a need to have human or synthetic fibre hair extensions that will match the color of the users' hair. There is also a need to have human or synthetic fibre hair extensions that can be one color on one side and a related color or non-related color on the other side depending on the users' preference.

There is also a need to have human or synthetic fibre hair extensions that can provide a high light or low light effect to a users' hair. There is a need to have a tinted tape matching the human or synthetic fibre hair extensions and better blend with the users natural hair.

SUMMARY DISCLOSURE

In view of the foregoing disadvantages inherent in the area of hair extensions there is a need for a new style of human or synthetic fibre hair extensions that are semi-permanent.

A first object of these embodiments is to provide hair extensions that can be relatively easily applied or attached and removed.

Another object of these embodiments is to provide hair extensions that will match the users' hair, or not match, as the user may choose.

5 It is yet another object of these embodiments to provide a synthetic hair extension that can be blow dried, curled and able to be styled using a flat iron, hot roller and other styling tools used in the industry.

It is a still further object of these embodiments to provide hair extensions that have an attachment means that blends with the hair extension or the users' hair.

10 An additional object of these embodiments is to provide hair extensions that can be applied and maintained for a relatively long period of time.

Another object of these embodiments is to provide complete kits to apply or re-apply the human or synthetic fibre hair extensions.

15 Another object of these embodiments is to provide an affordable product that is simple to install and remove with little likelihood of damage to the natural hair.

An additional object of these embodiments is to provide a product that is almost undetectable in a user's hair and is affordable at all levels of users.

These together with other objects of these embodiments, along with various features of novelty which characterize these embodiments, are pointed out with particularity in the
20 remainder of this application. For a better understanding of these embodiments, the operating advantages and the specific objects attained by the uses, reference should be had to the accompanying drawings and descriptive matter in which there is illustrated a preferred embodiment.

DESCRIPTION OF DRAWINGS

25 Fig. 1 shows a side view of one embodiment of the human or synthetic fibre hair extension affixed to a user's head.

Fig. 2 shows a side view one embodiment of the fixed end of the human or synthetic fibre hair extension.

Fig. 3 shows an exaggerated end view of one embodiment of the fixed end of the human or synthetic fibre hair extension.

5 Fig. 4 shows an exaggerated end view of one embodiment of the fixed end of the human or synthetic fibre hair extension attached to a user's head.

Fig. 5 shows an exaggerated end view of another embodiment of the human or synthetic fibre hair extensions.

10 Fig. 6 shows an exaggerated side view of another embodiment of the human or synthetic fibre hair extensions.

Fig. 7 shows an exaggerated view of another embodiment of the human or synthetic fibre hair extensions with the addition of a third tape for use in thicker natural hair applications.

Fig. 8 shows an exaggerated side view of the embodiments shown in Fig. 7.

15 Fig. 9 shows an exaggerated view of another embodiment of human or synthetic fibre hair extensions with a netted backing affixed to the hair and the backing located between first and second tapes.

Fig. 10 show an exaggerated side view of the embodiments of Fig. 9.

Fig. 11 shows an exaggerated alternative side view of the embodiments of Fig. 10.

20 Fig. 12 shows an exaggerated front view of hair extensions that a user can use glue or adhesive to make the extension weft less.

Fig. 13 shows an exaggerated side view of the embodiment shown in Fig. 12.

Fig. 14 shows an exaggerated side view of an alternative embodiment of Fig. 13 having one glue or adhesive application to make the extension weft less.

Fig. 15 shows an exaggerated side view of the fixed ends of two extensions combined.

25 DETAILED DESCRIPTION

Referring to the drawings in detail wherein like elements are indicated by like

numerals, there is shown in Fig. 1 one embodiment of the human or synthetic fibre hair extension 12 affixed to a user's head. The hair extension 12 has a fixed end 16 which is attached to the users' hair along a part line. The hair extension 12 has a free end 14 in which hair 18 hangs freely at a user desired length. A preferred length of the hair is approximately 18 to 20 inches long. Obviously the hair extensions 12 can be cut or styled if a shorter length is desired.

Hair 18 is preferably manufactured from a polyester, one that is capable of being styled with a blow drier, flat iron, hot rollers, or other heat appliances and behaves much like natural hair. Hair 18 can also be a human or synthetic blend.

Fig. 2 shows a detailed view of the fixed end 16. The hair 18 weft 34 is attached to the second tape 22 along a mid-line 28. The hair 18 is secured between the second tape 22 and the first tape 20, not shown. A preferred length of the first and second tape is 4 inches. A preferred width is 3/4" wide, but other widths may be functional. Obviously the length of hair 18 can be cut depending upon the users' preference.

The first and second tapes 20,22 can also have "tabs" (not shown) to ease the removal of the first and second covers 24, 26. The tabs can be extended backing so that the user can grasp the covers 24, 26 easier and remove. Alternatively, the covers 24, 26 can be scored such that the user can fold the tapes 20, 22 to ease the removal of the covers 24, 26.

Fig. 3 shows an end view of the fixed end 16. Here it can be seen that the hair 18 is secured between the first tape 20 and the second tape 22 at the mid-line 28. The mid-line 28 is about halfway between the top and bottom edges of the first tape 20 and second tape 22. The first tape 20 is a piece of double sided tape. To assemble the hair extension 12 requires the removal of a cover or liner (not shown) from one side of the first tape 20 and securing the hair 18 at the mid-line 28. A cover or liner (not shown) is removed from one side of the second tape 22 and the exposed side is secured to the hair 18 and in a corresponding location to the first tape 20.

A preferred width of the first and second tape is approximately 3/4 inches wide.

Obviously other widths may be functional, but it has been determined that a width of 3/4 inches provides the best extended retention ability while still being able to be hidden in the users' natural hair.

5 Attached to the other side of the first tape 20 is first cover or liner 24. Attached to the other side of second tape 22 is second cover or liner 26. The covers 24, 26 are removed and discarded to attach the hair extension 12 to the users' hair.

The hair 18 can show a first color 46 on the first side 30 and a second color 48 on the second side 32. This would allow a user to secure the hair extension 12 with either the
10 first side 30 or second side 32 for view depending on the effect that was desired. The first and second sides 30, 32 can be corresponding colors or much different colors. This provides more options for the user. It may be desirable to have a color that matches the users hair or one that is slightly different to achieve a different look or a color that is much different than the users hair color.

15 First tape 20 can also correspond to the first color 46 of the hair 18 on the first side 30. Likewise, second tape 22 can correspond to the second color 48 of the hair 18 on the second side 32. The matching of the tapes 20,22 to the sides 30,32 of the hair 18 helps to hide the fixed end 16 of the hair extensions 12 when attached to the natural hair 13 of the user.

20 In one embodiment, the first tape 20 corresponds to the color of the hair 18 first side 30 and second tape 22 corresponds to the color of the hair 18 second side 32. Alternative embodiments have the first tape 20 and second tape 22 made from a clear double sided tape which also aids to hide the fixed end 16 of the hair extension 12.

Fig. 4 is an exaggerated view of the fixed end 16 of the hair extension 12 attached to
25 a users' natural hair 13. To attach the hair extension 12 the user should shampoo first with a clarifying shampoo that removes oils and other residue that may adversely effect the attachment of the hair extensions 12. Once the hair is dried, the user makes a part line in

the natural hair 13 and secures the natural hair 13 with, for example, a hair clip 11, Fig. 1.

The user then removes the first cover or liner 24 and places the first tape 20 onto the users' hair below the part line. The second cover or liner 26 is then removed and discarded and the users' hair that had been retained by the hair clip 11 is released to fall naturally over the
5 second tape 22. After the hair falls naturally onto the second tape 22 it can be pressed to the fixed end 16 of the hair extension 12 and the hair extension 12 is then secured to the users' natural hair 13.

Fig. 5 shows another embodiment of the human or synthetic fibre hair extensions 12 where the sewn end or weft 34 is placed above the first and second tapes, 20,22 and then
10 cut off at the cut line 36 along with a small length of human or synthetic fibre hair. This allows the use of the human or synthetic fibre hair extensions 12 in places on a users' head that may be more visible. This embodiment may also be more useful in hiding hair extensions 12 on the side of a users' head because the weft 34 is not present.

Fig. 6 shows a side view of this alternative embodiment in Fig. 5 of the hair extension
15 12 where the weft or sewn end 34 extends beyond the first and second tape 20,22 and the weft 34 and small portion of human or synthetic fibre hair is cut off at the cut line 36 providing better concealment of the human or synthetic fibre hair extensions 12 in the users' natural hair 13.

To remove the hair extension 12 it is suggested the user to begin with the hair
20 extension highest on the head. The natural hair is parted and the upper hair is clipped up. The solvent (not shown) is then sprayed onto the second tape 22 and the first tape 20 or both above and below the human or synthetic fibre hair extensions 12. The solvent is then rubbed into the adhesive on tapes 20,22 and the hair extension 12 lifted with a rat tail comb. The natural hair is then removed from the second tape 22. The natural hair attached to the
25 first tape 20 is likewise gently removed and the hair extension 12 removed from the users' head. The clarifying shampoo can then be used to wash the natural hair to remove the solvent and prepare the natural hair for re-application of the hair extensions 12 if desired.

Replacement first and second tapes 20, 22 (not shown) can then have hair 18 sewn end or weft 34 placed on the mid-line 28 of new first tape 20 after removal of a cover or liner (not shown) and new second tape 22 cover or liner (not shown) is then removed and the sewn end 34 is then secured to the new second tape 22 at the mid-line 28. Replacement
5 first and second tapes 20, 22 can be used to replace or enhance attachment of the hair extensions 12.

Fig. 7 shows another embodiment of hair extension 12. This embodiment can be useful in user's that have thick natural hair 13. As shown in Fig. 8, a third tape 40 is affixed to the natural hair 13 at a part line. This third tape 40 has a cover (not shown) that is
10 removed and the third tape 40 is attached to the natural hair 13, Fig. 8. A second cover (not shown) is removed and the hair extension 12 is affixed to the third tape 40. The first cover (not shown) of first tape 20 hair extension 12 is removed and hair extension 12 is placed or secured to the third tape 40. The second cover (not shown) of second tape 22 hair extension 12 is removed and the natural hair 13 above the part line is secured to second
15 tape 22.

This approach works well with users' who have thick hair and provides additional securing of the hair extension 12 to the users' natural hair 13.

Fig. 9 shows another embodiment of hair extension 12 secured to a users' natural hair 13. Fig. 10 shows an exaggerated side view of these embodiments. In this
20 embodiment, the hair 18 is secured to a netted backing 38. The netted backing 38 and hair 18 are then sandwiched between first tape 20 and second tape 22. This netted backing 38 helps secure the hair 18. This embodiment of hair extension 12 is attached to the natural hair 13 as has been previously described.

Fig. 11 shows an alternative to the embodiments shown and disclosed in Figs. 9, 10.
25 In Fig. 11 is shown an exaggerated view of a hair extension 12 best used on those individuals with thinning hair. In this embodiment, there is shown a first tape 20 affixed to a netted backing 38 which in turn is affixed to hair 18. This embodiment eliminates the use of

second tape 22 which may become visible in user's with thinning hair especially those with thinning hair on top of the head. This method can also be beneficial for attaching hair extensions to the bang area of the head.

Fig. 12 is an exaggerated view of a hair extension 12. These embodiments show one method of creating a weft less extension 12. To create a weft less extension, the user places a bead of adhesive 41 just below the fixed end 16 of the extension and allows the adhesive 41 to dry. The extension 12 is then flipped over and a second bead of adhesive 41 is applied to a corresponding location on the opposite side of the extension 12 and allowed to dry. A first tape 20 and second tape 22 is then applied over the adhesive 41, one tape on each side. The user can then cut the hair 18 along cut line 36 thus removing the weft 34 from the extension 12. The removal of the weft 34 allows the extension 12 to be used in thinning hair.

Fig. 14 shows an alternative embodiment to that shown in Fig. 13. Fig. 14 also shows the removal of the weft 34 from the extension 12, but in this embodiment, only one bead of adhesive 41 is used on one side of the hair 18. The first tape 20 and second tape 22 are still used as has been previously described to affix the extension 12 to the user's hair.

Fig. 15 shows an exaggerated side view of two extensions creating a double extension 50. This double extension 50 may be used for users who have thicker hair or wish to greatly enhance their natural hair. Fig. 15 shows a first extension 12 attached to a second extension 12'. First extension 12 and second extension 12' may be co-ordinating colors or any color combination that a user may choose. To affix first extension 12 to second extension 12' requires the user to remove the second cover 26 (not shown) from second tape 22 and first cover 24' (not shown) from first tape 20'. The weft 34' of second extension 12' should be placed above the weft 34 of first extension 12 and the second tape 22 and first tape 20' secured to one another. This double extension 50 is then ready to be applied to a user's head as has been previously described.

It will now be apparent to those skilled in the art that other embodiments, improvements, details and uses can be made consistent with the letter and spirit of the foregoing disclosure and within the scope of this disclosure, construed in accordance with the patent law, including the doctrine of equivalents.

What is claimed is:

1. Hair extensions for attachment to a user's natural hair, the hair extensions characterized in that:

synthetic fibre hair having a weft, the weft secured between a first tape and a second

5 tape;

the first and second tapes having adhesive on both sides; and

the first and second tapes secured to the user's natural hair to enhance the user's natural hair volume.

2. The tapes of claim 1 further characterized in that:

10 the tapes are colored or tinted to match the color of the synthetic fibre hair.

3. The synthetic fibre hair of claim 1 further characterized in that:

the synthetic fibre hair having a first color on one side and a second color on a second side.

4. The tapes and synthetic fibre hair of claim 1, further characterized in that:

15 the first tape is colored to match the synthetic fibre hair on the first side and the second tape is colored to match the synthetic fibre hair on the second side, the first tape attached to the first side and the second tape attached to the second side.

5. Hair extension for attachment to a users' natural hair, the hair extensions characterized in that:

20 synthetic fibre hair having a first side and a second side and a weft;

a first tape and a second tape, the tapes having adhesive on both sides;

the hair secured between the first and second tapes such that the weft is not secured by the tapes;

removing the weft by cutting such that the synthetic fibre hair remains secured between the first and second tapes and the weft discarded; and attaching the first and second tapes to a user's natural hair.

6. The first and second tapes of claim 5 further characterized in that:

5 the first tape having a color and the second tape having a color different than the color of the first tape.

7. The synthetic fibre hair of claim 5, further characterized in that:

the hair having a first color on a first side and a second color on a second side.

8. The hair extensions of claim 5, further characterized in that:

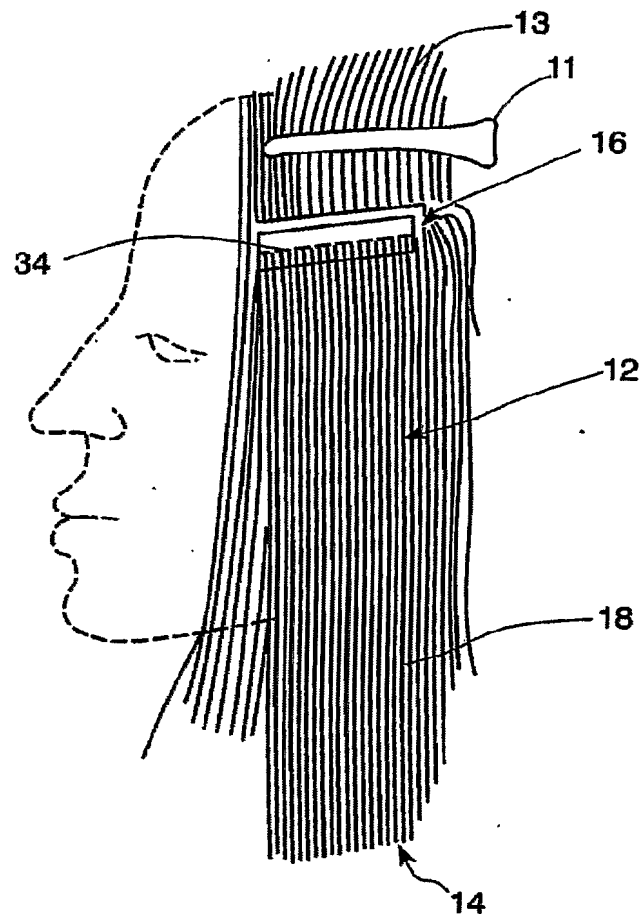
10 the synthetic fibre hair having a first color on the first side matching the color of the first tape;
the synthetic fibre hair having a second color on the second side matching the color of the second tape.

9. Hair extensions for attachment to a user's natural hair, the hair extensions characterized
15 in that:

synthetic fibre hair having a first side and a second side and a weft;
the weft secured between a first tape and a second tape;
a third tape attached to the first tape; and
the third tape secured to the user's natural hair and the second tape secured to the
20 user's natural hair.

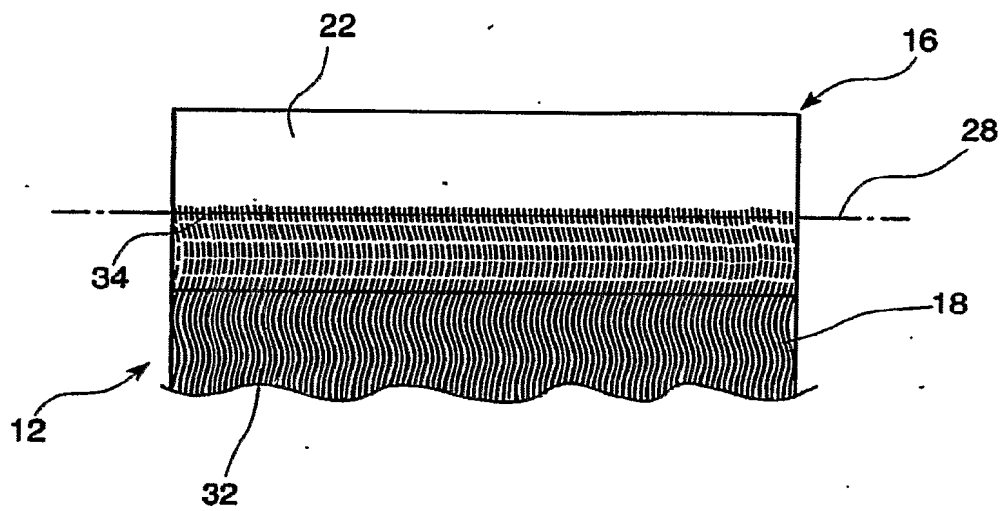
1/11

FIG. 1



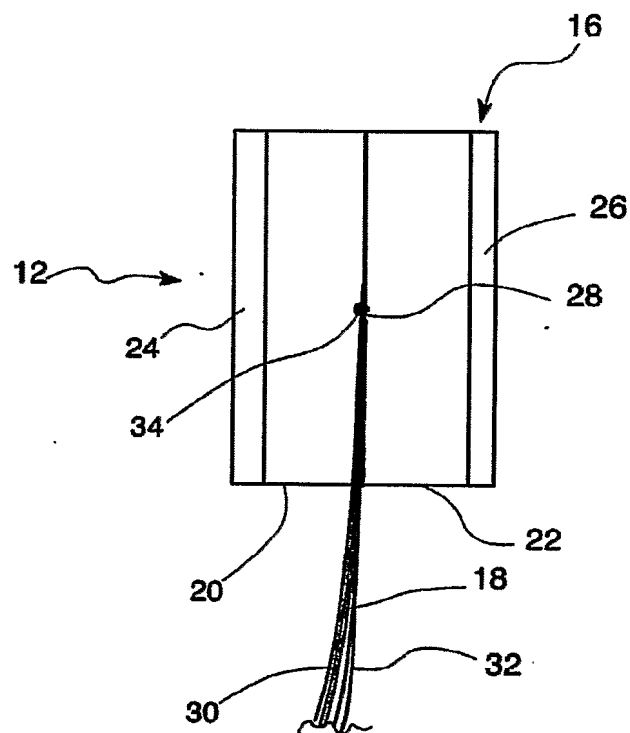
2/11

FIG. 2



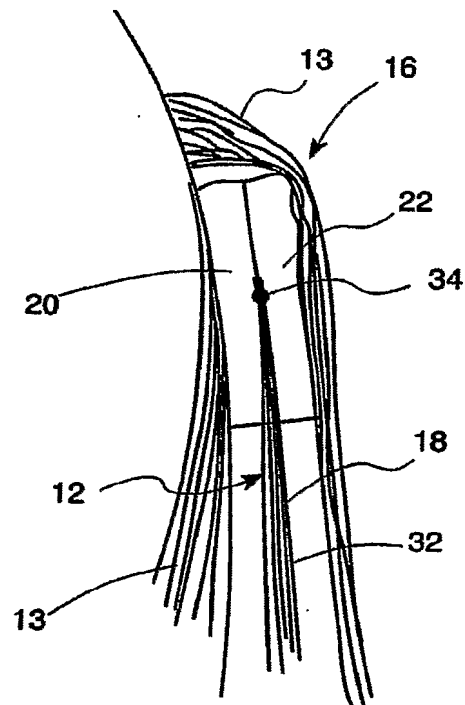
3/11

FIG. 3



4/11

FIG. 4



5/11

FIG. 5

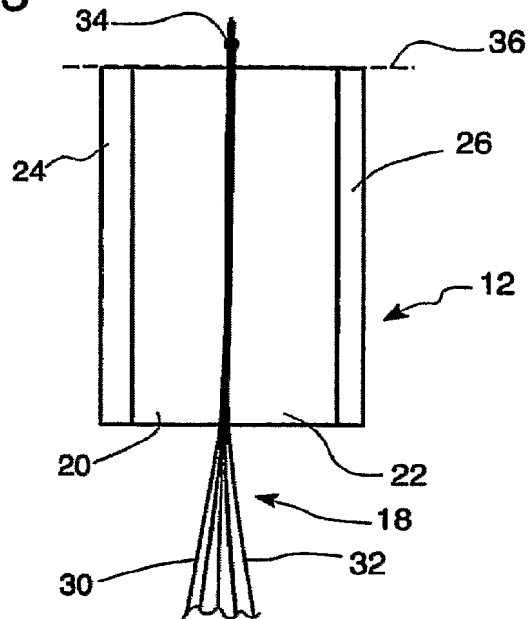
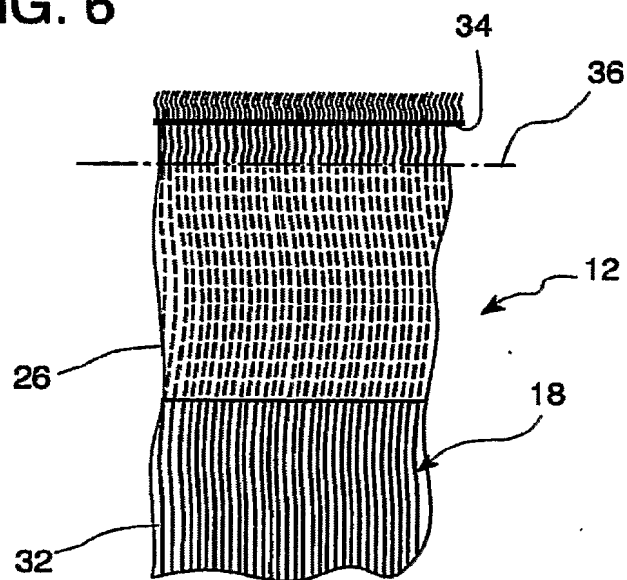


FIG. 6



SUBSTITUTE SHEET (RULE 26)

6/11

FIG. 7

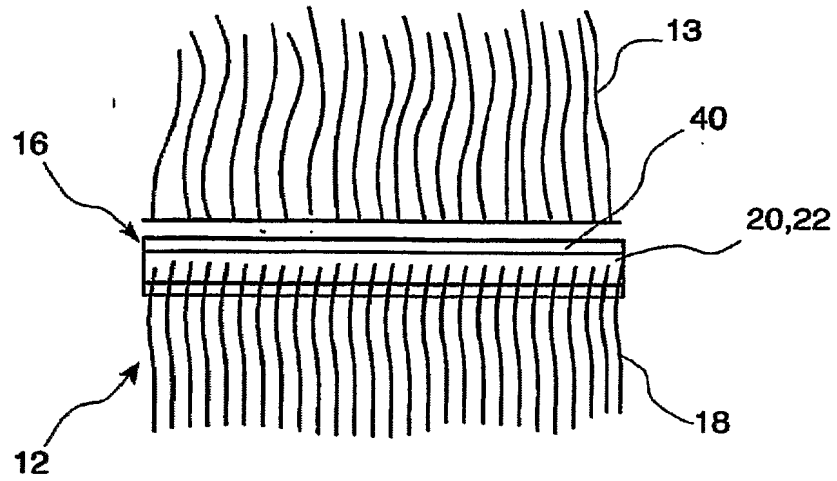
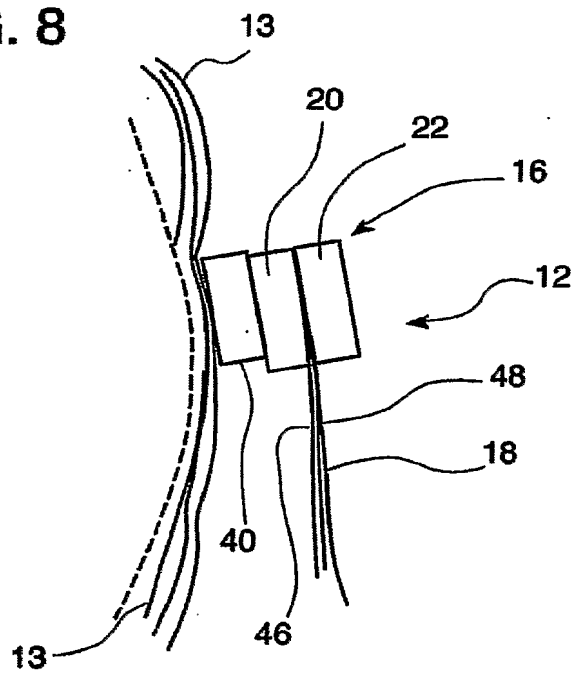


FIG. 8



7/11

FIG. 9

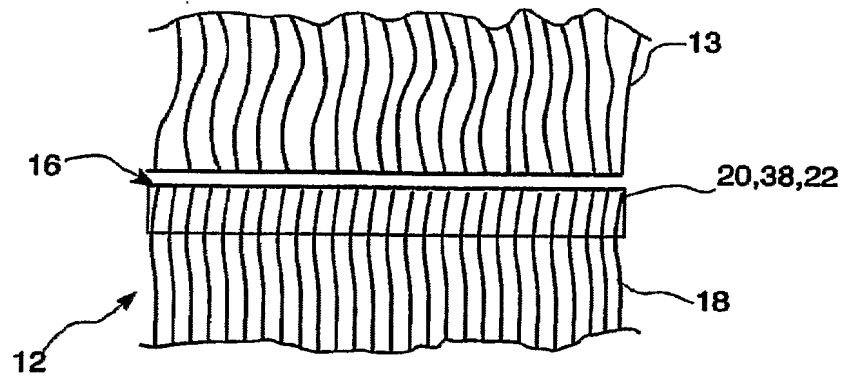
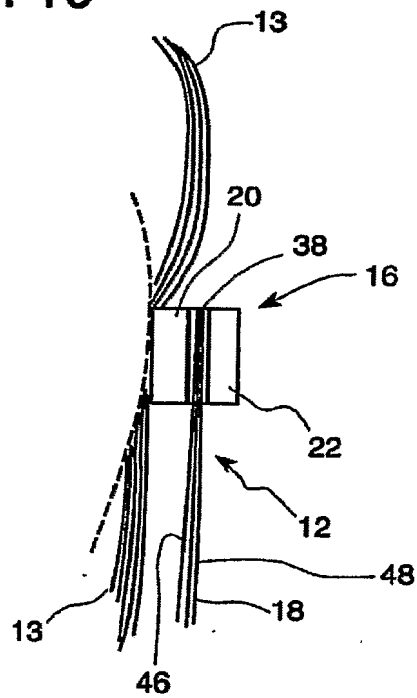
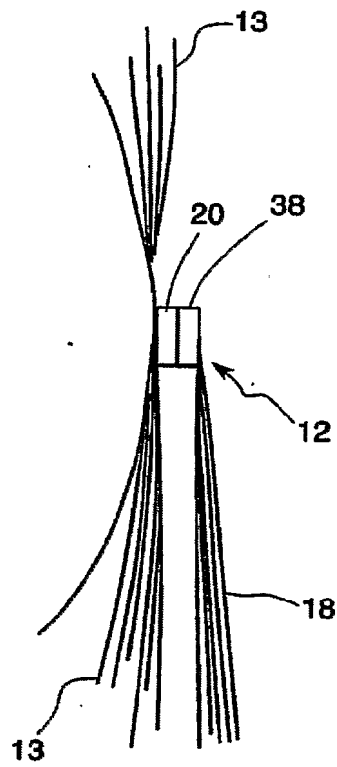


FIG. 10



8/11

FIG. 11



9/11

FIG. 12

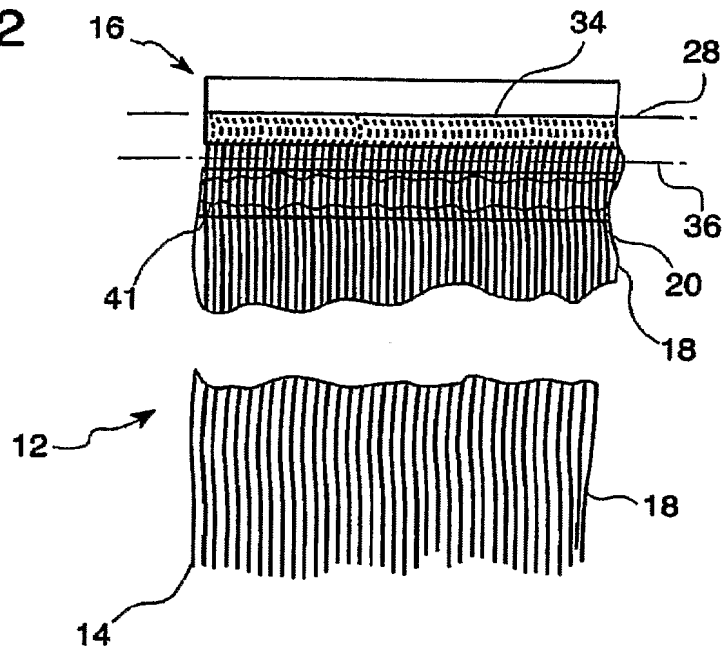
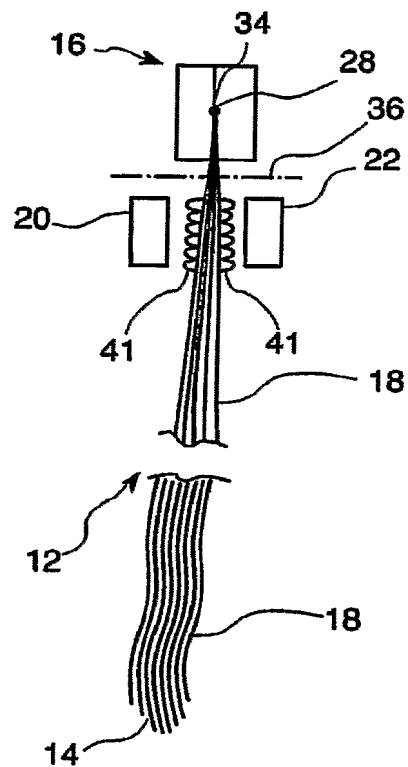
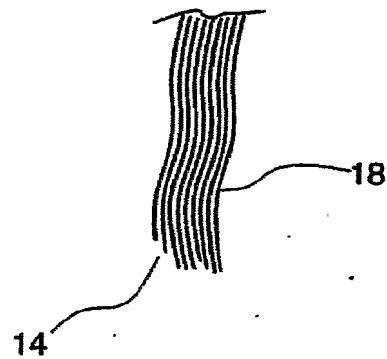
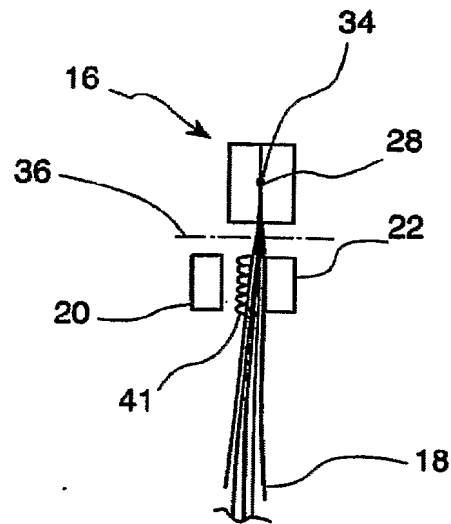


FIG. 13



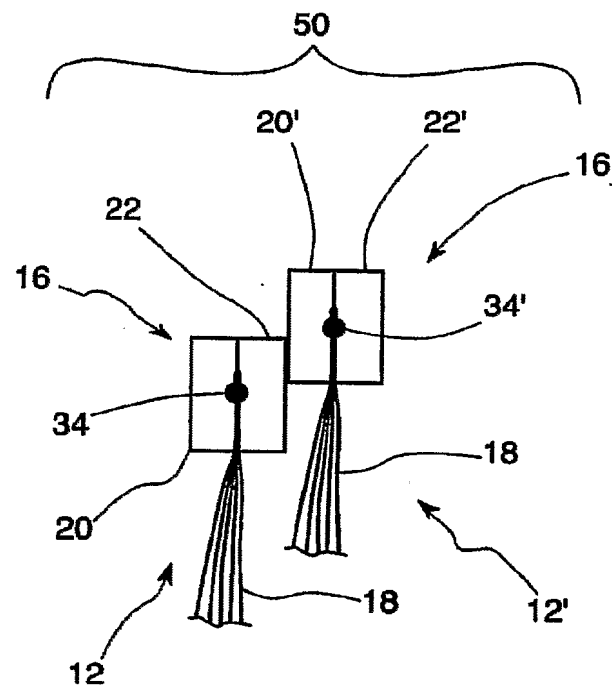
10/11

FIG. 14



11/11

FIG. 15



INTERNATIONAL SEARCH REPORT

International application No.

PCT/US06/36890

A. CLASSIFICATION OF SUBJECT MATTER

IPC: A41G 3/00(2006.01),5/00(2006.01)

USPC: 132/201,53,54,55,56

According to International Patent Classification (IPC) or to both national classification and IPC

B. FIELDS SEARCHED

Minimum documentation searched (classification system followed by classification symbols)

U.S. : 132/201, 53, 54, 55, 56

Documentation searched other than minimum documentation to the extent that such documents are included in the fields searched

Electronic data base consulted during the international search (name of data base and, where practicable, search terms used)

East text search

C. DOCUMENTS CONSIDERED TO BE RELEVANT

Category *	Citation of document, with indication, where appropriate, of the relevant passages	Relevant to claim No.
X	US 2002/0185145 A1 (GOLD) 12 December 2002, whole document	1-4, 9
A	US 6,405,736 B2 (TOWNSEND) 18 June 2002, whole document	5-8
A	US 6,135,122 A (CAMPBELL et al) 24 October 2000, whole document	5-8
A	US 5,575,298 A (HINTON) 19 November 1996, whole document	5-8

☐ Further documents are listed in the continuation of Box C.

☐ See patent family annex.

* Special categories of cited documents:

"A" document defining the general state of the art which is not considered to be of particular relevance

"E" earlier application or patent published on or after the international filing date

"L" document which may throw doubts on priority claim(s) or which is cited to establish the publication date of another citation or other special reason (as specified)

"O" document referring to an oral disclosure, use, exhibition or other means

"P" document published prior to the international filing date but later than the priority date claimed

"T"

later document published after the international filing date or priority date and not in conflict with the application but cited to understand the principle or theory underlying the invention

"X"

document of particular relevance; the claimed invention cannot be considered novel or cannot be considered to involve an inventive step when the document is taken alone

"Y"

document of particular relevance; the claimed invention cannot be considered to involve an inventive step when the document is combined with one or more other such documents, such combination being obvious to a person skilled in the art

"&"

document member of the same patent family

Date of the actual completion of the international search

22 December 2006 (22.12.2006)

Date of mailing of the international search report

05 FEB 2007
Authorized officer

Name and mailing address of the ISA/US

Mail Stop PCT, Attn: ISA/US
Commissioner for Patents
P.O. Box 1450
Alexandria, Virginia 22313-1450

Facsimile No. (571) 273-3201

Cris Rodriguez
Telephone No. (517) 272-2975