



US00D520647S

(12) **United States Design Patent**  
**Elmore et al.**

(10) **Patent No.:** **US D520,647 S**

(45) **Date of Patent:** **\*\* May 9, 2006**

(54) **LIGHTED LANDSCAPE EDGING DEVICE**

D485,388 S \* 1/2004 Weiser et al. .... D26/67

(76) Inventors: **Mark D. Elmore**, P.O. Box 518,  
Winnebago, MN (US) 56098; **Bunny J. Elmore**, P.O. Box 518, Winnebago, MN  
(US) 56098

\* cited by examiner

*Primary Examiner*—Doris Clark  
(74) *Attorney, Agent, or Firm*—Crossley Patent Law; Mark  
A. Crossley

(\*\*) Term: **14 Years**

(57) **CLAIM**

(21) Appl. No.: **29/220,154**

The ornamental design for a lighted landscape edging device, as shown and described.

(22) Filed: **Dec. 28, 2004**

(51) **LOC (8) Cl.** ..... **25-01**

(52) **U.S. Cl.** ..... **D25/119; D25/164**

(58) **Field of Classification Search** ..... D25/119,  
D25/164; D26/67, 68, 70; 47/33; 362/608,  
362/563, 610, 564, 805

See application file for complete search history.

**DESCRIPTION**

FIG. 1 is a front elevation view a lighted landscape edging device showing our new design;  
FIG. 2 is a rear elevation view of our invention;  
FIG. 3; is a left side elevation view of FIG. 1  
FIG. 4 is a right side elevation view of FIG. 1;  
FIG. 5 is a top plan of our invention;  
FIG. 6 is a bottom plan view; and,  
FIG. 7 is a perspective view of our invention showing our new design.

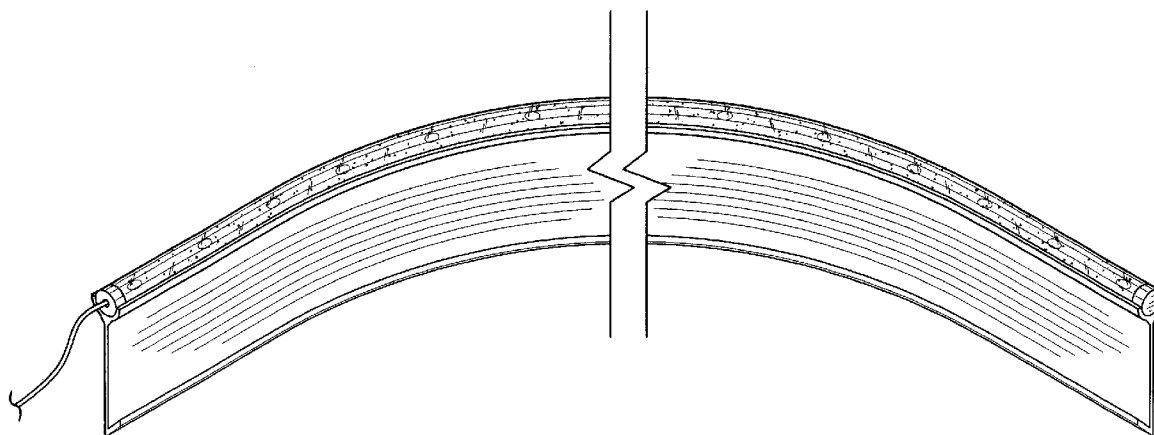
The lighted landscape edging device has been broken in the center and the cord member has been broken on the end to disclose indeterminate length.

(56) **References Cited**

**U.S. PATENT DOCUMENTS**

4,078,169	A	*	3/1978	Armstrong	.....	362/122
D345,807	S	*	4/1994	Ingraham	.....	D25/119
D387,883	S	*	12/1997	Montgomery	.....	D26/25
5,857,493	A		1/1999	Matz		
D449,113	S	*	10/2001	Stegmeier	.....	D25/2
D484,993	S	*	1/2004	Jones	.....	D25/164

**1 Claim, 3 Drawing Sheets**



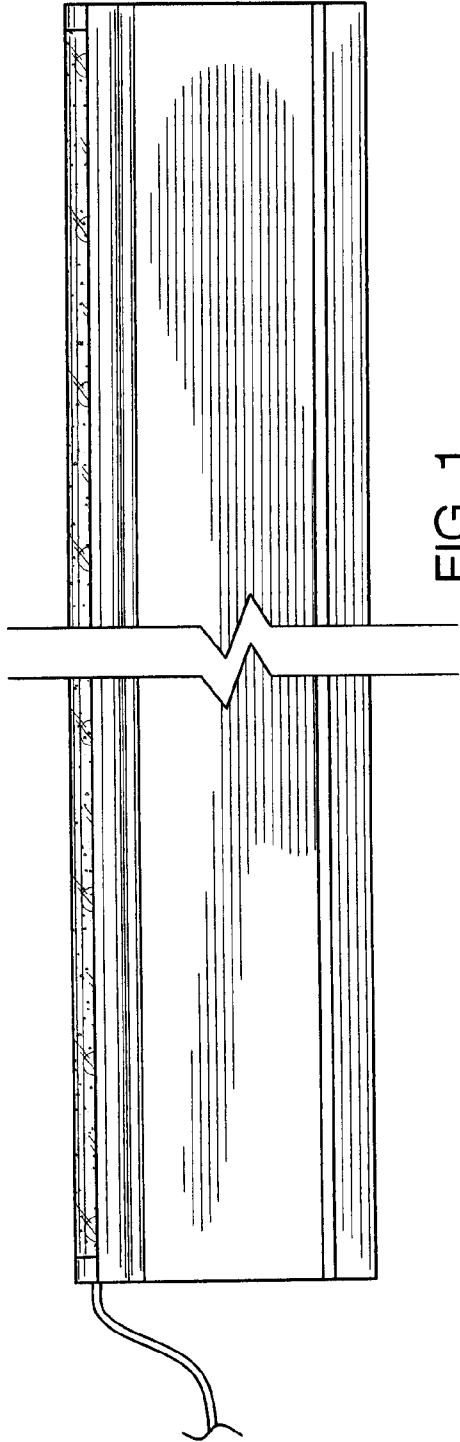


FIG. 1

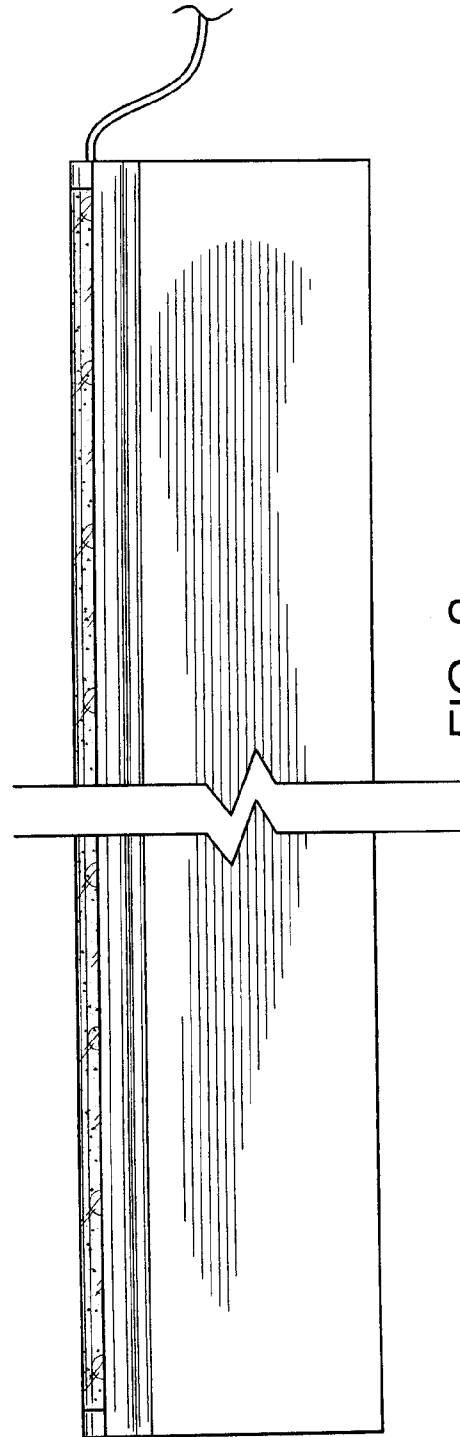


FIG. 2

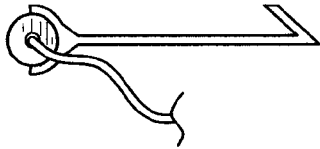


FIG. 3

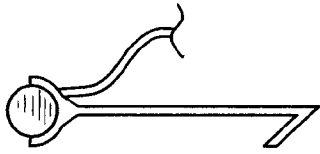


FIG. 4

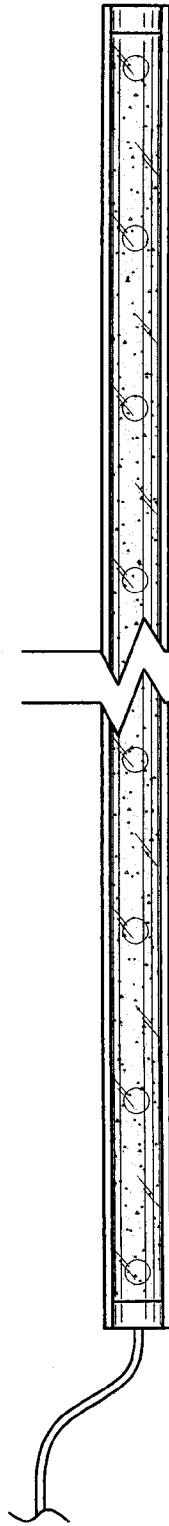


FIG. 5

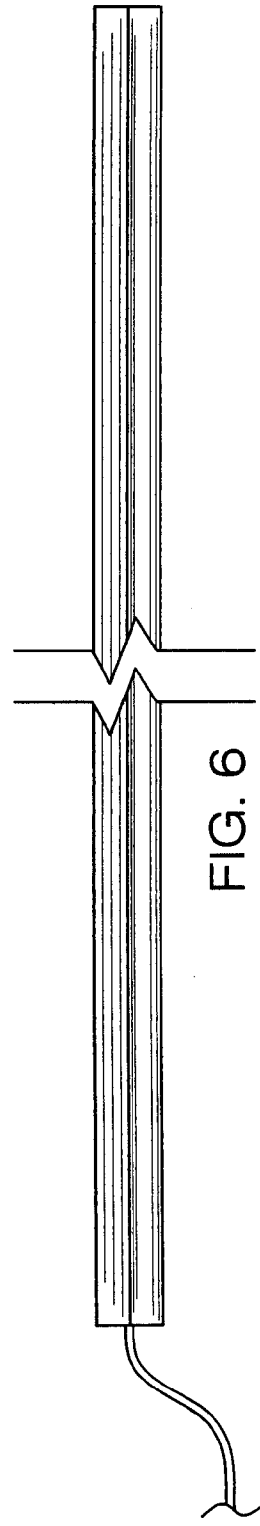


FIG. 6

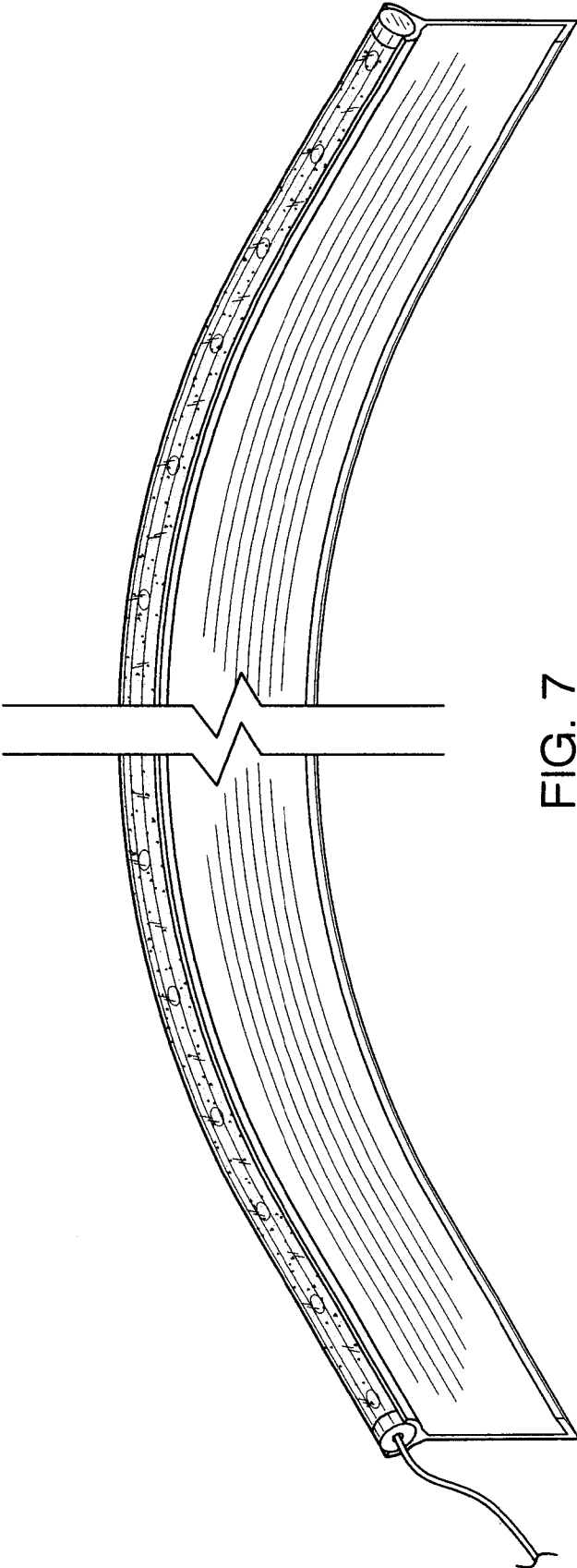


FIG. 7