



US00D478880S

(12) **United States Design Patent**
Sumida

(10) **Patent No.:** **US D478,880 S**
(45) **Date of Patent:** **** Aug. 26, 2003**

(54) **CONNECTION MEMBER FOR THE TAPE SUPPORTING A RANGE OF ELECTRONIC PARTS**

(75) Inventor: **Hiroto Sumida, Nara (JP)**

(73) Assignee: **Matsushita Electric Industrial Co., Ltd., Osaka (JP)**

(**) Term: **14 Years**

(21) Appl. No.: **29/154,921**

(22) Filed: **Jan. 30, 2002**

(30) **Foreign Application Priority Data**

Jul. 31, 2001 (JP) 2001-022372

(51) **LOC (7) Cl.** **13-03**

(52) **U.S. Cl.** **D13/199**

(58) **Field of Search** D13/199; 174/52.4; 156/230; 206/714, 715, 713, 727, 728; 242/332.1; 360/95, 132, 134, 137; 439/43, 44, 47, 258, 296, 310, 492

(56) **References Cited**

U.S. PATENT DOCUMENTS

4,708,245 A * 11/1987 Boeckmann et al. 206/714
4,731,503 A * 3/1988 Kitanishi 174/88 R
5,150,787 A * 9/1992 Bird et al. 206/461

5,183,973 A * 2/1993 Ingles et al. 174/254
5,390,472 A * 2/1995 Weiler et al. 53/412
5,494,458 A * 2/1996 Casey et al. 439/495
5,524,765 A * 6/1996 Gutentag 206/713
6,149,010 A * 11/2000 Tanaka et al. 206/714
6,345,996 B2 * 2/2002 Saito et al. 439/159

* cited by examiner

Primary Examiner—Ted Shooman

Assistant Examiner—Selina Sikder

(74) *Attorney, Agent, or Firm*—Christensen O'Connor Johnson Kindness PLLC

(57) **CLAIM**

The ornamental design for a connection member for the tape supporting a range of electronic parts, as shown and described.

DESCRIPTION

FIG. 1 is a perspective view of the front, bottom and left side of a connection member for the tape supporting a range of electronic parts showing my new design;

FIG. 2 is a left side view thereof;

FIG. 3 is a front view thereof;

FIG. 4 is a rear view thereof;

FIG. 5 is a top plan view thereof; and,

FIG. 6 is a bottom view thereof.

1 Claim, 2 Drawing Sheets

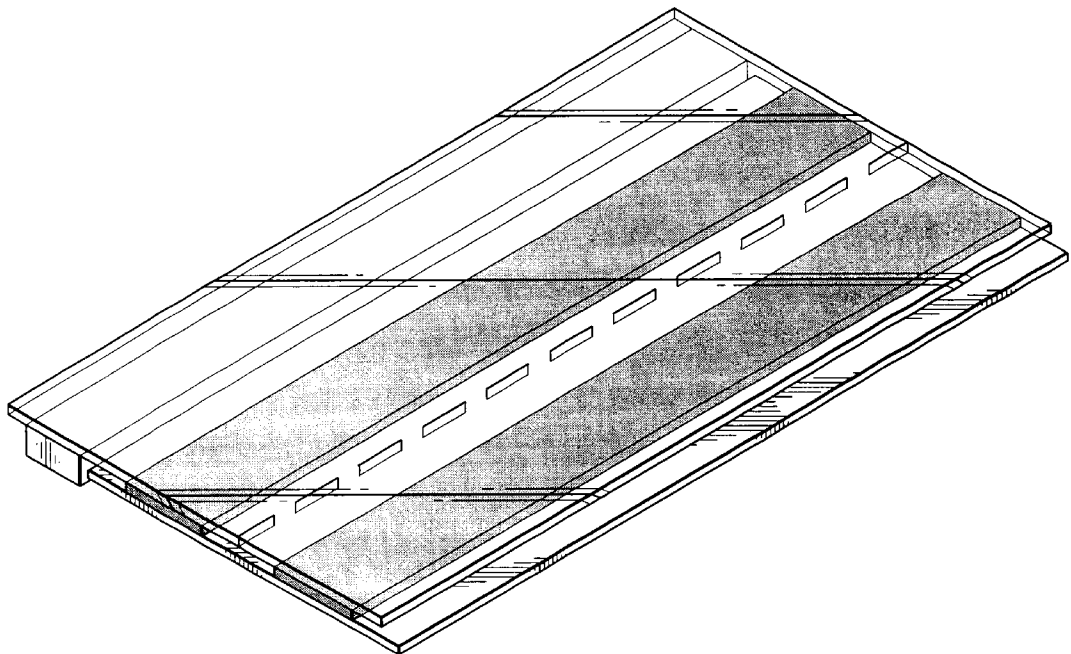


FIG. 1

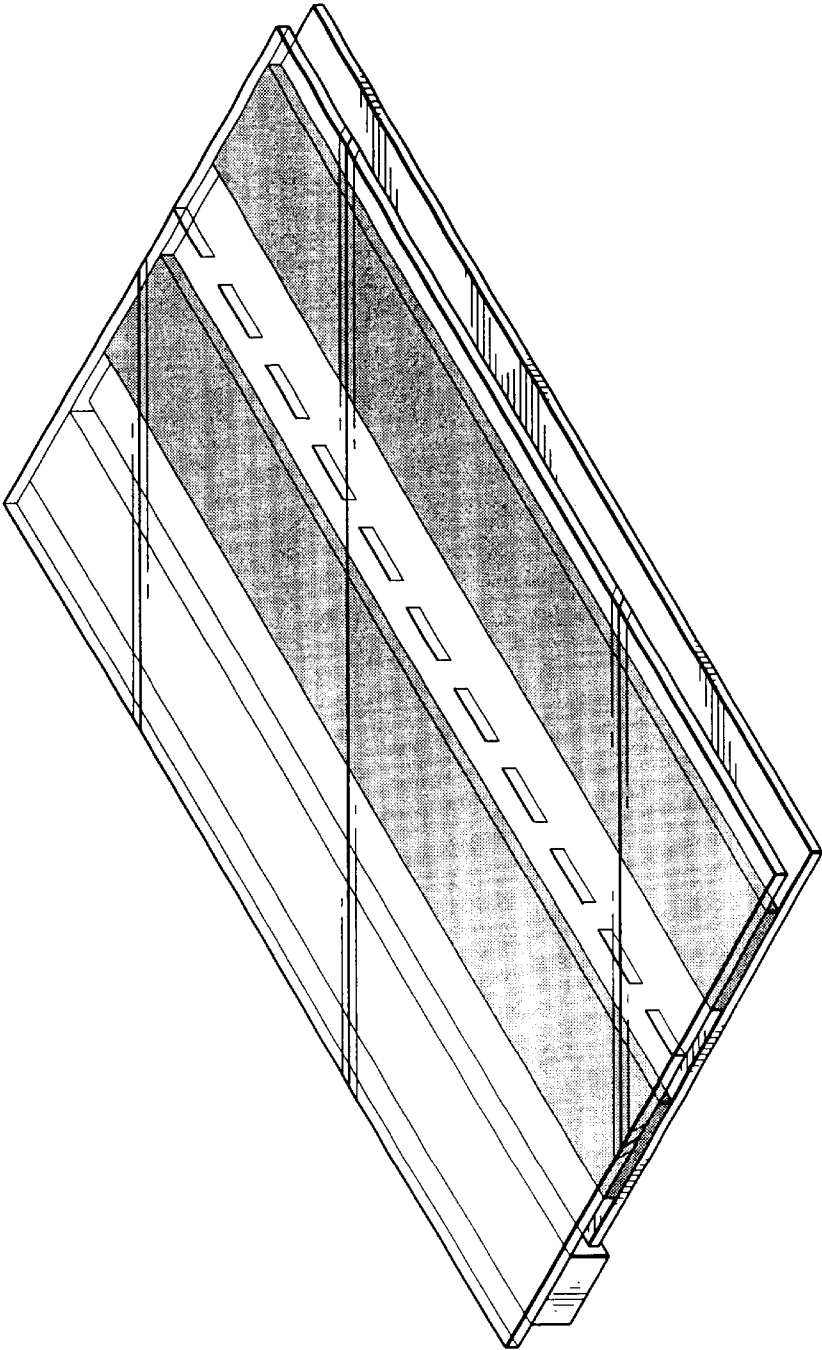


FIG. 2



FIG. 3

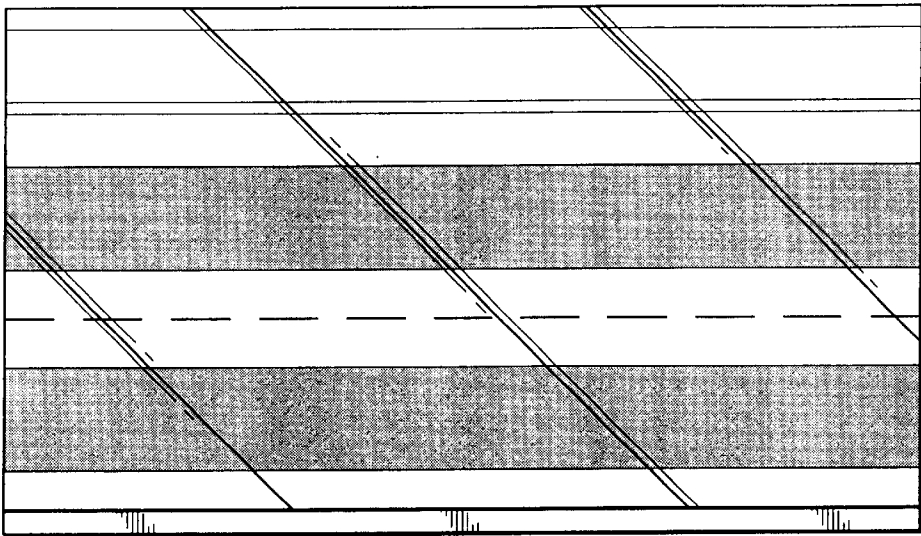


FIG. 4

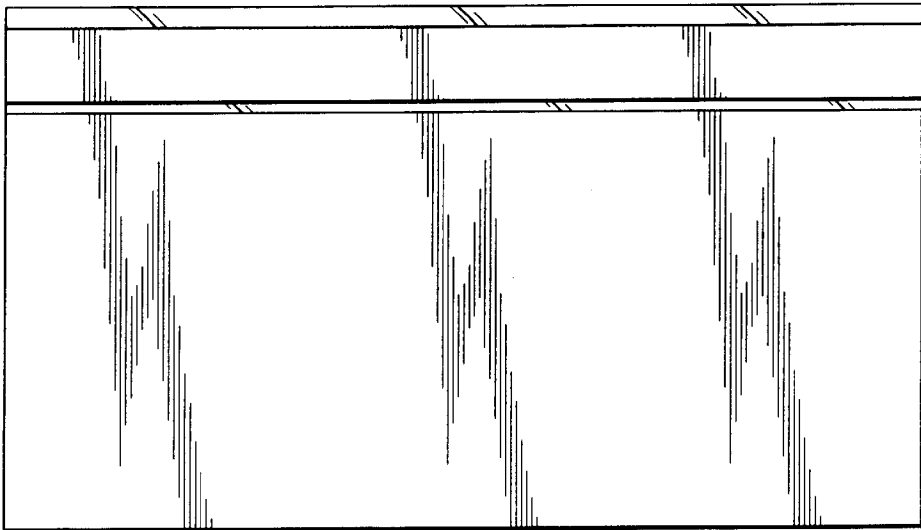


FIG. 5




FIG. 6



UNITED STATES PATENT AND TRADEMARK OFFICE
CERTIFICATE OF CORRECTION

PATENT NO. : Des. 478,880 S
DATED : August 26, 2003
INVENTOR(S) : H. Sumida

Page 1 of 1

It is certified that error appears in the above-identified patent and that said Letters Patent is hereby corrected as shown below:

Title page.

Item [56], **References Cited**, FOREIGN PATENT DOCUMENTS, insert in appropriate order -- FOREIGN PATENT DOCUMENTS

JP 808784 3/1991
JP 825235 12/1991 --

Signed and Sealed this

Third Day of February, 2004

A handwritten signature in black ink, reading "Jon W. Dudas". The signature is stylized, with a large loop for the "J" and a distinct "D" and "Dudas" at the end.

JON W. DUDAS
Acting Director of the United States Patent and Trademark Office