



US 20050178694A1

(19) **United States**

(12) **Patent Application Publication**
Mecca et al.

(10) **Pub. No.: US 2005/0178694 A1**

(43) **Pub. Date: Aug. 18, 2005**

(54) **AIR TIGHT TOGGLE COSMETIC COMPACT**

Publication Classification

(76) Inventors: **Anna Mecca**, Upper Saddle River, NJ
(US); **John J. Slenk**, Brookfield, CT
(US)

(51) **Int. Cl.⁷** **A45D 40/24**

(52) **U.S. Cl.** **206/581**

Correspondence Address:

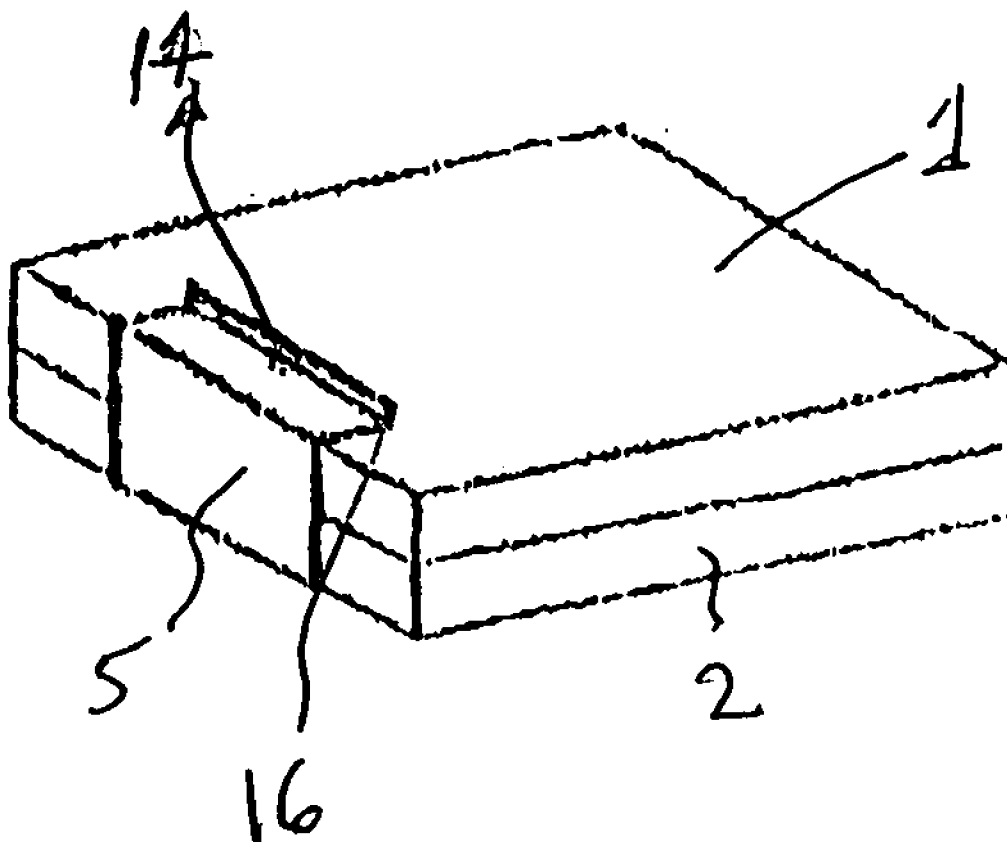
THEODORE JAY
SUITE 600
16 N CHATSWORTH AVE.
LARCHMONT, NY 10538 (US)

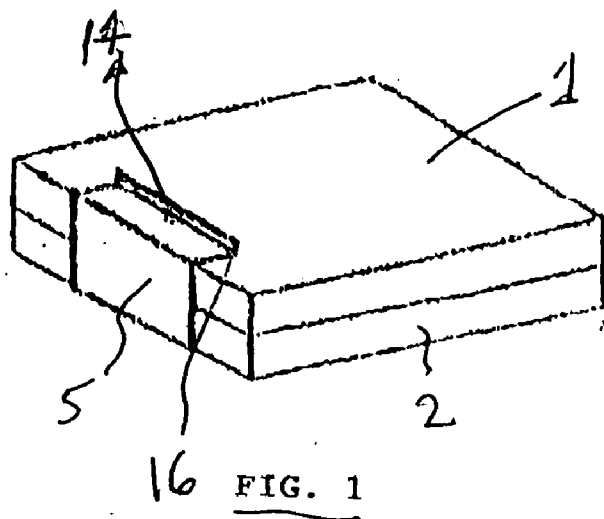
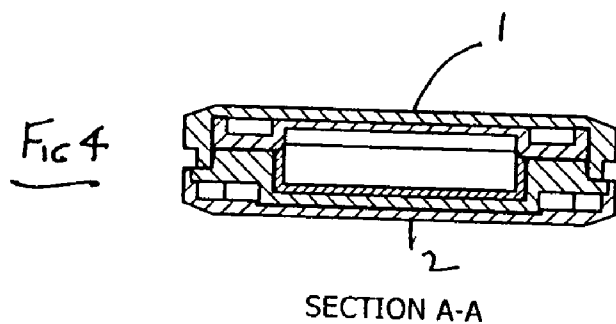
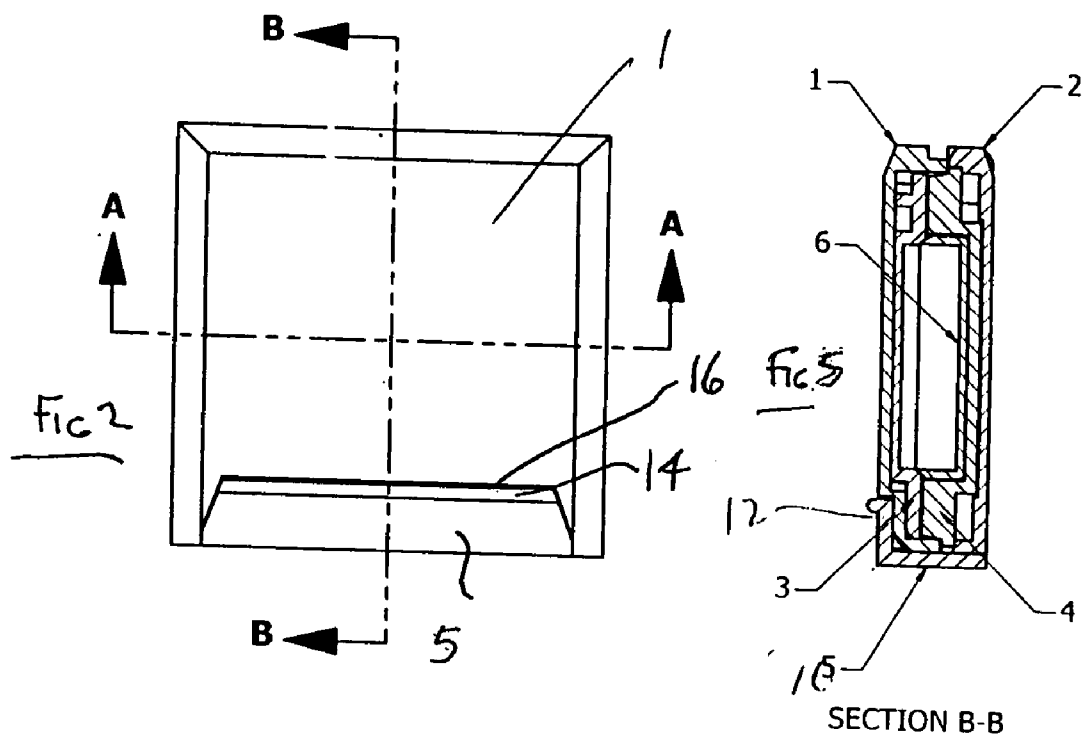
(57) **ABSTRACT**

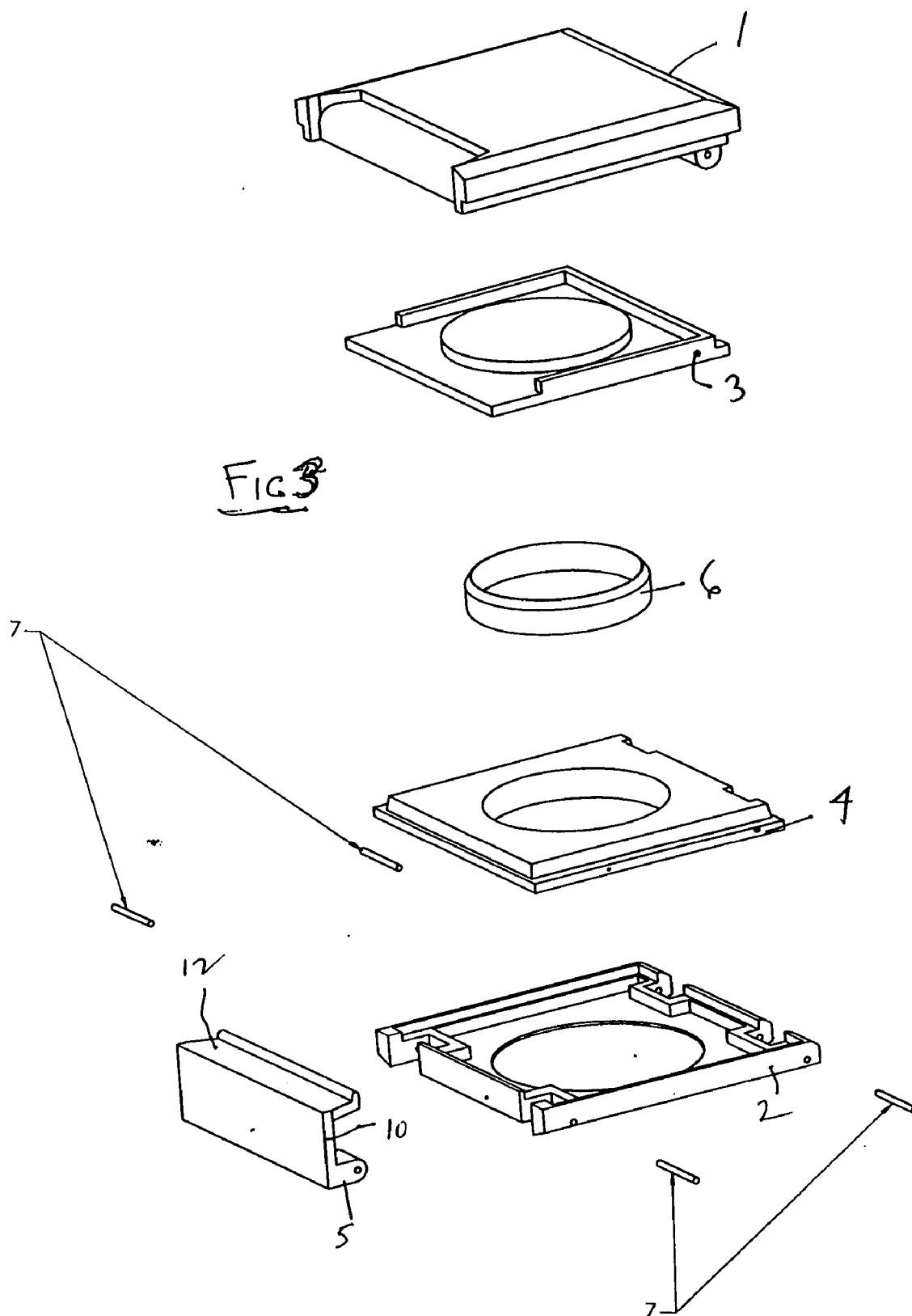
A compact with a cover and a mating base, the base and cover being hinged together. A toggle lever is connected to the base or cover. The lever is pivotally movable into and out of engagement with the cover or base. The lever when the cover and base are so engaged clamping these parts together with an air tight seal at constant pressure and when the cover and base are not so engaged, pivotally separating them and destroying the seal.

(21) Appl. No.: **10/780,307**

(22) Filed: **Feb. 17, 2004**







AIR TIGHT TOGGLE COSMETIC COMPACT

FIELD OF THE INVENTION

[0001] This invention pertains to cosmetic compacts containing facial powders and the like

BACKGROUND OF THE INVENTION

[0002] Known compacts are opened and closed manually and are not air tight whereby the contents can be attacked by moisture, mold or the like. The present invention employs a new and improved clasp mechanism that allows the compact to be opened and closed in such manner that whenever the compact is closed, an air tight seal is established. The seal is broken whenever the compact is opened and is recreated each time the compact is closed.

SUMMARY OF THE INVENTION

[0003] It is well known that certain cosmetic compacts contain makeup products which dry up or evaporate over time when housed in a container that allows air to be exchanged between the inside and outside of the compact even though the compacts are closed.

[0004] It is a primary object of this invention to provide cosmetic compacts that maintain constant pressure when closed and restore the constant pressure when closed after opening whereby air cannot be exchanged between inside and outside when the compacts are closed.

[0005] In accordance with the present invention, an air tight cosmetic compact employs a cover element that is the external upper part of the compact and a mating base element that is the external lower part of the compact. Means pivotally hinge one end of the base element to a mating end of the cover element, whereby when the compact is closed the base and cover elements are closed in mating engagement and when the compact is opened the cover element is pivotally separated from the base while remaining secured thereto;

[0006] A toggle lever is disposed at ends of the elements oppositely the mating ends thereof. The toggle lever is connected a selected one of the elements and is pivotally movable by manual action into and out of engagement with the other one of the elements. The lever, when the elements are so engaged, clamping the elements together at constant pressure with an air tight seal. When the elements are not so engaged, the lever pivotally separates the elements and destroys the seal, the seal being created at constant pressure every time the lever clamps the two elements together.

BRIEF DESCRIPTION OF THE DRAWINGS

[0007] In the drawings:

[0008] **FIG. 1** is a perspective view of a preferred embodiment of the invention.

[0009] **FIG. 2** is a plan view of this embodiment.

[0010] **FIG. 3** is an exploded view of this embodiment.

[0011] **FIG. 4** is a sectional view taken along line A-A in **FIG. 2**.

[0012] **FIG. 5** is a sectional view along line B-B in **FIG. 2**.

DETAILED DESCRIPTION OF PREFERRED EMBODIMENTS

[0013] Referring now to **FIGS. 1-5**, cover element **1** and base element **2**, both of mating rectangular shape, are pinned together at one set of mating ends by hinge pins **7**. Element **1** also houses bezel **3** which can be glued, snapped or welded into the cover for assembly. The bezel contains one of the two seal surfaces required to make the compact air tight and may also house a mirror if required.

[0014] Platform **4** is assembled into element **2** and houses the product pan **6**. The pan can be snapped into glued or float freely in the platform **4**. Platform **4** is used to provide mechanical means to snap the pan **6** in and allow it to float freely and not fall out of the compact if it is turned on end or upside down. The pan is the vessel that houses the product content of the compact and provides the second one of the two seal surfaces.

[0015] Toggle lever **5** has the shape of an L with first and second legs **10** and **12** disposed at right angles to each other. The lever is employed at the sides of the elements **1** and **2** opposite the pinned positions of elements **1** and **2**. Element **1** has a recess **14** in its top surface. Element **2** has a recess **16** in its side surface. Leg **10** is pinned by pins **7** to element **2**. Leg **12** engages the recess **14** when the lever is moved manually in clamping position and forces elements **1** and **2** together at constant pressure. Leg **10** is pivoted outward by manual action and leg **12** is spaced from the recess to open the compact.

[0016] Pins **7** are used not only to assemble the elements and the toggle lever but also provide the rotation points to allow the opening and closing of the compact.

[0017] The bezel can be removed and the required seal formed as part of the cover element **1**. The bezel can be molded in a clear material that protrudes through the element **1** so that it becomes a lens that forms the required seal. The platform can be incorporated into element **2** and produced as a single part. The positions of the recesses and toggle lever can be reversed so that the positions of elements **1** and **2** can be reversed.

[0018] While the invention has been described with particular reference to preferred embodiments and the drawings, the protection is to be limited only by the terms of the claims that follow.

What is claimed is:

1. An air tight cosmetic compact comprising:

a cover element that is the external upper part of the compact;

a mating base element that is the external lower part of the compact;

means pivotally hinging one end of the base element to a mating end of the cover element, whereby when the compact is closed the base and cover elements are closed in mating engagement and when the compact is opened the cover element is pivotally separated from the base while remaining secured thereto;

a toggle lever disposed at ends of the elements oppositely the mating ends thereof and connected a selected one of the elements, the lever being pivotally movable by manual action into and out of engagement with the

other one of the elements, the lever when the elements are so engaged clamping the elements together with an air tight seal at constant pressure and when the elements are not so engaged, pivotally separating the elements and destroying the seal, the seal being created at constant pressure every time the lever clamps the two elements together.

2. The compact of claim 1 wherein one of the elements at its end opposite said mating ends has a top surface with a first recess, the lever being connected to the other element and is manually snapped into clamping position to engage the recess.

3. The compact of claim 2 wherein the other one of the elements at its end opposite the mating ends has a side surface with a second recess, the lever being connected to

the other element in the second recess and being moved into and out of engagement with the first recess.

4. The compact of claim 3 wherein the lever has the shape of an L having first and second legs disposed at right angles to each other, one leg being connected to the other element and disposed in the second recess, the other leg engaging the first recess when the lever is in clamping position and the two elements are positively clamped together and being spaced from the first recess to cause the elements to pivot apart.

5. The compact of claim 4 wherein the first element is provided with a first seal and the second element is provided with a second seal, these seals being in mating engagement when the elements are clamped together.

* * * * *