US00D434739S

United States Patent [19]

Hanna et al.

[11] **Patent Number: Des. 434,739**

[45] **Date of Patent: ** Dec. 5, 2000**

[54] **PORTABLE TELEPHONE DEVICE**

[75] Inventors: **Shawn Gary Hanna**, Woodside; **Tark Abed**; **Tony Lillios**, both of Palo Alto; **Josh Willard Ferguson**, San Francisco, all of Calif.; **Midori Yonezawa**; **Tadamasa Hayakawa**, both of Tokyo, Japan

[73] Assignee: **Mitsubishi Denki Kabushiki Kaisha**, Tokyo, Japan

[**] Term: **14 Years**

[21] Appl. No.: **29/102,077**

[22] Filed: **Mar. 17, 1999**

[51] **LOC (7) Cl.** **14-03**

[52] **U.S. Cl.** **D14/138**; D14/144; D14/343

[58] **Field of Search** D14/137, 191, D14/138, 144, 147–148, 247–248, 250, 240, 140–142, 100, 341, 342, 343; 379/433.434, 419, 420, 428, 440; 455/550–575, 90; 361/683; D10/65

[56] **References Cited**

U.S. PATENT DOCUMENTS

D. 298,242	10/1988	Watanabe	D14/138
D. 354,478	1/1995	Miyahara	D14/100
D. 355,644	2/1995	Risko	D14/100
D. 362,252	9/1995	Ansell et al.	D14/144
D. 370,673	6/1996	Happo et al.	D14/138
D. 389,149	1/1998	Actor et al.	D14/191
D. 390,509	2/1998	Antzinas et al.	D14/138
D. 395,250	6/1998	Kabler et al.	D10/65
D. 397,679	9/1998	Hawkins et al.	D14/100
D. 401,914	12/1998	Kamegi	D14/100
D. 408,021	4/1999	Haitani et al.	D14/100
D. 411,537	6/1999	Lee	D14/138
D. 411,986	7/1999	Sekine	D14/100
D. 413,582	9/1999	Tompkins	D14/100
D. 415,122	10/1999	Monnig	D14/100
D. 416,001	11/1999	Tal et al.	D14/100
D. 416,253	11/1999	Hibino	D14/138
D. 422,595	4/2000	Taylor et al.	D14/240
5,555,157	9/1996	Moller et al.	361/683

Primary Examiner—Jeffrey Asch

Attorney, Agent, or Firm—Oblon, Spivak, McClelland, Maier & Neustadt, P.C.

[57] **CLAIM**

The ornamental design for a portable telephone device, as shown and described.

DESCRIPTION

FIG. **1** is a front, top and right side perspective view of a portable telephone device including a main unit and a sub unit, showing our new design;

FIG. **2** is a rear, bottom and left side perspective view thereof; and,

FIG. **3** is a front, top and right side perspective view of the portable telephone device in FIG. **1**, with a camera extended.

Any portions of the article not shown in the drawing nor described in the specification form no part of the claimed design.

1 Claim, 3 Drawing Sheets



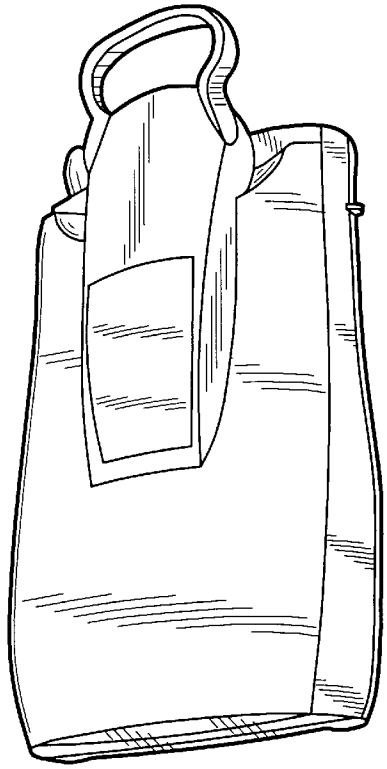

FIG. 1



FIG. 2

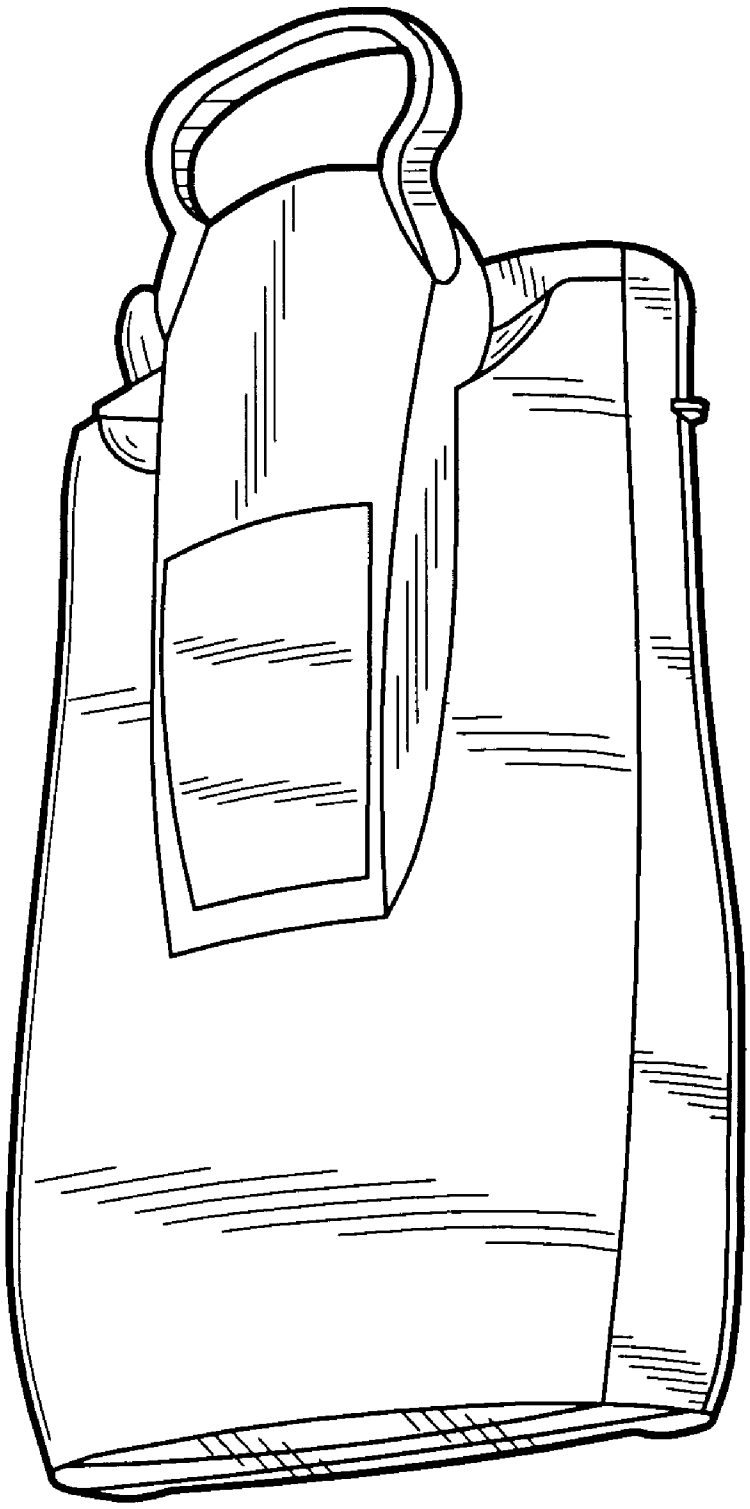

FIG. 3

