



US00D722956S

(12) **United States Design Patent**  
**Alima**

(10) **Patent No.:** **US D722,956 S**

(45) **Date of Patent:** **\*\* Feb. 24, 2015**

(54) **RECHARGEABLE BATTERY MOUNT**  
(71) Applicant: **Yariv Alima**, Plantation, FL (US)  
(72) Inventor: **Yariv Alima**, Plantation, FL (US)  
(73) Assignee: **Atmos Nation, LLC**  
(\*\*) Term: **14 Years**  
(21) Appl. No.: **29/460,669**

(22) Filed: **Jul. 12, 2013**

(51) **LOC (10) Cl.** ..... **13-02**

(52) **U.S. Cl.**  
USPC ..... **D13/108; D13/103**

(58) **Field of Classification Search**  
CPC ..... Y02E 60/10; Y02E 60/12; Y02E 60/122;  
Y02E 60/124; Y02E 60/50; H01M 2/02;  
H01M 2/022; H01M 2/0202; H01M 2/0207;  
H01M 2/0212; H01M 2/1061; H01M 2/1022;  
H01M 2/1055; H01M 2/1066; H01M 2/105;  
H01M 2/20; H01M 2/202; H01M 2/204;  
H01M 2/206; H01M 10/4257; H01M 10/0436;  
H01M 10/48; H01M 10/44; H01M 10/46;  
H01M 10/465; H01M 10/482; H01M 10/488;  
H01M 10/24; H01M 2200/30; H01M 2250/30;  
H01M 2250/40; H02J 7/00; H02J 7/0003;  
H02J 7/0011; H02J 7/0013; H02J 7/02;  
H02J 7/04; H02J 7/0027; H02J 7/0054;  
H02J 7/0055; H02J 2007/0062  
USPC ..... D13/102-110, 118-119, 184, 199;  
D14/356, 432; 320/103, 111-115,  
320/135-146; D27/101, 137, 193  
See application file for complete search history.

(56) **References Cited**

**U.S. PATENT DOCUMENTS**

D313,974 S \* 1/1991 Meller ..... D13/173  
D376,579 S \* 12/1996 Bunyeya et al. .... D13/103  
D392,249 S \* 3/1998 Nakazawa et al. .... D13/103

D401,901 S \* 12/1998 Bunyeya et al. .... D13/119  
D413,858 S \* 9/1999 Murakami et al. .... D13/103  
D532,372 S \* 11/2006 Keating ..... D13/108  
D532,745 S \* 11/2006 Gaber et al. .... D13/108  
D539,216 S \* 3/2007 Hamaguchi ..... D13/103  
D539,218 S \* 3/2007 Gaber et al. .... D13/108  
7,375,494 B2 \* 5/2008 Daniel et al. .... 320/112  
D574,768 S \* 8/2008 Witte ..... D13/103  
D577,333 S \* 9/2008 Daniel et al. .... D13/103  
D590,989 S \* 4/2009 Hon ..... D27/101  
D598,374 S \* 8/2009 Sasada ..... D13/108  
D633,034 S \* 2/2011 Heine et al. .... D13/103  
D633,035 S \* 2/2011 Heine et al. .... D13/103  
D645,816 S \* 9/2011 Sasada et al. .... D13/108  
D653,613 S \* 2/2012 Sasada et al. .... D13/108  
D655,036 S \* 2/2012 Zhou ..... D27/101  
D664,498 S \* 7/2012 Liu ..... D13/103  
D664,920 S \* 8/2012 Huang ..... D13/107  
D665,346 S \* 8/2012 Kumagai et al. .... D13/108  
D670,244 S \* 11/2012 Workman et al. .... D13/110  
D676,379 S \* 2/2013 Liu ..... D13/108  
D683,696 S \* 6/2013 Woodard et al. .... D13/103  
D685,735 S \* 7/2013 Wang ..... D13/110  
D692,612 S \* 10/2013 Lowenthal et al. .... D27/101  
D695,216 S \* 12/2013 Miller et al. .... D13/108  
D695,450 S \* 12/2013 Benassayag et al. .... D27/163  
2013/0076298 A1 \* 3/2013 Miller et al. .... 320/103  
2013/0300349 A1 \* 11/2013 Liu ..... 320/107

\* cited by examiner

*Primary Examiner* — Rosemary K Tarcza


(57) **CLAIM**

The ornamental design for a rechargeable battery mount, as shown and described.

**DESCRIPTION**

FIG. 1 is a perspective view of a rechargeable battery mount; FIG. 2 is a front view thereof; FIG. 3 is a rear view thereof; FIG. 4 is a right view thereof; FIG. 5 is a left view thereof; FIG. 6 is a top view thereof; and, FIG. 7 is a bottom view thereof.

**1 Claim, 7 Drawing Sheets**






FIG. 1




FIG. 2




FIG. 3




FIG. 4



FIG. 5

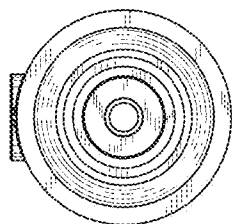


FIG. 6

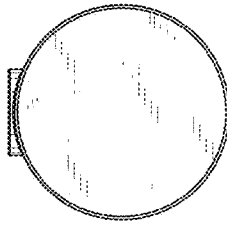


FIG. 7