

2005/02738

FORM P8
(To be lodged in duplicate)REPUBLIC OF SOUTH AFRICA
PATENTS ACT, 1978
PUBLICATION PARTICULARS AND ABSTRACT
[Section 32 (3) (a) - Regulations 22 (1) (g) and 31]

8.2.07

OFFICIAL APPLICATION NO
31 01 2005/02738

LODGING DATE
22 5 Apr 2005

ACCEPTANCE DATE
43 17-10-2005

INTERNATIONAL CLASSIFICATION
51 C07D A61K

Not for publication
Classified by:

FULL NAME(S) OF APPLICANT(S)
71 AVANIR PHARMACEUTICALS

FULL NAME(S) OF INVENTOR(S)
72 SIRCAR, Jagadish ; THOMAS, Richard, J.; RICHARDS, Mark, L.; SINHA, Anjana

TITLE OF INVENTION
54 PHENYL-AZA-BENZIMIDAZOLE COMPOUNDS FOR MODULATING IgE AND INHIBITING CELLULAR PROLIFERATION

EARLIEST PRIORITY CLAIMED	COUNTRY	NUMBER	DATE
NB - Use International abbreviation for country (See Schedule 4)	33 US	31 60/410,761	32 12 Sep 2002

57 Abstract (not more than 150 words) and figure of the drawings to which the abstract refers, are attached.
--

Number of sheets	226 193
------------------	---------

(19) World Intellectual Property
Organization
International Bureau



(43) International Publication Date
25 March 2004 (25.03.2004)

PCT

(10) International Publication Number
WO 2004/024897 A3

(51) International Patent Classification⁷: **C07D 515/04**,
A61K 31/437

(21) International Application Number:
PCT/US2003/030962

(22) International Filing Date:
12 September 2003 (12.09.2003)

(25) Filing Language: English

(26) Publication Language: English

(30) Priority Data:
60/410,761 12 September 2002 (12.09.2002) US

(71) Applicant: **AVANIR PHARMACEUTICALS** [US/US];
11388 Sorrento Valley Road, Suite 200, San Diego, CA
92121 (US).

(72) Inventors; and

(75) Inventors/Applicants (for US only): **SIRCAR, Jagadish**,
c. [US/US]; 4832 Riding Ridge Road, San Diego, CA
92130 (US). **THOMAS, Richard, J.** [US/US]; 12627
Sarsaparilla St., San Diego, CA 92129 (US). **RICHARDS,**
Mark, L. [US/US]; Ocean Air Drive, Apt. 345, San
Diego, CA 11042 W (US). **SINHA, Anjana** [US/US];
13459 Tiverton Road, San Diego, CA 92130 (US).

(74) Agents: **ALTMAN, Daniel, E.** et al.; Knobbe, Martens,
Olson Bear, LLP, 14th floor, 2040 Main Street, Irvine, CA
92614 (US).

(81) Designated States (*national*): AE, AG, AL, AM, AT, AU,
AZ, BA, BB, BG, BR, BY, BZ, CA, CH, CN, CO, CR, CU,
CZ, DE, DK, DM, DZ, EC, EE, ES, FI, GB, GD, GE, GH,
GM, HR, ID, IL, IN, IS, JP, KE, KG, KP, KR, KZ, LC, LK,
LR, LS, LT, LU, LV, MA, MD, MG, MK, MN, MW, MX,
MZ, NO, NZ, OM, PH, PL, PT, RU, SD, SE, SG, SK, SL,
TJ, TM, TN, TR, TT, TZ, UA, UG, US, UZ, VC, VN, YU,
ZA, ZM, ZW.

(84) Designated States (*regional*): ARIPO patent (GH, GM,
KE, LS, MW, MZ, SD, SL, SZ, TZ, UG, ZM, ZW),
Eurasian patent (AM, AZ, BY, KG, KZ, MD, RU, TJ, TM),
European patent (AT, BE, BG, CH, CY, CZ, DE, DK, EE,
ES, FI, FR, GB, GR, HU, IE, IT, LU, MC, NL, PT, RO,
SE, SI, SK, TR), OAPI patent (BF, BJ, CF, CG, CI, CM,
GA, GN, GQ, GW, ML, MR, NE, SN, TD, TG).

Declaration under Rule 4.17:

— of inventorship (Rule 4.17(iv)) for US only

Published:

— with international search report

(88) Date of publication of the international search report:
26 August 2004

For two-letter codes and other abbreviations, refer to the "Guidance Notes on Codes and Abbreviations" appearing at the beginning of each regular issue of the PCT Gazette.

(54) Title: **PHENYL-AZA-BENZIMIDAZOLE COMPOUNDS FOR MODULATING IgE AND INHIBITING CELLULAR PROLIFERATION**

(57) Abstract: The present invention is directed to small molecule inhibitors of the IgE response to allergens, which are useful in the treatment of allergy and/or asthma or any diseases where IgE is pathogenic. This invention also relates to phenyl-aza-benzimidazole molecules that are cellular proliferation inhibitors and thus are useful as anticancer agents. This invention further relates to small molecules which suppress cytokines and leukocytes.

WO 2004/024897 A3

AVANIR.112VPC2

PATENT

**PHENYL-AZA-BENZIMIDAZOLE COMPOUNDS FOR MODULATING IgE AND
INHIBITING CELLULAR PROLIFERATION**

Background of the Invention

Field of the Invention

[0001] This invention relates to small molecule inhibitors of the IgE response to allergens that are useful in the treatment of allergy and/or asthma or any diseases where IgE is pathogenic. This invention also relates to small molecules that are proliferation inhibitors and thus they are useful as anticancer agents. This invention further relates to small molecules which suppress cytokines and leukocytes.

Description of the Related Art

Allergies and Asthma

[0002] An estimated 10 million persons in the United States have asthma, about 5% of the population. The estimated cost of asthma in the United States exceeds \$6 billion. About 25% of patients with asthma who seek emergency care require hospitalization, and the largest single direct medical expenditure for asthma has been inpatient hospital services (emergency care), at a cost of greater than \$1.6 billion. The cost for prescription medications, which increased 54% between 1985 and 1990, was close behind at \$1.1 billion (Kelly, *Pharmacotherapy* 12:13S-21S (1997)).

[0003] According to the National Ambulatory Medical Care Survey, asthma accounts for 1% of all ambulatory care visits, and the disease continues to be a significant cause of missed school days in children. Despite improved understanding of the disease process and better drugs, asthma morbidity and mortality continue to rise in this country and worldwide (U.S. Department of Health and Human Services; 1991, publication no. 91-3042). Thus, asthma constitutes a significant public health problem.

[0004] The pathophysiologic processes that attend the onset of an asthmatic episode can be broken down into essentially two phases, both marked by bronchoconstriction, that causes wheezing, chest tightness, and dyspnea. The first, early phase asthmatic response is triggered by allergens, irritants, or exercise. Allergens cross-link immunoglobulin E (IgE) molecules bound to receptors on mast cells, causing them to release a number of pre-formed inflammatory mediators, including histamine. Additional triggers include the osmotic changes

in airway tissues following exercise or the inhalation of cold, dry air. The second, late phase response that follows is characterized by infiltration of activated eosinophils and other inflammatory cells into airway tissues, epithelial desquamation, and by the presence of highly viscous mucus within the airways. The damage caused by this inflammatory response leaves the airways "primed" or sensitized, such that smaller triggers are required to elicit subsequent asthma symptoms.

[0005] A number of drugs are available for the palliative treatment of asthma; however, their efficacies vary markedly. Short-acting β_2 -adrenergic agonists, terbutaline and albuterol, long the mainstay of asthma treatment, act primarily during the early phase as bronchodilators. The newer long-acting β_2 -agonists, salmeterol and formoterol, may reduce the bronchoconstrictive component of the late response. However, because the β_2 -agonists do not possess significant antiinflammatory activity, they have no effect on bronchial hyperreactivity.

[0006] Numerous other drugs target specific aspects of the early or late asthmatic responses. For example, antihistamines, like loratadine, inhibit early histamine-mediated inflammatory responses. Some of the newer antihistamines, such as azelastine and ketotifen, may have both antiinflammatory and weak bronchodilatory effects, but they currently do not have any established efficacy in asthma treatment. Phosphodiesterase inhibitors, like theophylline/xanthines, may attenuate late inflammatory responses, but there is no evidence that these compounds decrease bronchial hyperreactivity. Anticholinergics, like ipratropium bromide, which are used in cases of acute asthma to inhibit severe bronchoconstriction, have no effect on early or late phase inflammation, no effect on bronchial hyperreactivity, and therefore, essentially no role in chronic therapy.

[0007] The corticosteroid drugs, like budesonide, are the most potent antiinflammatory agents. Inflammatory mediator release inhibitors, like cromolyn and nedocromil, act by stabilizing mast cells and thereby inhibiting the late phase inflammatory response to allergen. Thus, cromolyn and nedocromil, as well as the corticosteroids, all reduce bronchial hyperreactivity by minimizing the sensitizing effect of inflammatory damage to the airways. Unfortunately, these antiinflammatory agents do not produce bronchodilation.

[0008] Several new agents have been developed that inhibit specific aspects of asthmatic inflammation. For instance, leukotriene receptor antagonists (ICI-204, 219, accolate), specifically inhibit leukotriene-mediated actions. The leukotrienes have been implicated in the production of both airway inflammation and bronchoconstriction.

[0009] Thus, while numerous drugs are currently available for the treatment of asthma, these compounds are primarily palliative and/or have significant side effects. Consequently, new therapeutic approaches which target the underlying cause rather than the cascade of symptoms would be highly desirable. Asthma and allergy share a common dependence on IgE-mediated events. Indeed, it is known that excess IgE production is the underlying cause of allergies in general and allergic asthma in particular (Duplantier and Cheng, *Ann. Rep. Med. Chem.* 29:73-81 (1994)). Thus, compounds that lower IgE levels may be effective in treating the underlying cause of asthma and allergy.

[0010] None of the current therapies eliminate the excess circulating IgE. The hypothesis that lowering plasma IgE may reduce the allergic response, was confirmed by recent clinical results with chimeric anti-IgE antibody, CGP-51901, and recombinant humanized monoclonal antibody, rhuMAB-E25. Indeed, three companies, Tanox Biosystems, Inc., Genentech Inc. and Novartis AG are collaborating in the development of a humanized anti-IgE antibody (BioWorld® Today, February 26, 1997, p. 2) which will treat allergy and asthma by neutralizing excess IgE. Tanox has already successfully tested the anti-IgE antibody, CGP-51901, which reduced the severity and duration of nasal symptoms of allergic rhinitis in a 155-patient Phase II trial (Scrip #2080, Nov 24, 1995, p.26). Genentech recently disclosed positive results from a 536 patient phase-II/III trials of its recombinant humanized monoclonal antibody, rhuMAB-E25 (BioWorld® Today, November 10, 1998, p. 1). The antibody, rhuMAB-E25, administered by injection (highest dose 300 mg every 2 to 4 weeks as needed) provided a 50% reduction in the number of days a patient required additional "rescue" medicines (antihistamines and decongestants), compared to placebo. More recently, Dr. Henry Milgrom et. al. of the National Jewish Medical and Research Center in Denver, Colorado, published the clinical results of rhuMAB-25 in moderate to severe asthma patients (317 patients for 12 weeks, iv injection every two weeks) and concluded that this drug is "going to be a breakthrough" (New England Journal of Medicine, December 23, 1999). A Biologics License Application (BLA) for this product has been submitted to the FDA in June, 2000 jointly by Novartis Pharmaceuticals Corporation, Tanox Inc., and Genentech, Inc. The positive results from anti-IgE antibody trials suggest that therapeutic strategies aimed at IgE down-regulation may be effective.

Cancer and Hyperproliferation Disorders

[0011] Cellular proliferation is a normal process that is vital to the normal functioning of most biological processes. Cellular proliferation occurs in all living organisms and involves two main processes: nuclear division (mitosis), and cytoplasmic division (cytokinesis). Because organisms are continually growing and replacing cells, cellular proliferation is essential to the vitality of the healthy cell. The disruption of normal cellular proliferation can result in a variety of disorders. For example, hyperproliferation of cells may cause psoriasis, thrombosis, atherosclerosis, coronary heart disease, myocardial infarction, stroke, smooth muscle neoplasms, uterine fibroid or fibroma, and obliterative diseases of vascular grafts and transplanted organs. Abnormal cell proliferation is most commonly associated with tumor formation and cancer.

[0012] Cancer is a major disease and is one of the leading causes of mortality both in the United States and internationally. Indeed, cancer is the second leading cause of death in the United States. According to the National Institute of Health, the overall annual cost for cancer is approximately \$107 billion, which includes \$37 billion for direct medical costs, \$11 billion for indirect costs of lost productivity due to illness and \$59 billion for indirect costs of lost productivity due to premature death. Not surprisingly, considerable efforts are underway to develop new treatments and preventative measures to combat this devastating illness.

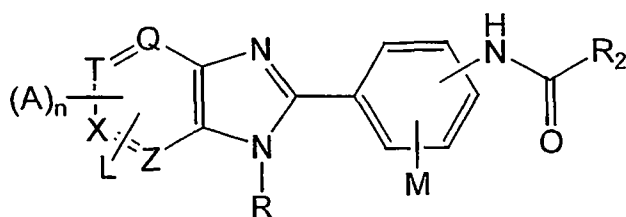
[0013] Currently, cancer is primarily treated using a combination of surgery, radiation and chemotherapy. Chemotherapy involves the use of chemical agents to disrupt the replication and metabolism of cancerous cells. Chemotherapeutic agents which are currently being used to treat cancer can be classified into five main groups: natural products and their derivatives; anthacyclines; alkylating agents; antiproliferatives and hormonal agents.

Summary of the Invention

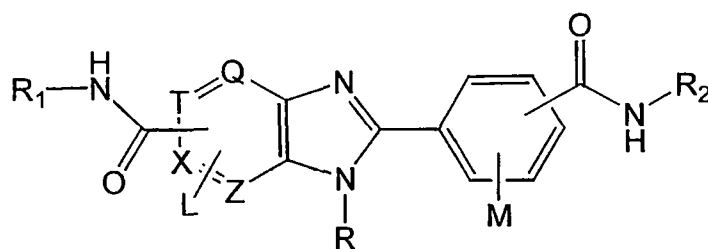
[0014] It is one object of several embodiments of the present invention to provide aza-benzimidazole compounds and methods thereof to modulate IgE. It is another object to provide aza-benzimidazole compositions and methods to inhibit cell proliferation. It is yet another object of several embodiments of the current invention to inhibit cytokines and leukocytes, including but not limited to IL-4, IL-5, eosinophils and lymphocytes.

[0015] The following series of compounds, identified under subheadings Supragenus A-D and Genus A1-A5, B1-B4, C1-C4, and D1-D4 were found to be potent inhibitors of IgE in both *ex-vivo* and *in vivo* models. These compounds also exhibit anti-proliferative effects, and, as such, may be used as agents to treat hyperproliferation disorders, including cancer.

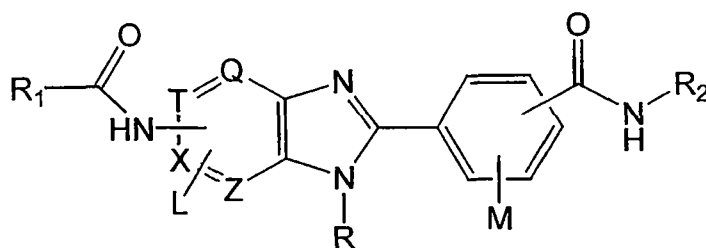
[0016] Families of small molecule IgE inhibitors are defined by the following supragenera, including Supragenus A (Genera A1-A5), Supragenus B (Genera B1-B4), Supragenus C (Genera C1-C4) and Supragenus D (Genera D1-D4):



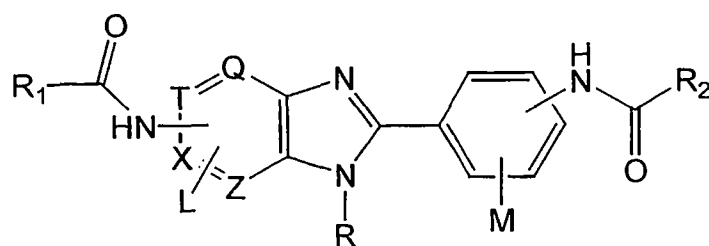
Supragenus A;



Supragenus B;



Supragenus C; and



Supragenus D;

[0017] wherein Q, T, X, and Z are independently selected from N or C, and wherein one of Q, T, X, and Z is N;

[0018] wherein A is selected from the group consisting of H, halogen, and CONHR₁;

[0019] wherein n is a number from one to four;

[0020] wherein L and M are independently selected from the group consisting of H, alkyl, alkoxy, aryl, substituted aryl, hydroxy, halogen, amino, alkylamino, nitro, cyano, CF₃, OCF₃, CONH₂, CONHR and NHCOR₁;

[0021] wherein R is selected from the group consisting of H, C₁-C₅ alkyl, benzyl, p-fluorobenzyl and di-alkylamino alkyl, wherein said C₁-C₅ alkyl is selected from the group consisting of a straight chain, branched or cyclic alkyl;

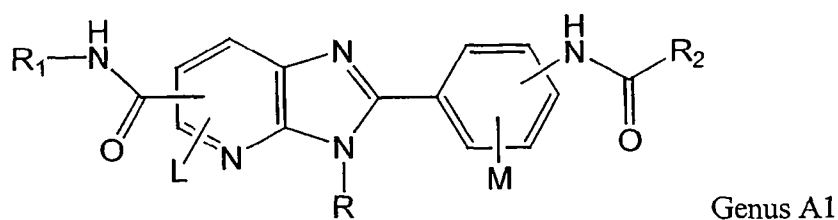
[0022] wherein R₁ and R₂ are independently selected from the group consisting of H, alkyl, substituted alkyl, C₃-C₉ cycloalkyl, substituted C₃-C₉ cycloalkyl, polycyclic aliphatic groups, substituted polycyclic aliphatic groups, phenyl, substituted phenyl, naphthyl, substituted naphthyl, heteroaryl and substituted heteroaryl, wherein said heteroaryl and said substituted heteroaryl contain 1-3 heteroatoms, wherein said heteroatom is independently selected from the group consisting of nitrogen, oxygen and sulfur;

[0023] wherein said substituted polycyclic aliphatic groups, substituted phenyl, substituted naphthyl and substituted heteroaryl contain 1-3 substituents, wherein said substituent is selected from the group consisting of H, halogens, polyhalogens, alkoxy group, substituted alkoxy, alkyl, substituted alkyl, dialkylaminoalkyl, hydroxyalkyl, carbonyl, OH, OCH₃, COOH, COOR', COR', CN, CF₃, OCF₃, NO₂, NR'R', NHCOR' and CONR'R'; and

[0024] wherein R' is selected from the group consisting of H, alkyl, substituted alkyl, C₃-C₉ cycloalkyl, substituted C₃-C₉ cycloalkyl, polycyclic aliphatics, phenyl, substituted phenyl, naphthyl, substituted naphthyl, heteroaryl and substituted heteroaryl, wherein said heteroaryl and said substituted heteroaryl contain 1-3 heteroatoms, wherein said heteroatom is independently selected from the group consisting of nitrogen, oxygen and sulfur.

[0025] Preferred embodiments include species in which R₁ and R₂ are aliphatic groups. Preferred embodiments include species of Supragenera A and D, as shown by formulas S-1 to S-25.

[0026] One family of small molecules of several embodiments is defined by the following genus (Genus A1):



[0027] wherein L and M are independently selected from the group consisting of H, alkyl, alkoxy, aryl, substituted aryl, hydroxy, halogen, amino, alkylamino, nitro, cyano, CF₃, OCF₃, CONH₂, CONHR and NHCOR₁;

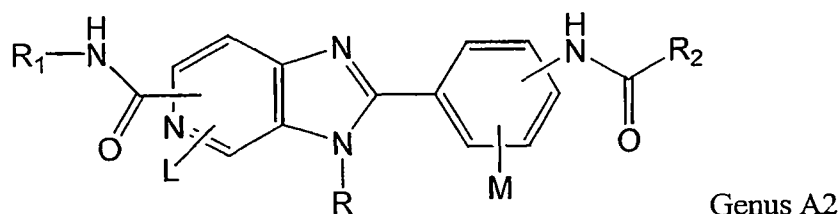
[0028] wherein R is selected from the group consisting of H, C₁-C₅ alkyl, benzyl, p-fluorobenzyl and di-alkylamino alkyl, wherein said C₁-C₅ alkyl is selected from the group consisting of a straight chain, branched or cyclic alkyl;

[0029] wherein R₁ and R₂ are independently selected from the group consisting of H, alkyl, substituted alkyl, C₃-C₉ cycloalkyl, substituted C₃-C₉ cycloalkyl, polycyclic aliphatic groups, substituted polycyclic aliphatic groups, phenyl, substituted phenyl, naphthyl, substituted naphthyl, heteroaryl and substituted heteroaryl, wherein said heteroaryl and said substituted heteroaryl contain 1-3 heteroatoms, wherein said heteroatom is independently selected from the group consisting of nitrogen, oxygen and sulfur;

[0030] wherein said substituted polycyclic aliphatic groups, substituted phenyl, substituted naphthyl and substituted heteroaryl contain 1-3 substituents, wherein said substituent is selected from the group consisting of H, halogens, polyhalogens, alkoxy group, substituted alkoxy, alkyl, substituted alkyl, dialkylaminoalkyl, hydroxyalkyl, carbonyl, OH, OCH₃, COOH, COOR', COR', CN, CF₃, OCF₃, NO₂, NR'R', NHCOR' and CONR'R'; and

[0031] wherein R' is selected from the group consisting of H, alkyl, substituted alkyl, C₃-C₉ cycloalkyl, substituted C₃-C₉ cycloalkyl, polycyclic aliphatics, phenyl, substituted phenyl, naphthyl, substituted naphthyl, heteroaryl and substituted heteroaryl, wherein said heteroaryl and said substituted heteroaryl contain 1-3 heteroatoms, wherein said heteroatom is independently selected from the group consisting of nitrogen, oxygen and sulfur.

[0032] One family of small molecule IgE inhibitors of the preferred embodiments is defined by the following genus (Genus A2):



[0033] wherein L and M are independently selected from the group consisting of H, alkyl, alkoxy, aryl, substituted aryl, hydroxy, halogen, amino, alkylamino, nitro, cyano, CF₃, OCF₃, CONH₂, CONHR and NHCOR₁;

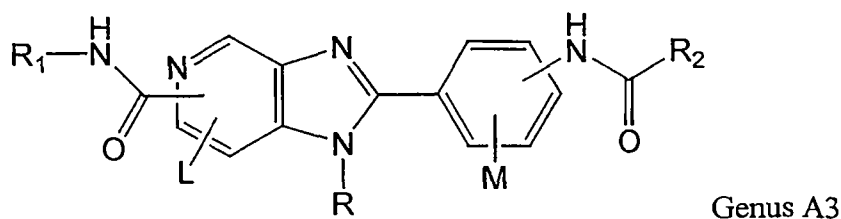
[0034] wherein R is selected from the group consisting of H, C₁-C₅ alkyl, benzyl, p-fluorobenzyl and di-alkylamino alkyl, wherein said C₁-C₅ alkyl is selected from the group consisting of a straight chain, branched or cyclic alkyl;

[0035] wherein R₁ and R₂ are independently selected from the group consisting of H, alkyl, substituted alkyl, C₃-C₉ cycloalkyl, substituted C₃-C₉ cycloalkyl, polycyclic aliphatic groups, substituted polycyclic aliphatic groups, phenyl, substituted phenyl, naphthyl, substituted naphthyl, heteroaryl and substituted heteroaryl, wherein said heteroaryl and said substituted heteroaryl contain 1-3 heteroatoms, wherein said heteroatom is independently selected from the group consisting of nitrogen, oxygen and sulfur;

[0036] wherein said substituted polycyclic aliphatic groups, substituted phenyl, substituted naphthyl and substituted heteroaryl contain 1-3 substituents, wherein said substituent is selected from the group consisting of H, halogens, polyhalogens, alkoxy group, substituted alkoxy, alkyl, substituted alkyl, dialkylaminoalkyl, hydroxyalkyl, carbonyl, OH, OCH₃, COOH, COOR', COR', CN, CF₃, OCF₃, NO₂, NR'R', NHCOR' and CONR'R'; and

[0037] wherein R' is selected from the group consisting of H, alkyl, substituted alkyl, C₃-C₉ cycloalkyl, substituted C₃-C₉ cycloalkyl, polycyclic aliphatics, phenyl, substituted phenyl, naphthyl, substituted naphthyl, heteroaryl and substituted heteroaryl, wherein said heteroaryl and said substituted heteroaryl contain 1-3 heteroatoms, wherein said heteroatom is independently selected from the group consisting of nitrogen, oxygen and sulfur.

[0038] One family of small molecule IgE inhibitors of the preferred embodiments is defined by the following genus (Genus A3):



[0039] wherein L and M are independently selected from the group consisting of H, alkyl, alkoxy, aryl, substituted aryl, hydroxy, halogen, amino, alkylamino, nitro, cyano, CF₃, OCF₃, CONH₂, CONHR and NHCOR₁;

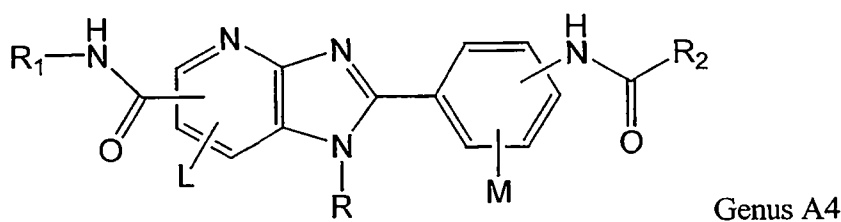
[0040] wherein R is selected from the group consisting of H, C₁-C₅ alkyl, benzyl, p-fluorobenzyl and di-alkylamino alkyl, wherein said C₁-C₅ alkyl is selected from the group consisting of a straight chain, branched or cyclic alkyl;

[0041] wherein R_1 and R_2 are independently selected from the group consisting of H, alkyl, substituted alkyl, C_3 - C_9 cycloalkyl, substituted C_3 - C_9 cycloalkyl, polycyclic aliphatic groups, substituted polycyclic aliphatic groups, phenyl, substituted phenyl, naphthyl, substituted naphthyl, heteroaryl and substituted heteroaryl, wherein said heteroaryl and said substituted heteroaryl contain 1-3 heteroatoms, wherein said heteroatom is independently selected from the group consisting of nitrogen, oxygen and sulfur;

[0042] wherein said substituted polycyclic aliphatic groups, substituted phenyl, substituted naphthyl and substituted heteroaryl contain 1-3 substituents, wherein said substituent is selected from the group consisting of H, halogens, polyhalogens, alkoxy group, substituted alkoxy, alkyl, substituted alkyl, dialkylaminoalkyl, hydroxyalkyl, carbonyl, OH, OCH_3 , $COOH$, $COOR'$, COR' , CN, CF_3 , OCF_3 , NO_2 , $NR'R'$, $NHCOR'$ and $CONR'R'$; and

[0043] wherein R' is selected from the group consisting of H, alkyl, substituted alkyl, C_3 - C_9 cycloalkyl, substituted C_3 - C_9 cycloalkyl, polycyclic aliphatics, phenyl, substituted phenyl, naphthyl, substituted naphthyl, heteroaryl and substituted heteroaryl, wherein said heteroaryl and said substituted heteroaryl contain 1-3 heteroatoms, wherein said heteroatom is independently selected from the group consisting of nitrogen, oxygen and sulfur.

[0044] One family of small molecule IgE inhibitors of the preferred embodiments is defined by the following genus (Genus A4):



[0045] wherein L and M are independently selected from the group consisting of H, alkyl, alkoxy, aryl, substituted aryl, hydroxy, halogen, amino, alkylamino, nitro, cyano, CF_3 , OCF_3 , $CONH_2$, $CONHR$ and $NHCOR_1$;

[0046] wherein R is selected from the group consisting of H, C_1 - C_5 alkyl, benzyl, p-fluorobenzyl and di-alkylamino alkyl, wherein said C_1 - C_5 alkyl is selected from the group consisting of a straight chain, branched or cyclic alkyl;

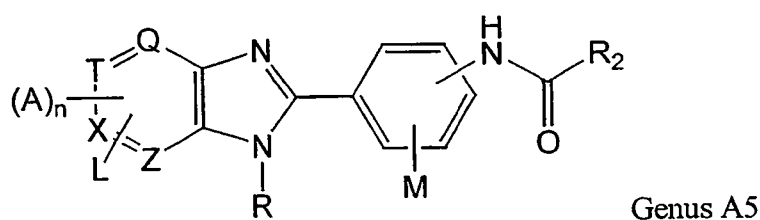
[0047] wherein R_1 and R_2 are independently selected from the group consisting of H, alkyl, substituted alkyl, C_3 - C_9 cycloalkyl, substituted C_3 - C_9 cycloalkyl, polycyclic aliphatic groups, substituted polycyclic aliphatic groups, phenyl, substituted phenyl, naphthyl,

substituted naphthyl, heteroaryl and substituted heteroaryl, wherein said heteroaryl and said substituted heteroaryl contain 1-3 heteroatoms, wherein said heteroatom is independently selected from the group consisting of nitrogen, oxygen and sulfur;

[0048] wherein said substituted polycyclic aliphatic groups, substituted phenyl, substituted naphthyl and substituted heteroaryl contain 1-3 substituents, wherein said substituent is selected from the group consisting of H, halogens, polyhalogens, alkoxy group, substituted alkoxy, alkyl, substituted alkyl, dialkylaminoalkyl, hydroxyalkyl, carbonyl, OH, OCH₃, COOH, COOR', COR', CN, CF₃, OCF₃, NO₂, NR'R', NHCOR' and CONR'R'; and

[0049] wherein R' is selected from the group consisting of H, alkyl, substituted alkyl, C₃-C₉ cycloalkyl, substituted C₃-C₉ cycloalkyl, polycyclic aliphatics, phenyl, substituted phenyl, naphthyl, substituted naphthyl, heteroaryl and substituted heteroaryl, wherein said heteroaryl and said substituted heteroaryl contain 1-3 heteroatoms, wherein said heteroatom is independently selected from the group consisting of nitrogen, oxygen and sulfur.

[0050] One family of small molecule IgE inhibitors of the preferred embodiments is defined by the following genus (Genus A5):



[0051] wherein Q, T, X, and Z are independently selected from N or C, and wherein one of Q, T, X, and Z is N;

[0052] wherein A is selected from the group consisting of H and halogen;

[0053] wherein n is a number from one to four;

[0054] wherein L and M are independently selected from the group consisting of H, alkyl, alkoxy, aryl, substituted aryl, hydroxy, halogen, amino, alkylamino, nitro, cyano, CF₃, OCF₃, CONH₂, CONHR and NHCOR₁;

[0055] wherein R is selected from the group consisting of H, C₁-C₅ alkyl, benzyl, p-fluorobenzyl and di-alkylamino alkyl, wherein said C₁-C₅ alkyl is selected from the group consisting of a straight chain, branched or cyclic alkyl;

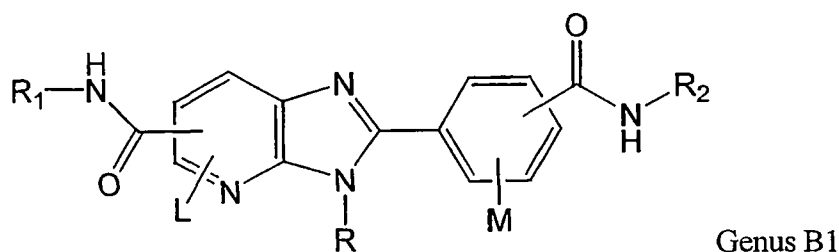
[0056] wherein R₁ and R₂ are independently selected from the group consisting of H, alkyl, substituted alkyl, C₃-C₉ cycloalkyl, substituted C₃-C₉ cycloalkyl, polycyclic aliphatic

groups, substituted polycyclic aliphatic groups, phenyl, substituted phenyl, naphthyl, substituted naphthyl, heteroaryl and substituted heteroaryl, wherein said heteroaryl and said substituted heteroaryl contain 1-3 heteroatoms, wherein said heteroatom is independently selected from the group consisting of nitrogen, oxygen and sulfur;

[0057] wherein said substituted polycyclic aliphatic groups, substituted phenyl, substituted naphthyl and substituted heteroaryl contain 1-3 substituents, wherein said substituent is selected from the group consisting of H, halogens, polyhalogens, alkoxy group, substituted alkoxy, alkyl, substituted alkyl, dialkylaminoalkyl, hydroxyalkyl, carbonyl, OH, OCH₃, COOH, COOR', COR', CN, CF₃, OCF₃, NO₂, NR'R', NHCOR' and CONR'R'; and

[0058] wherein R' is selected from the group consisting of H, alkyl, substituted alkyl, C₃-C₉ cycloalkyl, substituted C₃-C₉ cycloalkyl, polycyclic aliphatics, phenyl, substituted phenyl, naphthyl, substituted naphthyl, heteroaryl and substituted heteroaryl, wherein said heteroaryl and said substituted heteroaryl contain 1-3 heteroatoms, wherein said heteroatom is independently selected from the group consisting of nitrogen, oxygen and sulfur.

[0059] One family of small molecule IgE inhibitors of the preferred embodiments is defined by the following genus (Genus B1):



[0060] wherein L and M are independently selected from the group consisting of H, alkyl, alkoxy, aryl, substituted aryl, hydroxy, halogen, amino, alkylamino, nitro, cyano, CF₃, OCF₃, CONH₂, CONHR and NHCOR₁;

[0061] wherein R is selected from the group consisting of H, C₁-C₅ alkyl, benzyl, p-fluorobenzyl and di-alkylamino alkyl, wherein said C₁-C₅ alkyl is selected from the group consisting of a straight chain, branched or cyclic alkyl;

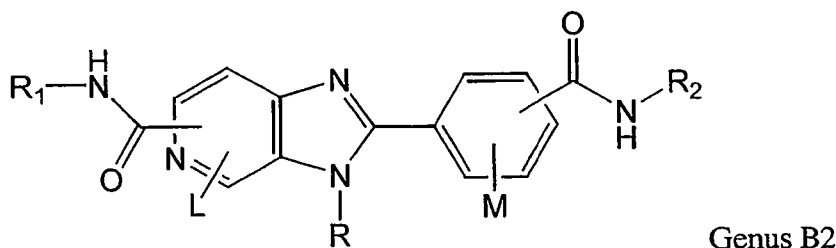
[0062] wherein R₁ and R₂ are independently selected from the group consisting of H, alkyl, substituted alkyl, C₃-C₉ cycloalkyl, substituted C₃-C₉ cycloalkyl, polycyclic aliphatic groups, substituted polycyclic aliphatic groups, phenyl, substituted phenyl, naphthyl, substituted naphthyl, heteroaryl and substituted heteroaryl, wherein said heteroaryl and said

substituted heteroaryl contain 1-3 heteroatoms, wherein said heteroatom is independently selected from the group consisting of nitrogen, oxygen and sulfur;

[0063] wherein said substituted polycyclic aliphatic groups, substituted phenyl, substituted naphthyl and substituted heteroaryl contain 1-3 substituents, wherein said substituent is selected from the group consisting of H, halogens, polyhalogens, alkoxy group, substituted alkoxy, alkyl, substituted alkyl, dialkylaminoalkyl, hydroxyalkyl, carbonyl, OH, OCH₃, COOH, COOR' COR', CN, CF₃, OCF₃, NO₂, NR'R', NHCOR' and CONR'R'; and

[0064] wherein R' is selected from the group consisting of H, alkyl, substituted alkyl, C₃-C₉ cycloalkyl, substituted C₃-C₉ cycloalkyl, polycyclic aliphatics, phenyl, substituted phenyl, naphthyl, substituted naphthyl, heteroaryl and substituted heteroaryl, wherein said heteroaryl and said substituted heteroaryl contain 1-3 heteroatoms, wherein said heteroatom is independently selected from the group consisting of nitrogen, oxygen and sulfur.

[0065] One family of small molecule IgE inhibitors of the preferred embodiments is defined by the following genus (Genus B2):



[0066] wherein L and M are independently selected from the group consisting of H, alkyl, alkoxy, aryl, substituted aryl, hydroxy, halogen, amino, alkylamino, nitro, cyano, CF₃, OCF₃, CONH₂, CONHR and NHCOR₁;

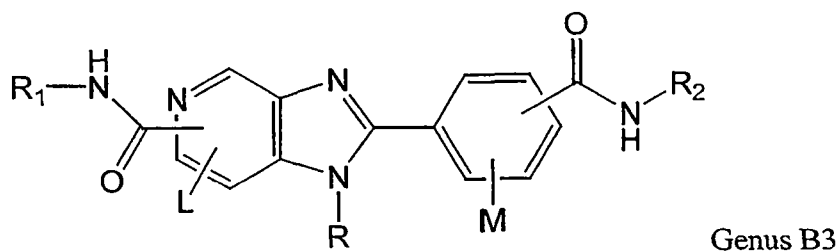
[0067] wherein R is selected from the group consisting of H, C₁-C₅ alkyl, benzyl, p-fluorobenzyl and di-alkylamino alkyl, wherein said C₁-C₅ alkyl is selected from the group consisting of a straight chain, branched or cyclic alkyl;

[0068] wherein R₁ and R₂ are independently selected from the group consisting of H, alkyl, substituted alkyl, C₃-C₉ cycloalkyl, substituted C₃-C₉ cycloalkyl, polycyclic aliphatic groups, substituted polycyclic aliphatic groups, phenyl, substituted phenyl, naphthyl, substituted naphthyl, heteroaryl and substituted heteroaryl, wherein said heteroaryl and said substituted heteroaryl contain 1-3 heteroatoms, wherein said heteroatom is independently selected from the group consisting of nitrogen, oxygen and sulfur;

[0069] wherein said substituted polycyclic aliphatic groups, substituted phenyl, substituted naphthyl and substituted heteroaryl contain 1-3 substituents, wherein said substituent is selected from the group consisting of H, halogens, polyhalogens, alkoxy group, substituted alkoxy, alkyl, substituted alkyl, dialkylaminoalkyl, hydroxyalkyl, carbonyl, OH, OCH₃, COOH, COOR', COR', CN, CF₃, OCF₃, NO₂, NR'R', NHCOR' and CONR'R'; and

[0070] wherein R' is selected from the group consisting of H, alkyl, substituted alkyl, C₃-C₉ cycloalkyl, substituted C₃-C₉ cycloalkyl, polycyclic aliphatics, phenyl, substituted phenyl, naphthyl, substituted naphthyl, heteroaryl and substituted heteroaryl, wherein said heteroaryl and said substituted heteroaryl contain 1-3 heteroatoms, wherein said heteroatom is independently selected from the group consisting of nitrogen, oxygen and sulfur.

[0071] One family of small molecule IgE inhibitors of the preferred embodiments is defined by the following genus (Genus B3):



[0072] wherein L and M are independently selected from the group consisting of H, alkyl, alkoxy, aryl, substituted aryl, hydroxy, halogen, amino, alkylamino, nitro, cyano, CF₃, OCF₃, CONH₂, CONHR and NHCOR₁;

[0073] wherein R is selected from the group consisting of H, C₁-C₅ alkyl, benzyl, p-fluorobenzyl and di-alkylamino alkyl, wherein said C₁-C₅ alkyl is selected from the group consisting of a straight chain, branched or cyclic alkyl;

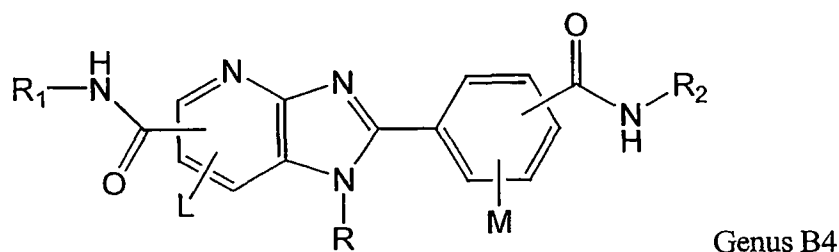
[0074] wherein R₁ and R₂ are independently selected from the group consisting of H, alkyl, substituted alkyl, C₃-C₉ cycloalkyl, substituted C₃-C₉ cycloalkyl, polycyclic aliphatic groups, substituted polycyclic aliphatic groups, phenyl, substituted phenyl, naphthyl, substituted naphthyl, heteroaryl and substituted heteroaryl, wherein said heteroaryl and said substituted heteroaryl contain 1-3 heteroatoms, wherein said heteroatom is independently selected from the group consisting of nitrogen, oxygen and sulfur;

[0075] wherein said substituted polycyclic aliphatic groups, substituted phenyl, substituted naphthyl and substituted heteroaryl contain 1-3 substituents, wherein said

substituent is selected from the group consisting of H, halogens, polyhalogens, alkoxy group, substituted alkoxy, alkyl, substituted alkyl, dialkylaminoalkyl, hydroxyalkyl, carbonyl, OH, OCH₃, COOH, COOR', COR', CN, CF₃, OCF₃, NO₂, NR'R', NHCOR' and CONR'R'; and

[0076] wherein R' is selected from the group consisting of H, alkyl, substituted alkyl, C₃-C₉ cycloalkyl, substituted C₃-C₉ cycloalkyl, polycyclic aliphatics, phenyl, substituted phenyl, naphthyl, substituted naphthyl, heteroaryl and substituted heteroaryl, wherein said heteroaryl and said substituted heteroaryl contain 1-3 heteroatoms, wherein said heteroatom is independently selected from the group consisting of nitrogen, oxygen and sulfur.

[0077] One family of small molecule IgE inhibitors of the preferred embodiments is defined by the following genus (Genus B4):



[0078] wherein L and M are independently selected from the group consisting of H, alkyl, alkoxy, aryl, substituted aryl, hydroxy, halogen, amino, alkylamino, nitro, cyano, CF₃, OCF₃, CONH₂, CONHR and NHCOR₁;

[0079] wherein R is selected from the group consisting of H, C₁-C₅ alkyl, benzyl, p-fluorobenzyl and di-alkylamino alkyl, wherein said C₁-C₅ alkyl is selected from the group consisting of a straight chain, branched or cyclic alkyl;

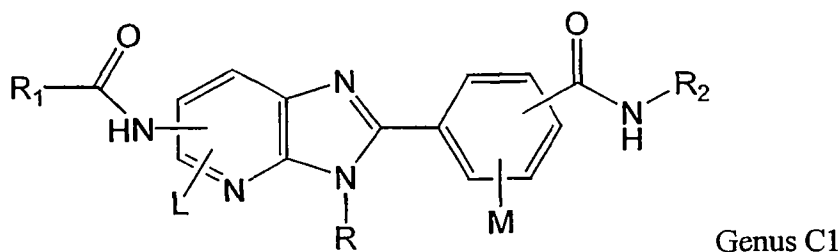
[0080] wherein R₁ and R₂ are independently selected from the group consisting of H, alkyl, substituted alkyl, C₃-C₉ cycloalkyl, substituted C₃-C₉ cycloalkyl, polycyclic aliphatic groups, substituted polycyclic aliphatic groups, phenyl, substituted phenyl, naphthyl, substituted naphthyl, heteroaryl and substituted heteroaryl, wherein said heteroaryl and said substituted heteroaryl contain 1-3 heteroatoms, wherein said heteroatom is independently selected from the group consisting of nitrogen, oxygen and sulfur;

[0081] wherein said substituted polycyclic aliphatic groups, substituted phenyl, substituted naphthyl and substituted heteroaryl contain 1-3 substituents, wherein said substituent is selected from the group consisting of H, halogens, polyhalogens, alkoxy group,

substituted alkoxy, alkyl, substituted alkyl, dialkylaminoalkyl, hydroxyalkyl, carbonyl, OH, OCH₃, COOH, COOR' COR', CN, CF₃, OCF₃, NO₂, NR'R', NHCOR' and CONR'R'; and

[0082] wherein R' is selected from the group consisting of H, alkyl, substituted alkyl, C₃-C₉ cycloalkyl, substituted C₃-C₉ cycloalkyl, polycyclic aliphatics, phenyl, substituted phenyl, naphthyl, substituted naphthyl, heteroaryl and substituted heteroaryl, wherein said heteroaryl and said substituted heteroaryl contain 1-3 heteroatoms, wherein said heteroatom is independently selected from the group consisting of nitrogen, oxygen and sulfur.

[0083] One family of small molecule IgE inhibitors of the preferred embodiments is defined by the following genus (Genus C1):



[0084] wherein L and M are independently selected from the group consisting of H, alkyl, alkoxy, aryl, substituted aryl, hydroxy, halogen, amino, alkylamino, nitro, cyano, CF₃, OCF₃, CONH₂, CONHR and NHCOR₁;

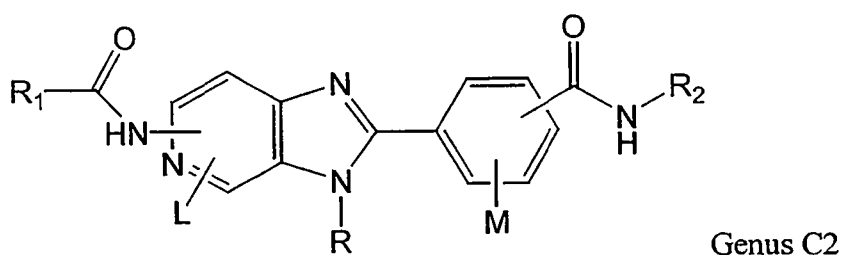
[0085] wherein R is selected from the group consisting of H, C₁-C₅ alkyl, benzyl, p-fluorobenzyl and di-alkylamino alkyl, wherein said C₁-C₅ alkyl is selected from the group consisting of a straight chain, branched or cyclic alkyl;

[0086] wherein R₁ and R₂ are independently selected from the group consisting of H, alkyl, substituted alkyl, C₃-C₉ cycloalkyl, substituted C₃-C₉ cycloalkyl, polycyclic aliphatic groups, substituted polycyclic aliphatic groups, phenyl, substituted phenyl, naphthyl, substituted naphthyl, heteroaryl and substituted heteroaryl, wherein said heteroaryl and said substituted heteroaryl contain 1-3 heteroatoms, wherein said heteroatom is independently selected from the group consisting of nitrogen, oxygen and sulfur;

[0087] wherein said substituted polycyclic aliphatic groups, substituted phenyl, substituted naphthyl and substituted heteroaryl contain 1-3 substituents, wherein said substituent is selected from the group consisting of H, halogens, polyhalogens, alkoxy group, substituted alkoxy, alkyl, substituted alkyl, dialkylaminoalkyl, hydroxyalkyl, carbonyl, OH, OCH₃, COOH, COOR' COR', CN, CF₃, OCF₃, NO₂, NR'R', NHCOR' and CONR'R'; and

[0088] wherein R' is selected from the group consisting of H, alkyl, substituted alkyl, C₃-C₉ cycloalkyl, substituted C₃-C₉ cycloalkyl, polycyclic aliphatics, phenyl, substituted phenyl, naphthyl, substituted naphthyl, heteroaryl and substituted heteroaryl, wherein said heteroaryl and said substituted heteroaryl contain 1-3 heteroatoms, wherein said heteroatom is independently selected from the group consisting of nitrogen, oxygen and sulfur.

[0089] One family of small molecule IgE inhibitors of the preferred embodiments is defined by the following genus (Genus C2):



[0090] wherein L and M are independently selected from the group consisting of H, alkyl, alkoxy, aryl, substituted aryl, hydroxy, halogen, amino, alkylamino, nitro, cyano, CF₃, OCF₃, CONH₂, CONHR and NHCOR₁;

[0091] wherein R is selected from the group consisting of H, C₁-C₅ alkyl, benzyl, p-fluorobenzyl and di-alkylamino alkyl, wherein said C₁-C₅ alkyl is selected from the group consisting of a straight chain, branched or cyclic alkyl;

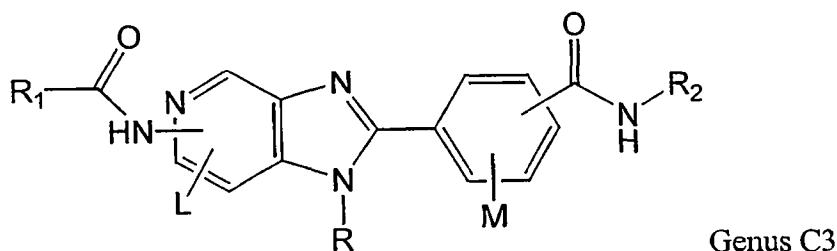
[0092] wherein R₁ and R₂ are independently selected from the group consisting of H, alkyl, substituted alkyl, C₃-C₉ cycloalkyl, substituted C₃-C₉ cycloalkyl, polycyclic aliphatic groups, substituted polycyclic aliphatic groups, phenyl, substituted phenyl, naphthyl, substituted naphthyl, heteroaryl and substituted heteroaryl, wherein said heteroaryl and said substituted heteroaryl contain 1-3 heteroatoms, wherein said heteroatom is independently selected from the group consisting of nitrogen, oxygen and sulfur;

[0093] wherein said substituted polycyclic aliphatic groups, substituted phenyl, substituted naphthyl and substituted heteroaryl contain 1-3 substituents, wherein said substituent is selected from the group consisting of H, halogens, polyhalogens, alkoxy group, substituted alkoxy, alkyl, substituted alkyl, dialkylaminoalkyl, hydroxyalkyl, carbonyl, OH, OCH₃, COOH, COOR' COR', CN, CF₃, OCF₃, NO₂, NR'R', NHCOR' and CONR'R'; and

[0094] wherein R' is selected from the group consisting of H, alkyl, substituted alkyl, C₃-C₉ cycloalkyl, substituted C₃-C₉ cycloalkyl, polycyclic aliphatics, phenyl,

substituted phenyl, naphthyl, substituted naphthyl, heteroaryl and substituted heteroaryl, wherein said heteroaryl and said substituted heteroaryl contain 1-3 heteroatoms, wherein said heteroatom is independently selected from the group consisting of nitrogen, oxygen and sulfur.

[0095] One family of small molecule IgE inhibitors of the preferred embodiments is defined by the following genus (Genus C3):



[0096] wherein L and M are independently selected from the group consisting of H, alkyl, alkoxy, aryl, substituted aryl, hydroxy, halogen, amino, alkylamino, nitro, cyano, CF₃, OCF₃, CONH₂, CONHR and NHCOR₁;

[0097] wherein R is selected from the group consisting of H, C₁-C₅ alkyl, benzyl, p-fluorobenzyl and di-alkylamino alkyl, wherein said C₁-C₅ alkyl is selected from the group consisting of a straight chain, branched or cyclic alkyl;

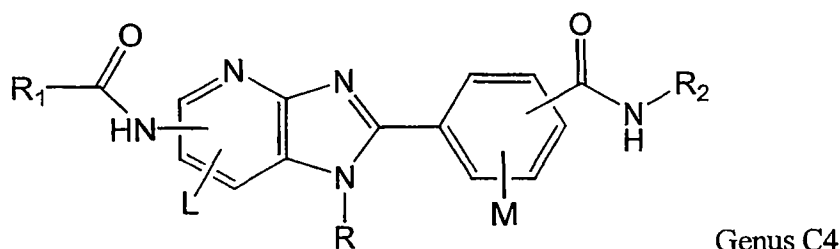
[0098] wherein R₁ and R₂ are independently selected from the group consisting of H, alkyl, substituted alkyl, C₃-C₉ cycloalkyl, substituted C₃-C₉ cycloalkyl, polycyclic aliphatic groups, substituted polycyclic aliphatic groups, phenyl, substituted phenyl, naphthyl, substituted naphthyl, heteroaryl and substituted heteroaryl, wherein said heteroaryl and said substituted heteroaryl contain 1-3 heteroatoms, wherein said heteroatom is independently selected from the group consisting of nitrogen, oxygen and sulfur;

[0099] wherein said substituted polycyclic aliphatic groups, substituted phenyl, substituted naphthyl and substituted heteroaryl contain 1-3 substituents, wherein said substituent is selected from the group consisting of H, halogens, polyhalogens, alkoxy group, substituted alkoxy, alkyl, substituted alkyl, dialkylaminoalkyl, hydroxyalkyl, carbonyl, OH, OCH₃, COOH, COOR', COR', CN, CF₃, OCF₃, NO₂, NR'R', NHCOR' and CONR'R'; and

[0100] wherein R' is selected from the group consisting of H, alkyl, substituted alkyl, C₃-C₉ cycloalkyl, substituted C₃-C₉ cycloalkyl, polycyclic aliphatics, phenyl, substituted phenyl, naphthyl, substituted naphthyl, heteroaryl and substituted heteroaryl, wherein said heteroaryl and said substituted heteroaryl contain 1-3 heteroatoms, wherein

said heteroatom is independently selected from the group consisting of nitrogen, oxygen and sulfur.

[0101] One family of small molecule IgE inhibitors of the preferred embodiments is defined by the following genus (Genus C4):



[0102] wherein L and M are independently selected from the group consisting of H, alkyl, alkoxy, aryl, substituted aryl, hydroxy, halogen, amino, alkylamino, nitro, cyano, CF₃, OCF₃, CONH₂, CONHR and NHCOR₁;

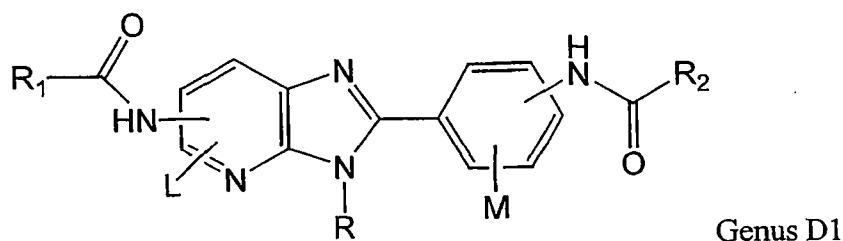
[0103] wherein R is selected from the group consisting of H, C₁-C₅ alkyl, benzyl, p-fluorobenzyl and di-alkylamino alkyl, wherein said C₁-C₅ alkyl is selected from the group consisting of a straight chain, branched or cyclic alkyl;

[0104] wherein R₁ and R₂ are independently selected from the group consisting of H, alkyl, substituted alkyl, C₃-C₉ cycloalkyl, substituted C₃-C₉ cycloalkyl, polycyclic aliphatic groups, substituted polycyclic aliphatic groups, phenyl, substituted phenyl, naphthyl, substituted naphthyl, heteroaryl and substituted heteroaryl, wherein said heteroaryl and said substituted heteroaryl contain 1-3 heteroatoms, wherein said heteroatom is independently selected from the group consisting of nitrogen, oxygen and sulfur;

[0105] wherein said substituted polycyclic aliphatic groups, substituted phenyl, substituted naphthyl and substituted heteroaryl contain 1-3 substituents, wherein said substituent is selected from the group consisting of H, halogens, polyhalogens, alkoxy group, substituted alkoxy, alkyl, substituted alkyl, dialkylaminoalkyl, hydroxyalkyl, carbonyl, OH, OCH₃, COOH, COOR' COR', CN, CF₃, OCF₃, NO₂, NR'R', NHCOR' and CONR'R'; and

[0106] wherein R' is selected from the group consisting of H, alkyl, substituted alkyl, C₃-C₉ cycloalkyl, substituted C₃-C₉ cycloalkyl, polycyclic aliphatics, phenyl, substituted phenyl, naphthyl, substituted naphthyl, heteroaryl and substituted heteroaryl, wherein said heteroaryl and said substituted heteroaryl contain 1-3 heteroatoms, wherein said heteroatom is independently selected from the group consisting of nitrogen, oxygen and sulfur.

[0107] One family of small molecule IgE inhibitors of the preferred embodiments is defined by the following genus (Genus D1):



[0108] wherein L and M are independently selected from the group consisting of H, alkyl, alkoxy, aryl, substituted aryl, hydroxy, halogen, amino, alkylamino, nitro, cyano, CF₃, OCF₃, CONH₂, CONHR and NHCOR₁;

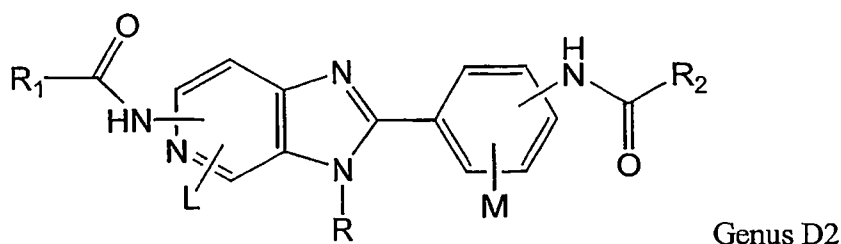
[0109] wherein R is selected from the group consisting of H, C₁-C₅ alkyl, benzyl, p-fluorobenzyl and di-alkylamino alkyl, wherein said C₁-C₅ alkyl is selected from the group consisting of a straight chain, branched or cyclic alkyl;

[0110] wherein R₁ and R₂ are independently selected from the group consisting of H, alkyl, substituted alkyl, C₃-C₉ cycloalkyl, substituted C₃-C₉ cycloalkyl, polycyclic aliphatic groups, substituted polycyclic aliphatic groups, phenyl, substituted phenyl, naphthyl, substituted naphthyl, heteroaryl and substituted heteroaryl, wherein said heteroaryl and said substituted heteroaryl contain 1-3 heteroatoms, wherein said heteroatom is independently selected from the group consisting of nitrogen, oxygen and sulfur;

[0111] wherein said substituted polycyclic aliphatic groups, substituted phenyl, substituted naphthyl and substituted heteroaryl contain 1-3 substituents, wherein said substituent is selected from the group consisting of H, halogens, polyhalogens, alkoxy group, substituted alkoxy, alkyl, substituted alkyl, dialkylaminoalkyl, hydroxyalkyl, carbonyl, OH, OCH₃, COOH, COOR' COR', CN, CF₃, OCF₃, NO₂, NR'R', NHCOR' and CONR'R'; and

[0112] wherein R' is selected from the group consisting of H, alkyl, substituted alkyl, C₃-C₉ cycloalkyl, substituted C₃-C₉ cycloalkyl, polycyclic aliphatics, phenyl, substituted phenyl, naphthyl, substituted naphthyl, heteroaryl and substituted heteroaryl, wherein said heteroaryl and said substituted heteroaryl contain 1-3 heteroatoms, wherein said heteroatom is independently selected from the group consisting of nitrogen, oxygen and sulfur.

[0113] One family of small molecule IgE inhibitors of the preferred embodiments is defined by the following genus (Genus D2):



[0114] wherein L and M are independently selected from the group consisting of H, alkyl, alkoxy, aryl, substituted aryl, hydroxy, halogen, amino, alkylamino, nitro, cyano, CF₃, OCF₃, CONH₂, CONHR and NHCOR₁;

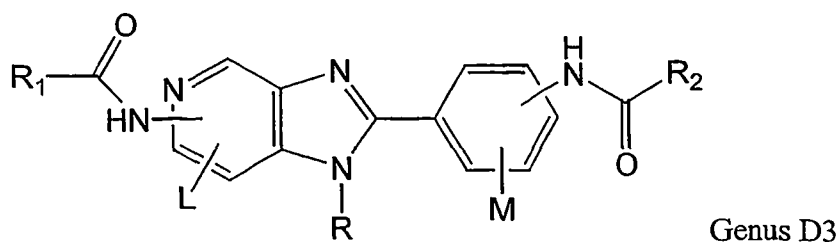
[0115] wherein R is selected from the group consisting of H, C₁-C₅ alkyl, benzyl, p-fluorobenzyl and di-alkylamino alkyl, wherein said C₁-C₅ alkyl is selected from the group consisting of a straight chain, branched or cyclic alkyl;

[0116] wherein R₁ and R₂ are independently selected from the group consisting of H, alkyl, substituted alkyl, C₃-C₉ cycloalkyl, substituted C₃-C₉ cycloalkyl, polycyclic aliphatic groups, substituted polycyclic aliphatic groups, phenyl, substituted phenyl, naphthyl, substituted naphthyl, heteroaryl and substituted heteroaryl, wherein said heteroaryl and said substituted heteroaryl contain 1-3 heteroatoms, wherein said heteroatom is independently selected from the group consisting of nitrogen, oxygen and sulfur;

[0117] wherein said substituted polycyclic aliphatic groups, substituted phenyl, substituted naphthyl and substituted heteroaryl contain 1-3 substituents, wherein said substituent is selected from the group consisting of H, halogens, polyhalogens, alkoxy group, substituted alkoxy, alkyl, substituted alkyl, dialkylaminoalkyl, hydroxyalkyl, carbonyl, OH, OCH₃, COOH, COOR', COR', CN, CF₃, OCF₃, NO₂, NR'R', NHCOR' and CONR'R'; and

[0118] wherein R' is selected from the group consisting of H, alkyl, substituted alkyl, C₃-C₉ cycloalkyl, substituted C₃-C₉ cycloalkyl, polycyclic aliphatics, phenyl, substituted phenyl, naphthyl, substituted naphthyl, heteroaryl and substituted heteroaryl, wherein said heteroaryl and said substituted heteroaryl contain 1-3 heteroatoms, wherein said heteroatom is independently selected from the group consisting of nitrogen, oxygen and sulfur.

[0119] One family of small molecule IgE inhibitors of the preferred embodiments is defined by the following genus (Genus D3):



[0120] wherein L and M are independently selected from the group consisting of H, alkyl, alkoxy, aryl, substituted aryl, hydroxy, halogen, amino, alkylamino, nitro, cyano, CF₃, OCF₃, CONH₂, CONHR and NHCOR₁;

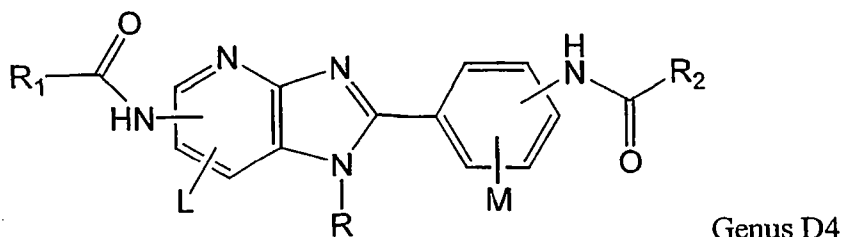
[0121] wherein R is selected from the group consisting of H, C₁-C₅ alkyl, benzyl, p-fluorobenzyl and di-alkylamino alkyl, wherein said C₁-C₅ alkyl is selected from the group consisting of a straight chain, branched or cyclic alkyl;

[0122] wherein R₁ and R₂ are independently selected from the group consisting of H, alkyl, substituted alkyl, C₃-C₉ cycloalkyl, substituted C₃-C₉ cycloalkyl, polycyclic aliphatic groups, substituted polycyclic aliphatic groups, phenyl, substituted phenyl, naphthyl, substituted naphthyl, heteroaryl and substituted heteroaryl, wherein said heteroaryl and said substituted heteroaryl contain 1-3 heteroatoms, wherein said heteroatom is independently selected from the group consisting of nitrogen, oxygen and sulfur;

[0123] wherein said substituted polycyclic aliphatic groups, substituted phenyl, substituted naphthyl and substituted heteroaryl contain 1-3 substituents, wherein said substituent is selected from the group consisting of H, halogens, polyhalogens, alkoxy group, substituted alkoxy, alkyl, substituted alkyl, dialkylaminoalkyl, hydroxyalkyl, carbonyl, OH, OCH₃, COOH, COOR', COR', CN, CF₃, OCF₃, NO₂, NR'R', NHCOR' and CONR'R'; and

[0124] wherein R' is selected from the group consisting of H, alkyl, substituted alkyl, C₃-C₉ cycloalkyl, substituted C₃-C₉ cycloalkyl, polycyclic aliphatics, phenyl, substituted phenyl, naphthyl, substituted naphthyl, heteroaryl and substituted heteroaryl, wherein said heteroaryl and said substituted heteroaryl contain 1-3 heteroatoms, wherein said heteroatom is independently selected from the group consisting of nitrogen, oxygen and sulfur.

[0125] One family of small molecule IgE inhibitors of the preferred embodiments is defined by the following genus (Genus D4):



[0126] wherein L and M are independently selected from the group consisting of H, alkyl, alkoxy, aryl, substituted aryl, hydroxy, halogen, amino, alkylamino, nitro, cyano, CF₃, OCF₃, CONH₂, CONHR and NHCOR₁;

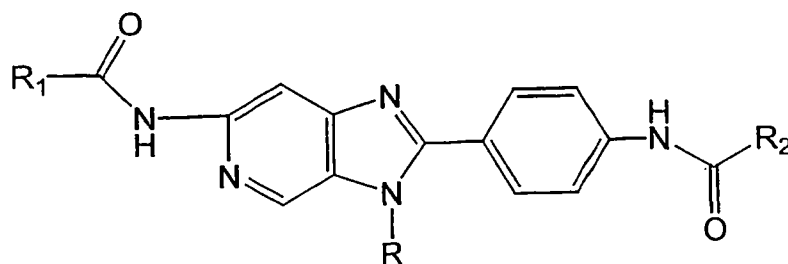
[0127] wherein R is selected from the group consisting of H, C₁-C₅ alkyl, benzyl, p-fluorobenzyl and di-alkylamino alkyl, wherein said C₁-C₅ alkyl is selected from the group consisting of a straight chain, branched or cyclic alkyl;

[0128] wherein R₁ and R₂ are independently selected from the group consisting of H, alkyl, substituted alkyl, C₃-C₉ cycloalkyl, substituted C₃-C₉ cycloalkyl, polycyclic aliphatic groups, substituted polycyclic aliphatic groups, phenyl, substituted phenyl, naphthyl, substituted naphthyl, heteroaryl and substituted heteroaryl, wherein said heteroaryl and said substituted heteroaryl contain 1-3 heteroatoms, wherein said heteroatom is independently selected from the group consisting of nitrogen, oxygen and sulfur;

[0129] wherein said substituted polycyclic aliphatic groups, substituted phenyl, substituted naphthyl and substituted heteroaryl contain 1-3 substituents, wherein said substituent is selected from the group consisting of H, halogens, polyhalogens, alkoxy group, substituted alkoxy, alkyl, substituted alkyl, dialkylaminoalkyl, hydroxyalkyl, carbonyl, OH, OCH₃, COOH, COOR', COR', CN, CF₃, OCF₃, NO₂, NR'R', NHCOR' and CONR'R'; and

[0130] wherein R' is selected from the group consisting of H, alkyl, substituted alkyl, C₃-C₉ cycloalkyl, substituted C₃-C₉ cycloalkyl, polycyclic aliphatics, phenyl, substituted phenyl, naphthyl, substituted naphthyl, heteroaryl and substituted heteroaryl, wherein said heteroaryl and said substituted heteroaryl contain 1-3 heteroatoms, wherein said heteroatom is independently selected from the group consisting of nitrogen, oxygen and sulfur.

[0131] A subgenus of preferred embodiments comprises any one or more of the following compounds, as shown as Subgenus D2a:



Subgenus D2a;

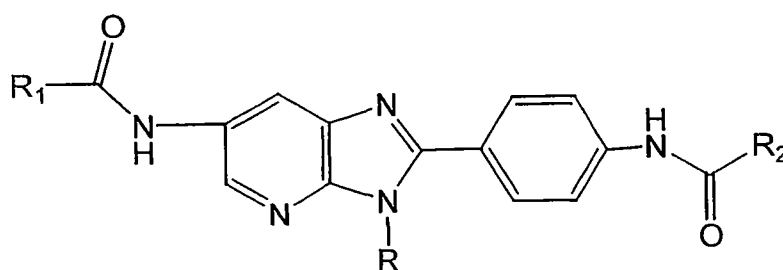
[0132] wherein R is selected from the group consisting of H, C₁-C₅ alkyl, benzyl, p-fluorobenzyl and di-alkylamino alkyl, wherein said C₁-C₅ alkyl is selected from the group consisting of a straight chain, branched or cyclic alkyl;

[0133] wherein R₁ and R₂ are independently selected from the group consisting of H, alkyl, substituted alkyl, C₃-C₉ cycloalkyl, substituted C₃-C₉ cycloalkyl, polycyclic aliphatic groups, substituted polycyclic aliphatic groups, phenyl, substituted phenyl, naphthyl, substituted naphthyl, heteroaryl and substituted heteroaryl, wherein said heteroaryl and said substituted heteroaryl contain 1-3 heteroatoms, wherein said heteroatom is independently selected from the group consisting of nitrogen, oxygen and sulfur;

[0134] wherein said substituted polycyclic aliphatic groups, substituted phenyl, substituted naphthyl and substituted heteroaryl contain 1-3 substituents, wherein said substituent is selected from the group consisting of H, halogens, polyhalogens, alkoxy group, substituted alkoxy, alkyl, substituted alkyl, dialkylaminoalkyl, hydroxyalkyl, carbonyl, OH, OCH₃, COOH, COOR' COR', CN, CF₃, OCF₃, NO₂, NR'R', NHCOR' and CONR'R'; and

[0135] wherein R' is selected from the group consisting of H, alkyl, substituted alkyl, C₃-C₉ cycloalkyl, substituted C₃-C₉ cycloalkyl, polycyclic aliphatics, phenyl, substituted phenyl, naphthyl, substituted naphthyl, heteroaryl and substituted heteroaryl, wherein said heteroaryl and said substituted heteroaryl contain 1-3 heteroatoms, wherein said heteroatom is independently selected from the group consisting of nitrogen, oxygen and sulfur.

[0136] Another subgenus of preferred embodiments comprises any one or more of the following compounds, as shown as Subgenus D1a:



Subgenus D1a;

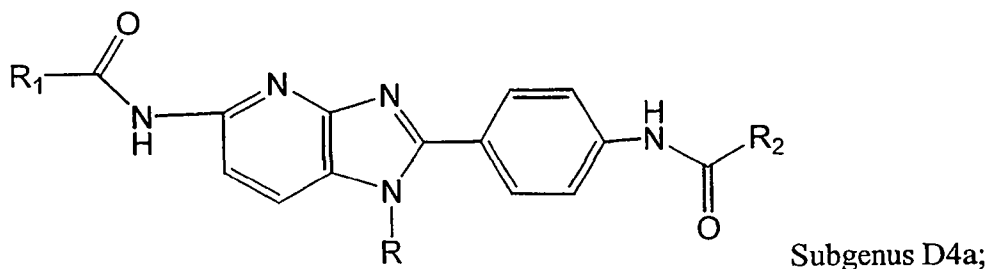
[0137] wherein R is selected from the group consisting of H, C₁-C₅ alkyl, benzyl, p-fluorobenzyl and di-alkylamino alkyl, wherein said C₁-C₅ alkyl is selected from the group consisting of a straight chain, branched or cyclic alkyl;

[0138] wherein R₁ and R₂ are independently selected from the group consisting of H, alkyl, substituted alkyl, C₃-C₉ cycloalkyl, substituted C₃-C₉ cycloalkyl, polycyclic aliphatic groups, substituted polycyclic aliphatic groups, phenyl, substituted phenyl, naphthyl, substituted naphthyl, heteroaryl and substituted heteroaryl, wherein said heteroaryl and said substituted heteroaryl contain 1-3 heteroatoms, wherein said heteroatom is independently selected from the group consisting of nitrogen, oxygen and sulfur;

[0139] wherein said substituted polycyclic aliphatic groups, substituted phenyl, substituted naphthyl and substituted heteroaryl contain 1-3 substituents, wherein said substituent is selected from the group consisting of H, halogens, polyhalogens, alkoxy group, substituted alkoxy, alkyl, substituted alkyl, dialkylaminoalkyl, hydroxyalkyl, carbonyl, OH, OCH₃, COOH, COOR' COR', CN, CF₃, OCF₃, NO₂, NR'R', NHCOR' and CONR'R'; and

[0140] wherein R' is selected from the group consisting of H, alkyl, substituted alkyl, C₃-C₉ cycloalkyl, substituted C₃-C₉ cycloalkyl, polycyclic aliphatics, phenyl, substituted phenyl, naphthyl, substituted naphthyl, heteroaryl and substituted heteroaryl, wherein said heteroaryl and said substituted heteroaryl contain 1-3 heteroatoms, wherein said heteroatom is independently selected from the group consisting of nitrogen, oxygen and sulfur.

[0141] Another subgenus of preferred embodiments comprises any one or more of the following compounds, as shown as Subgenus D4a:



[0142] wherein R is selected from the group consisting of H, C₁-C₅ alkyl, benzyl, p-fluorobenzyl and di-alkylamino alkyl, wherein said C₁-C₅ alkyl is selected from the group consisting of a straight chain, branched or cyclic alkyl;

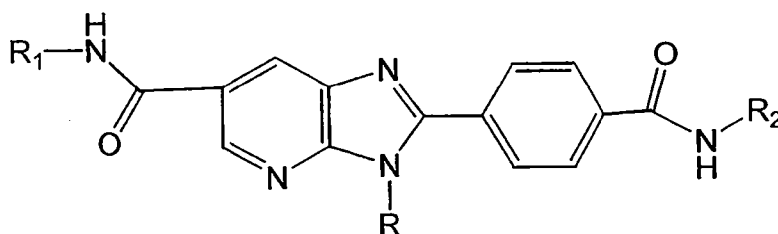
[0143] wherein R₁ and R₂ are independently selected from the group consisting of H, alkyl, substituted alkyl, C₃-C₉ cycloalkyl, substituted C₃-C₉ cycloalkyl, polycyclic aliphatic

groups, substituted polycyclic aliphatic groups, phenyl, substituted phenyl, naphthyl, substituted naphthyl, heteroaryl and substituted heteroaryl, wherein said heteroaryl and said substituted heteroaryl contain 1-3 heteroatoms, wherein said heteroatom is independently selected from the group consisting of nitrogen, oxygen and sulfur;

[0144] wherein said substituted polycyclic aliphatic groups, substituted phenyl, substituted naphthyl and substituted heteroaryl contain 1-3 substituents, wherein said substituent is selected from the group consisting of H, halogens, polyhalogens, alkoxy group, substituted alkoxy, alkyl, substituted alkyl, dialkylaminoalkyl, hydroxyalkyl, carbonyl, OH, OCH₃, COOH, COOR' COR', CN, CF₃, OCF₃, NO₂, NR'R', NHCOR' and CONR'R'; and

[0145] wherein R' is selected from the group consisting of H, alkyl, substituted alkyl, C₃-C₉ cycloalkyl, substituted C₃-C₉ cycloalkyl, polycyclic aliphatics, phenyl, substituted phenyl, naphthyl, substituted naphthyl, heteroaryl and substituted heteroaryl, wherein said heteroaryl and said substituted heteroaryl contain 1-3 heteroatoms, wherein said heteroatom is independently selected from the group consisting of nitrogen, oxygen and sulfur.

[0146] Another subgenus of preferred embodiments comprises any one or more of the following compounds, as shown as Subgenus B1a:



Subgenus B1a;

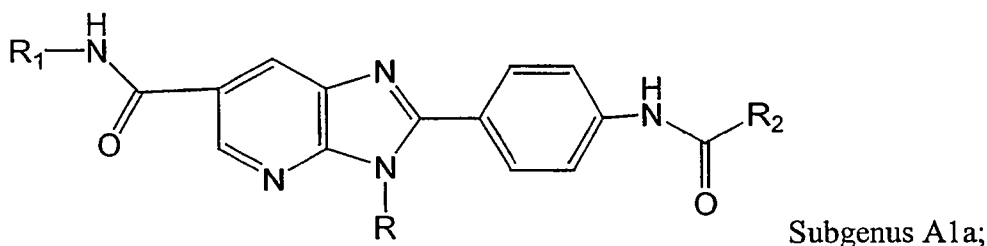
[0147] wherein R is selected from the group consisting of H, C₁-C₅ alkyl, benzyl, p-fluorobenzyl and di-alkylamino alkyl, wherein said C₁-C₅ alkyl is selected from the group consisting of a straight chain, branched or cyclic alkyl;

[0148] wherein R₁ and R₂ are independently selected from the group consisting of H, alkyl, substituted alkyl, C₃-C₉ cycloalkyl, substituted C₃-C₉ cycloalkyl, polycyclic aliphatic groups, substituted polycyclic aliphatic groups, phenyl, substituted phenyl, naphthyl, substituted naphthyl, heteroaryl and substituted heteroaryl, wherein said heteroaryl and said substituted heteroaryl contain 1-3 heteroatoms, wherein said heteroatom is independently selected from the group consisting of nitrogen, oxygen and sulfur;

[0149] wherein said substituted polycyclic aliphatic groups, substituted phenyl, substituted naphthyl and substituted heteroaryl contain 1-3 substituents, wherein said substituent is selected from the group consisting of H, halogens, polyhalogens, alkoxy group, substituted alkoxy, alkyl, substituted alkyl, dialkylaminoalkyl, hydroxyalkyl, carbonyl, OH, OCH₃, COOH, COOR' COR', CN, CF₃, OCF₃, NO₂, NR'R', NHCOR' and CONR'R'; and

[0150] wherein R' is selected from the group consisting of H, alkyl, substituted alkyl, C₃-C₉ cycloalkyl, substituted C₃-C₉ cycloalkyl, polycyclic aliphatics, phenyl, substituted phenyl, naphthyl, substituted naphthyl, heteroaryl and substituted heteroaryl, wherein said heteroaryl and said substituted heteroaryl contain 1-3 heteroatoms, wherein said heteroatom is independently selected from the group consisting of nitrogen, oxygen and sulfur.

[0151] Another subgenus of preferred embodiments comprises any one or more of the following compounds, as shown as Subgenus A1a:



[0152] wherein R is selected from the group consisting of H, C₁-C₅ alkyl, benzyl, p-fluorobenzyl and di-alkylamino alkyl, wherein said C₁-C₅ alkyl is selected from the group consisting of a straight chain, branched or cyclic alkyl;

[0153] wherein R₁ and R₂ are independently selected from the group consisting of H, alkyl, substituted alkyl, C₃-C₉ cycloalkyl, substituted C₃-C₉ cycloalkyl, polycyclic aliphatic groups, substituted polycyclic aliphatic groups, phenyl, substituted phenyl, naphthyl, substituted naphthyl, heteroaryl and substituted heteroaryl, wherein said heteroaryl and said substituted heteroaryl contain 1-3 heteroatoms, wherein said heteroatom is independently selected from the group consisting of nitrogen, oxygen and sulfur;

[0154] wherein said substituted polycyclic aliphatic groups, substituted phenyl, substituted naphthyl and substituted heteroaryl contain 1-3 substituents, wherein said substituent is selected from the group consisting of H, halogens, polyhalogens, alkoxy group, substituted alkoxy, alkyl, substituted alkyl, dialkylaminoalkyl, hydroxyalkyl,

carbonyl, OH, OCH₃, COOH, COOR', COR', CN, CF₃, OCF₃, NO₂, NR'R', NHCOR' and CONR'R'; and

[0155] wherein R' is selected from the group consisting of H, alkyl, substituted alkyl, C₃-C₉ cycloalkyl, substituted C₃-C₉ cycloalkyl, polycyclic aliphatics, phenyl, substituted phenyl, naphthyl, substituted naphthyl, heteroaryl and substituted heteroaryl, wherein said heteroaryl and said substituted heteroaryl contain 1-3 heteroatoms, wherein said heteroatom is independently selected from the group consisting of nitrogen, oxygen and sulfur.

[0156] For each chemical structure disclosed herein, the hydrogen atoms on the heteroatoms have been omitted for clarity purposes. Where open valences on heteroatoms are indicated, it is assumed that these valences are filled by hydrogen atoms.

[0157] A method for treating a disease condition associated with excess IgE and/or abnormal cell proliferation (i.e. cancer) in a mammal is also disclosed. In one aspect, the method comprises the step of administering to the mammal an IgE-suppressing amount or anti-cell proliferation amount of a pharmaceutical formulation comprising at least one aza-benzimidazole compound from the above-disclosed small molecule families.

[0158] In accordance with a variation of the method of treatment, the small molecule IgE-suppressing compound may be administered in conjunction with at least one additional agent, which is active in reducing a symptom associated with an allergic reaction. In one embodiment, the small molecule inhibitor may be mixed with at least one additional active ingredient to form a pharmaceutical composition. Alternatively, the small molecule inhibitor may be co-administered at the same time or according to different treatment regimens with the at least one additional active agent.

[0159] The at least one additional active ingredient may be a short-acting β_2 -adrenergic agonist selected from the group consisting of terbutaline and albuterol; a long-acting β_2 -adrenergic agonist selected from the group consisting of salmeterol and formoterol; an antihistamine selected from the group consisting of loratadine, azelastine and ketotifen; a phosphodiesterase inhibitor, an anticholinergic agent, a corticosteroid, an inflammatory mediator release inhibitor or a leukotriene receptor antagonist.

[0160] In another embodiment, the aza-benzimidazole compound may be administered in conjunction with at least one additional active agent. These active agents include antifungals, antivirals, antibiotics, anti-inflammatories, and anticancer agents. Anticancer agents include, but are not limited to, alkylating agents (lomustine, carmustine,

streptozocin, mechlorethamine, melphalan, uracil nitrogen mustard, chlorambucil cyclophosphamide, iphosphamide, cisplatin, carboplatin mitomycin thiotepe dacarbazine procarbazine, hexamethyl melamine, triethylene melamine, busulfan, pipobroman, and mitotane); antimetabolites (methotrexate, trimetrexate pentostatin, cytarabine, ara-CMP, fludarabine phosphate, hydroxyurea, fluorouracil, floxuridine, chlorodeoxyadenosine, gemcitabine, thioguanine, and 6-mercaptopurine); DNA cutters (bleomycin); topoisomerase I poisons (topotecan irinotecan and camptothecin); topoisomerase II poisons (daunorubicin, doxorubicin, idarubicin, mitoxantrone, teniposide, and etoposide); DNA binders (dactinomycin, and mithramycin); and spindle poisons (vinblastine, vincristine, navelbine, paclitaxel, and docetaxel).

[0161] In another embodiment, the aza-benzimidazole compounds of the preferred embodiments are administered in conjunction with one or more other therapies. These therapies include, but are not limited to radiation, immunotherapy, gene therapy and surgery. These combination therapies may be administered simultaneously or sequentially. For example, radiation may be administered along with the administration of aza-benzimidazole compounds, or may be administered at any time before or after administration of aza-benzimidazole compounds.

[0162] A dose of about 0.01 mg to about 100 mg per kg body weight per day of the small molecule IgE inhibitory compound is preferably administered in divided doses daily.

[0163] A method for treating a disease condition associated with excess IgE or abnormal cell proliferation in a mammal is also disclosed which comprises the step of administering to the mammal an therapeutic amount of a pharmaceutical formulation comprising at least one compound selected from Supragenera A-D.

[0164] The methods provided herein for treating diseases and processes mediated by undesired, uncontrolled or abnormal cell proliferation, such as cancer, involve administering to a mammal a composition of the aza-benzimidazole compounds disclosed herein to inhibit cell proliferation. The method is particularly useful for preventing or treating tumor formation and progression. In the preferred embodiments, the compounds and methods disclosed are especially useful in treating estrogen receptor positive and estrogen receptor negative type breast cancers.

[0165] Other variations within the scope of the present invention may be more fully understood with reference to the following detailed description.

Detailed Description of the Preferred Embodiment

[0166] The preferred embodiments are directed to small molecule inhibitors of IgE which are useful in the treatment of allergy and/or asthma or any diseases where IgE is pathogenic. The inhibitors may affect the synthesis, activity, release, metabolism, degradation, clearance and/or pharmacokinetics of IgE. The particular compounds disclosed herein were identified by their ability to suppress IgE levels in both *ex vivo* and *in vivo* assays. The compounds disclosed in the preferred embodiments are also useful in the treatment of diseases associated with abnormal cellular proliferation, including, but not limited to, tumorigenesis and other proliferative diseases such as cancers, inflammatory disorders and circulatory diseases. Development and optimization of clinical treatment regimens can be monitored by those of skill in the art by reference to the *ex vivo* and *in vivo* assays described below. In addition, several embodiments of the current invention are directed to azabenzimidazole compounds that inhibit cytokines and leukocytes, including but not limited to IL-4, IL-5, eosinophils and lymphocytes.

Ex Vivo Assay

[0167] This system begins with *in vivo* antigen priming and measures secondary antibody responses *in vitro*. The basic protocol was documented and optimized for a range of parameters including: antigen dose for priming and time span following priming, number of cells cultured *in vitro*, antigen concentrations for eliciting secondary IgE (and other Ig's) response *in vitro*, fetal bovine serum (FBS) batch that will permit optimal IgE response *in vitro*, the importance of primed CD4⁺ T cells and hapten-specific B cells, and specificity of the ELISA assay for IgE (Marcelletti and Katz, *Cellular Immunology* 135:471-489 (1991); incorporated herein by reference).

[0168] The actual protocol utilized for this project was adapted for a more high throughput analyses. BALB/cByj mice were immunized i.p. with 10 µg DNP-KLH adsorbed onto 4 mg alum and sacrificed after 15 days. Spleens were excised and homogenized in a tissue grinder, washed twice, and maintained in DMEM supplemented with 10% FBS, 100 U/ml penicillin, 100 µg/ml streptomycin and 0.0005% 2-mercaptoethanol. Spleen cell cultures were established (2-3 million cells/ml, 0.2 ml/well in quadruplicate, 96-well plates) in the presence or absence of DNP-KLH (10 ng/ml). Test compounds (2 µg/ml and 50 ng/ml) were added to the spleen cell cultures containing antigen and incubated at 37°C for 8 days in an atmosphere of 10% CO₂.

[0169] Culture supernatants were collected after 8 days and Ig's were measured by a modification of the specific isotype-selective ELISA assay described by Marcelletti and Katz (*supra*). The assay was modified to facilitate high throughput. ELISA plates were prepared by coating with DNP-KLH or DNP-OVA overnight. After blocking with bovine serum albumin (BSA), an aliquot of each culture supernatant was diluted (1:4 in phosphate buffered saline (PBS) with BSA, sodium azide and Tween 20), added to the ELISA plates, and incubated overnight in a humidified box at 4°C. IgE levels were quantitated following successive incubations with biotinylated-goat antimouse IgE (b-GAME), AP-streptavidin and substrate.

[0170] Antigen-specific IgG1 was measured similarly, except that culture supernatants were diluted 200-fold and biotinylated-goat antimouse IgG1 (b-GAMG1) was substituted for b-GAME. IgG2a was measured in ELISA plates that were coated with DNP-KLH following a 1:20 dilution of culture supernatants and incubation with biotinylated-goat antimouse IgG2a (b-GAMG2a). Quantitation of each isotype was determined by comparison to a standard curve. The level of detectability of all antibody was about 200-400 pg/ml and there was less than 0.001% cross-reactivity with any other Ig isotype in the ELISA for IgE.

In Vivo Assay

[0171] Compounds found to be active in the *ex vivo* assay (above) were further tested for their activity in suppressing IgE responses *in vivo*. Mice receiving low-dose radiation prior to immunization with a carrier exhibited an enhanced IgE response to challenge with antigen 7 days later. Administration of the test compounds immediately prior to and after antigen sensitization, measured the ability of that drug to suppress the IgE response. The levels of antigen specific IgE, IgG1 and IgG2a in serum were compared.

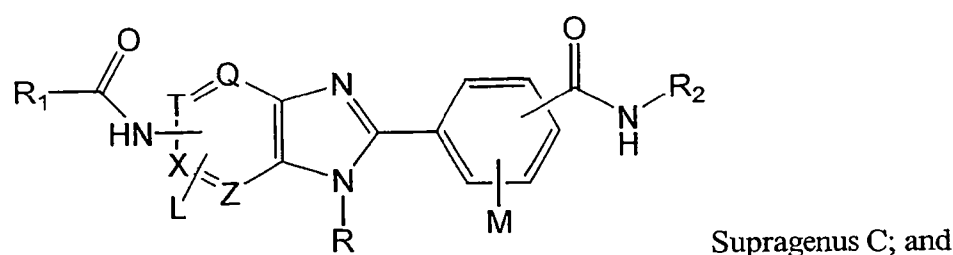
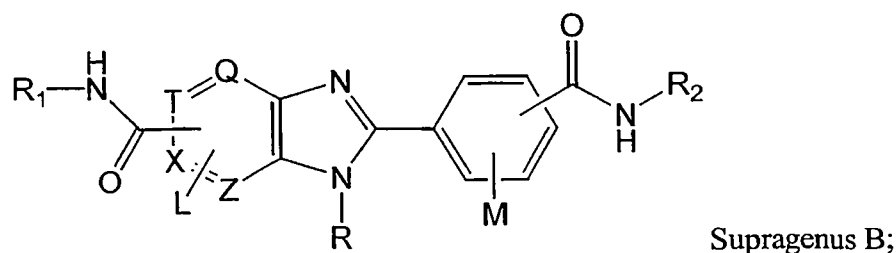
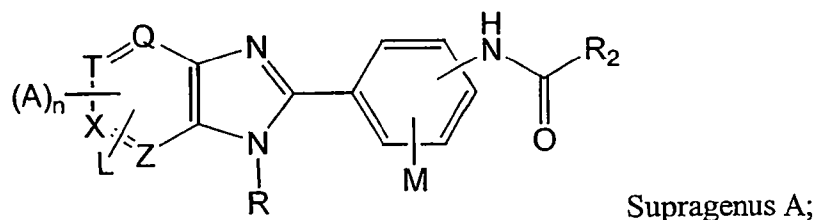
[0172] Female BALB/cByj mice were irradiated with 250 rads 7 hours after initiation of the daily light cycle. Two hours later, the mice were immunized i.p. with 2 µg of KLH in 4 mg alum. Two to seven consecutive days of drug injections were initiated 6 days later on either a once or twice daily basis. Typically, i.p. injections and oral gavages were administered as suspensions (150 µl/injection) in saline with 10% ethanol and 0.25% methylcellulose. Each treatment group was composed of 5-6 mice. On the second day of drug administration, 2 µg of DNP-KLH was administered i.p. in 4 mg alum, immediately following the morning injection of drug. Mice were bled 7-21 days following DNP-KLH challenge.

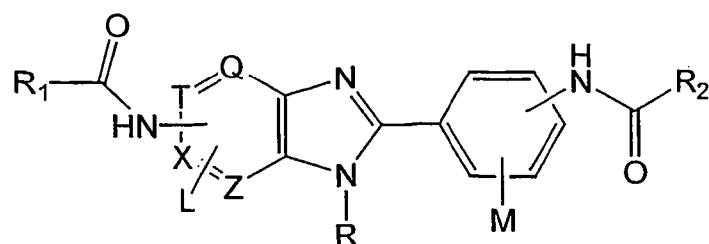
[0173] Antigen-specific IgE, IgG1 and IgG2a antibodies were measured by ELISA. Periorbital bleeds were centrifuged at 14,000 rpm for 10 min, the supernatants were diluted 5-fold in saline, and centrifuged again. Antibody concentrations of each bleed were determined by ELISA of four dilutions (in triplicate) and compared to a standard curve: anti-DNP IgE (1:100 to 1:800), anti-DNP IgG2a (1:100 to 1:800), and anti-DNP IgG1 (1:1600 to 1:12800).

Active Compounds of Preferred Embodiments

[0174] The following series of compounds, identified under subheadings Supragenus A-D and Genus A1-A5, B1-B4, C1-C4, and D1-D4 were found to be potent inhibitors of IgE in both *ex-vivo* and *in vivo* models. These compounds also exhibit anti-proliferative effects, and, as such, may be used as agents to treat hyperproliferation disorders, including cancer.

[0175] Families of small molecule IgE inhibitors are defined by the following supragenera, including Supragenus A (Genus A1-A5), Supragenus B (Genus B1-B4), Supragenus C (Genus C1-C4) and Supragenus D (Genus D1-D4):





Supragenus D;

[0176] wherein Q, T, X, and Z are independently selected from N or C, and wherein one of Q, T, X, and Z is N;

[0177] wherein A is selected from the group consisting of H, halogen, and CONHR₁;

[0178] wherein n is a number from one to four;

[0179] wherein L and M are independently selected from the group consisting of H, alkyl, alkoxy, aryl, substituted aryl, hydroxy, halogen, amino, alkylamino, nitro, cyano, CF₃, OCF₃, CONH₂, CONHR and NHCOR₁;

[0180] wherein R is selected from the group consisting of H, C₁-C₅ alkyl, benzyl, p-fluorobenzyl and di-alkylamino alkyl, wherein said C₁-C₅ alkyl is selected from the group consisting of a straight chain, branched or cyclic alkyl;

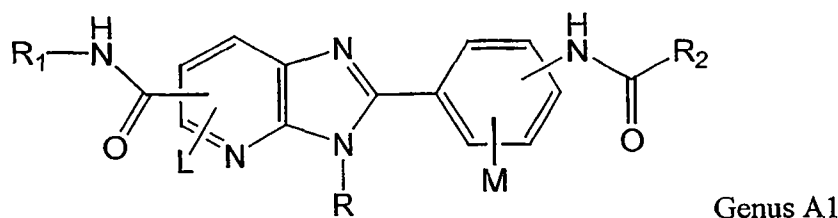
[0181] wherein R₁ and R₂ are independently selected from the group consisting of H, alkyl, substituted alkyl, C₃-C₉ cycloalkyl, substituted C₃-C₉ cycloalkyl, polycyclic aliphatic groups, substituted polycyclic aliphatic groups, phenyl, substituted phenyl, naphthyl, substituted naphthyl, heteroaryl and substituted heteroaryl, wherein said heteroaryl and said substituted heteroaryl contain 1-3 heteroatoms, wherein said heteroatom is independently selected from the group consisting of nitrogen, oxygen and sulfur;

[0182] wherein said substituted polycyclic aliphatic groups, substituted phenyl, substituted naphthyl and substituted heteroaryl contain 1-3 substituents, wherein said substituent is selected from the group consisting of H, halogens, polyhalogens, alkoxy group, substituted alkoxy, alkyl, substituted alkyl, dialkylaminoalkyl, hydroxyalkyl, carbonyl, OH, OCH₃, COOH, COOR' COR', CN, CF₃, OCF₃, NO₂, NR'R', NHCOR' and CONR'R'; and

[0183] wherein R' is selected from the group consisting of H, alkyl, substituted alkyl, C₃-C₉ cycloalkyl, substituted C₃-C₉ cycloalkyl, polycyclic aliphatics, phenyl, substituted phenyl, naphthyl, substituted naphthyl, heteroaryl and substituted heteroaryl, wherein said heteroaryl and said substituted heteroaryl contain 1-3 heteroatoms, wherein said heteroatom is independently selected from the group consisting of nitrogen, oxygen and sulfur.

Compounds of Genus A1

[0184] One family of small molecule IgE inhibitors is defined by the following genus (Genus A1):



[0185] wherein L and M are independently selected from the group consisting of H, alkyl, alkoxy, aryl, substituted aryl, hydroxy, halogen, amino, alkylamino, nitro, cyano, CF₃, OCF₃, CONH₂, CONHR and NHCOR₁;

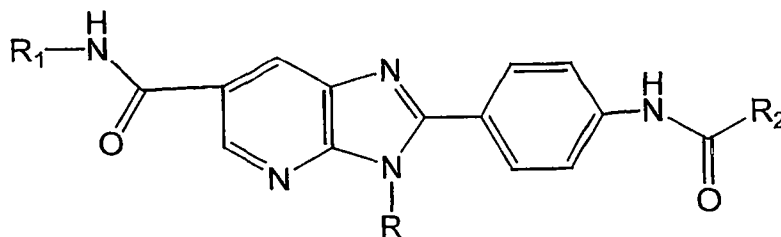
[0186] wherein R is selected from the group consisting of H, C₁-C₅ alkyl, benzyl, p-fluorobenzyl and di-alkylamino alkyl, wherein said C₁-C₅ alkyl is selected from the group consisting of a straight chain, branched or cyclic alkyl;

[0187] wherein R₁ and R₂ are independently selected from the group consisting of H, alkyl, substituted alkyl, C₃-C₉ cycloalkyl, substituted C₃-C₉ cycloalkyl, polycyclic aliphatic groups, substituted polycyclic aliphatic groups, phenyl, substituted phenyl, naphthyl, substituted naphthyl, heteroaryl and substituted heteroaryl, wherein said heteroaryl and said substituted heteroaryl contain 1-3 heteroatoms, wherein said heteroatom is independently selected from the group consisting of nitrogen, oxygen and sulfur;

[0188] wherein said substituted polycyclic aliphatic groups, substituted phenyl, substituted naphthyl and substituted heteroaryl contain 1-3 substituents, wherein said substituent is selected from the group consisting of H, halogens, polyhalogens, alkoxy group, substituted alkoxy, alkyl, substituted alkyl, dialkylaminoalkyl, hydroxyalkyl, carbonyl, OH, OCH₃, COOH, COOR' COR', CN, CF₃, OCF₃, NO₂, NR'R', NHCOR' and CONR'R'; and

[0189] wherein R' is selected from the group consisting of H, alkyl, substituted alkyl, C₃-C₉ cycloalkyl, substituted C₃-C₉ cycloalkyl, polycyclic aliphatics, phenyl, substituted phenyl, naphthyl, substituted naphthyl, heteroaryl and substituted heteroaryl, wherein said heteroaryl and said substituted heteroaryl contain 1-3 heteroatoms, wherein said heteroatom is independently selected from the group consisting of nitrogen, oxygen and sulfur.

[0190] Another subgenus of preferred embodiments comprises any one or more of the following compounds, as shown as Subgenus A1a:



Subgenus A1a;

[0191] wherein R is selected from the group consisting of H, C₁-C₅ alkyl, benzyl, p-fluorobenzyl and di-alkylamino alkyl, wherein said C₁-C₅ alkyl is selected from the group consisting of a straight chain, branched or cyclic alkyl;

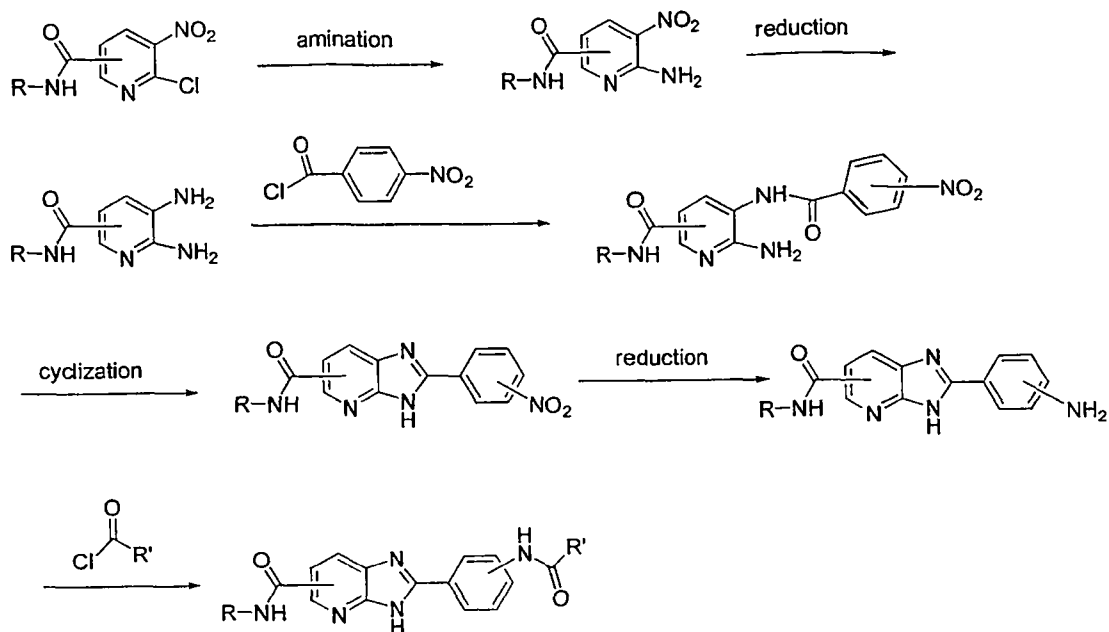
[0192] wherein R₁ and R₂ are independently selected from the group consisting of H, alkyl, substituted alkyl, C₃-C₉ cycloalkyl, substituted C₃-C₉ cycloalkyl, polycyclic aliphatic groups, substituted polycyclic aliphatic groups, phenyl, substituted phenyl, naphthyl, substituted naphthyl, heteroaryl and substituted heteroaryl, wherein said heteroaryl and said substituted heteroaryl contain 1-3 heteroatoms, wherein said heteroatom is independently selected from the group consisting of nitrogen, oxygen and sulfur;

[0193] wherein said substituted polycyclic aliphatic groups, substituted phenyl, substituted naphthyl and substituted heteroaryl contain 1-3 substituents, wherein said substituent is selected from the group consisting of H, halogens, polyhalogens, alkoxy group, substituted alkoxy, alkyl, substituted alkyl, dialkylaminoalkyl, hydroxyalkyl, carbonyl, OH, OCH₃, COOH, COOR' COR', CN, CF₃, OCF₃, NO₂, NR'R', NHCOR' and CONR'R'; and

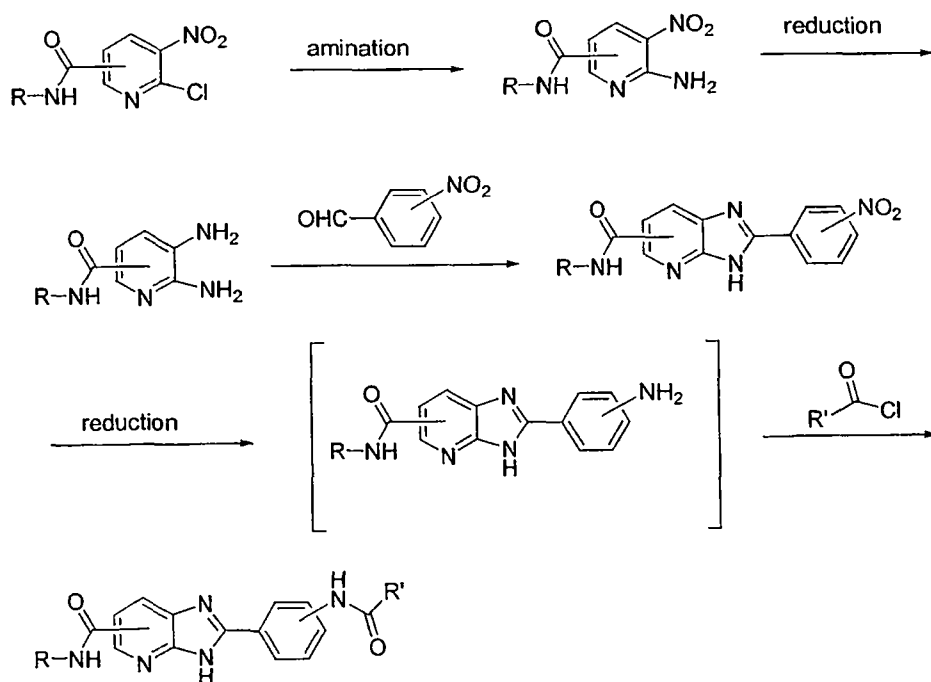
[0194] wherein R' is selected from the group consisting of H, alkyl, substituted alkyl, C₃-C₉ cycloalkyl, substituted C₃-C₉ cycloalkyl, polycyclic aliphatics, phenyl, substituted phenyl, naphthyl, substituted naphthyl, heteroaryl and substituted heteroaryl, wherein said heteroaryl and said substituted heteroaryl contain 1-3 heteroatoms, wherein said heteroatom is independently selected from the group consisting of nitrogen, oxygen and sulfur.

[0195] Compounds of Genus A1 may be synthesized by any conventional reactions known in the art. Examples of syntheses include the following reactions, designated Synthetic Schemes 1 and 2:

Synthetic Scheme 1



Synthetic Scheme 2



Synthesis of the Compounds of Genus A1

[0196] Synthetic Schemes 1 and 2 show methods that can be used to prepare the compounds of Genus A1. One skilled in the art will appreciate that a number of different synthetic reaction schemes may be used to synthesize the compounds of Genus A1.

Further, one skilled in the art will understand that a number of different solvents, coupling agents and reaction conditions can be used in the syntheses reactions to yield comparable results.

[0197] One skilled in the art will appreciate variations in the sequence and further, will recognize variations in the appropriate reaction conditions from the analogous reactions shown or otherwise known which may be appropriately used in the processes above to make the compounds of Synthetic Schemes 1 and 2.

[0198] In the processes described herein for the preparation of the compounds of Synthetic Schemes 1 and 2 of the preferred embodiments, the requirements for protective groups are generally well recognized by one skilled in the art of organic chemistry, and accordingly the use of appropriate protecting groups is necessarily implied by the processes of the schemes herein, although such groups may not be expressly illustrated. Introduction and removal of such suitable protecting groups are well known in the art of organic chemistry; see for example, T.W. Greene, "Protective Groups in Organic Synthesis", Wiley (New York), 1981.

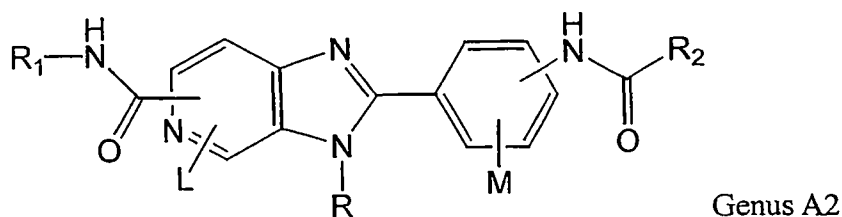
[0199] The products of the reactions described herein are isolated by conventional means such as extraction, distillation, chromatography, and the like.

[0200] Starting materials not described herein are available commercially, are known, or can be prepared by methods known in the art.

[0201] The salts of the compounds of Synthetic Schemes 1 and 2 described above are prepared by reacting the appropriate base or acid with a stoichiometric equivalent of the compounds of Synthetic Schemes 1 and 2.

Compounds of Genus A2

[0202] One family of small molecule IgE inhibitors is defined by the following genus (Genus A2):



[0203] wherein L and M are independently selected from the group consisting of H, alkyl, alkoxy, aryl, substituted aryl, hydroxy, halogen, amino, alkylamino, nitro, cyano, CF₃, OCF₃, CONH₂, CONHR and NHCOR₁;

[0204] wherein R is selected from the group consisting of H, C₁-C₅ alkyl, benzyl, p-fluorobenzyl and di-alkylamino alkyl, wherein said C₁-C₅ alkyl is selected from the group consisting of a straight chain, branched or cyclic alkyl;

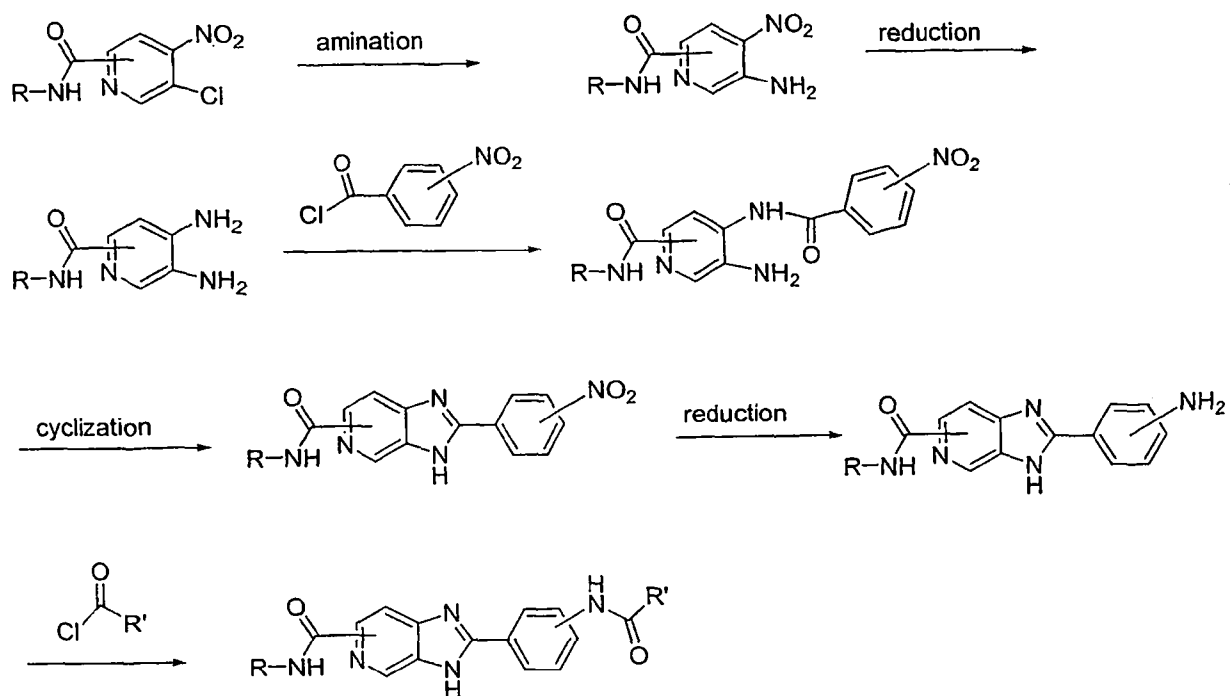
[0205] wherein R₁ and R₂ are independently selected from the group consisting of H, alkyl, substituted alkyl, C₃-C₉ cycloalkyl, substituted C₃-C₉ cycloalkyl, polycyclic aliphatic groups, substituted polycyclic aliphatic groups, phenyl, substituted phenyl, naphthyl, substituted naphthyl, heteroaryl and substituted heteroaryl, wherein said heteroaryl and said substituted heteroaryl contain 1-3 heteroatoms, wherein said heteroatom is independently selected from the group consisting of nitrogen, oxygen and sulfur;

[0206] wherein said substituted polycyclic aliphatic groups, substituted phenyl, substituted naphthyl and substituted heteroaryl contain 1-3 substituents, wherein said substituent is selected from the group consisting of H, halogens, polyhalogens, alkoxy group, substituted alkoxy, alkyl, substituted alkyl, dialkylaminoalkyl, hydroxyalkyl, carbonyl, OH, OCH₃, COOH, COOR', COR', CN, CF₃, OCF₃, NO₂, NR'R', NHCOR' and CONR'R'; and

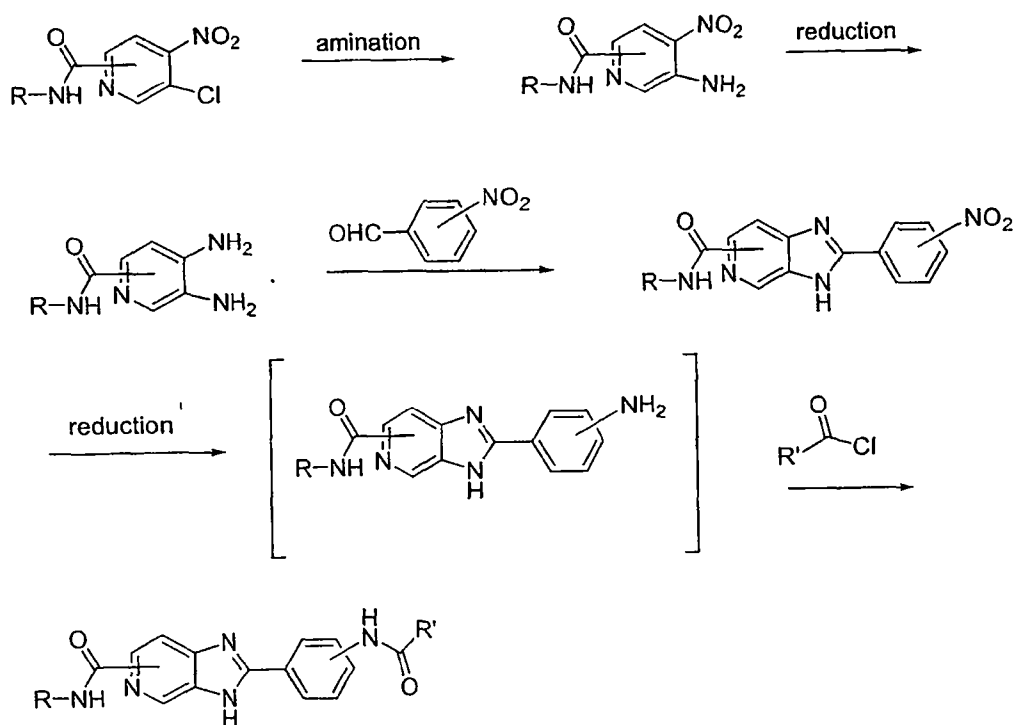
[0207] wherein R' is selected from the group consisting of H, alkyl, substituted alkyl, C₃-C₉ cycloalkyl, substituted C₃-C₉ cycloalkyl, polycyclic aliphatics, phenyl, substituted phenyl, naphthyl, substituted naphthyl, heteroaryl and substituted heteroaryl, wherein said heteroaryl and said substituted heteroaryl contain 1-3 heteroatoms, wherein said heteroatom is independently selected from the group consisting of nitrogen, oxygen and sulfur.

[0208] Compounds of Genus A2 may be synthesized by any conventional reactions known in the art. Examples of syntheses include the following reactions, designated Synthetic Schemes 3 and 4:

Synthetic Scheme 3



Synthetic Scheme 4

*Synthesis of the Compounds of Genus A2*

[0209] Synthetic Schemes 3 and 4 show methods that can be used to prepare the compounds of Genus A2. One skilled in the art will appreciate that a number of different synthetic reaction schemes may be used to synthesize the compounds of Genus A2. Further, one skilled in the art will understand that a number of different solvents, coupling agents and reaction conditions can be used in the syntheses reactions to yield comparable results.

[0210] One skilled in the art will appreciate variations in the sequence and further, will recognize variations in the appropriate reaction conditions from the analogous reactions shown or otherwise known which may be appropriately used in the processes above to make the compounds of Synthetic Schemes 3 and 4.

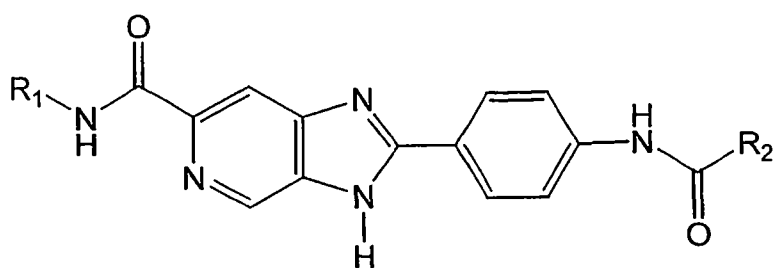
[0211] In the processes described herein for the preparation of the compounds of Synthetic Schemes 3 and 4 of the preferred embodiments, the requirements for protective groups are generally well recognized by one skilled in the art of organic chemistry, and accordingly the use of appropriate protecting groups is necessarily implied by the processes of the schemes herein, although such groups may not be expressly illustrated. Introduction and removal of such suitable protecting groups are well known in the art of organic chemistry; see for example, T.W. Greene, "Protective Groups in Organic Synthesis", Wiley (New York), 1981.

[0212] The products of the reactions described herein are isolated by conventional means such as extraction, distillation, chromatography, and the like.

[0213] Starting materials not described herein are available commercially, are known, or can be prepared by methods known in the art.

[0214] The salts of the compounds of Synthetic Schemes 3 and 4 described above are prepared by reacting the appropriate base or acid with a stoichiometric equivalent of the compounds of Synthetic Schemes 3 and 4.

[0215] Examples of compounds of Genus A2 are shown below in an array. Preferred compounds can be synthesized according to the above methods.

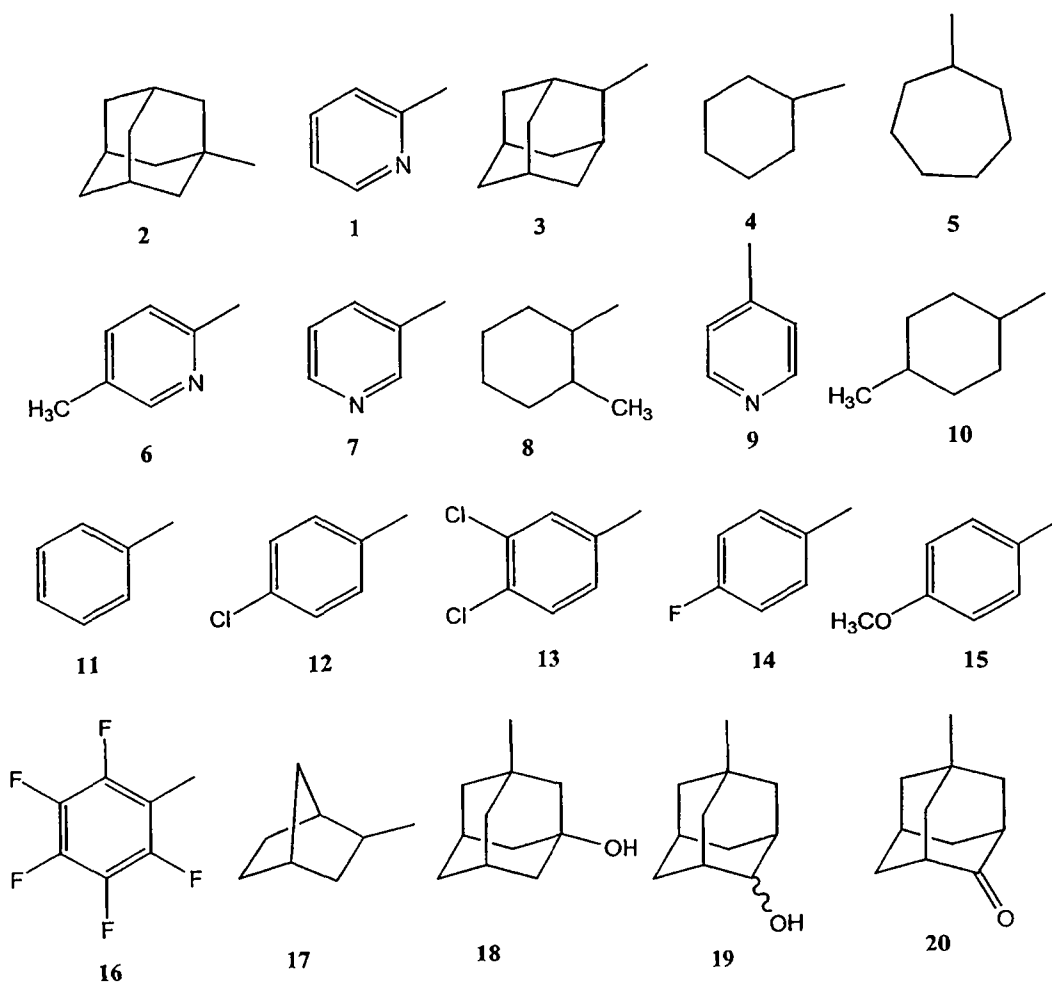


Project II

R1

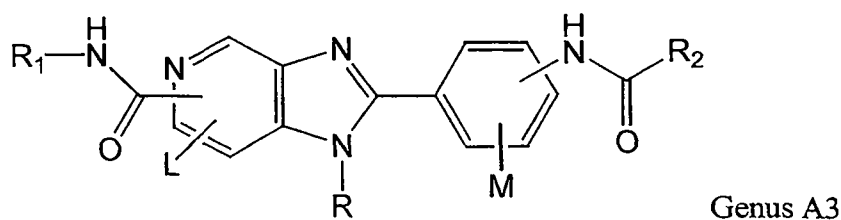
	1	2	3	4	5	6	7	8	9	10	11	12	13	14	15	16	17	18	19	20
	1																			
	2																			
	3																			
	4																			
	5																			
	6																			
	7																			
	8																			
R2	9																			
	10																			
	11																			
	12																			
	13																			
	14																			
	15																			
	16																			
	17																			
	18																			
	19																			
	20																			

A family of compounds can be made with the formula shown in Project II. The substituents R₁ and R₂ can be chosen from Substituents 1-20, as shown below.



Compounds of Genus A3

[0216] One family of small molecule IgE inhibitors is defined by the following genus (Genus A3):



[0217] wherein L and M are independently selected from the group consisting of H, alkyl, alkoxy, aryl, substituted aryl, hydroxy, halogen, amino, alkylamino, nitro, cyano, CF₃, OCF₃, CONH₂, CONHR and NHCOR₁;

[0218] wherein R is selected from the group consisting of H, C₁-C₅ alkyl, benzyl, p-fluorobenzyl and di-alkylamino alkyl, wherein said C₁-C₅ alkyl is selected from the group consisting of a straight chain, branched or cyclic alkyl;

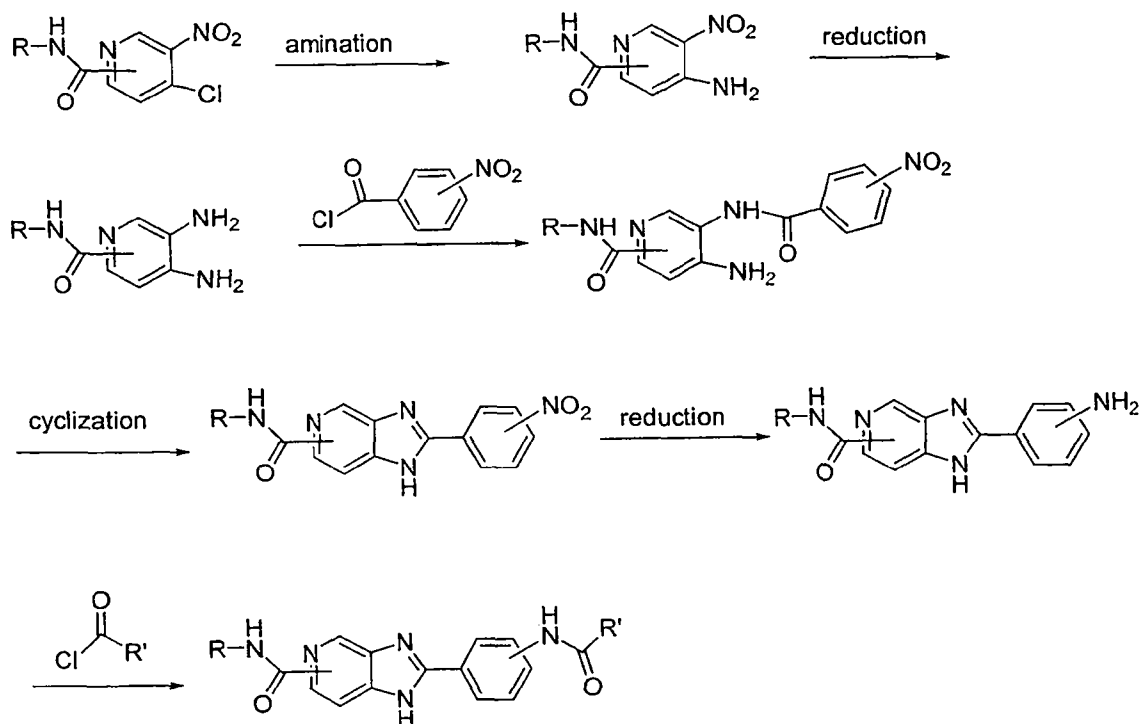
[0219] wherein R₁ and R₂ are independently selected from the group consisting of H, alkyl, substituted alkyl, C₃-C₉ cycloalkyl, substituted C₃-C₉ cycloalkyl, polycyclic aliphatic groups, substituted polycyclic aliphatic groups, phenyl, substituted phenyl, naphthyl, substituted naphthyl, heteroaryl and substituted heteroaryl, wherein said heteroaryl and said substituted heteroaryl contain 1-3 heteroatoms, wherein said heteroatom is independently selected from the group consisting of nitrogen, oxygen and sulfur;

[0220] wherein said substituted polycyclic aliphatic groups, substituted phenyl, substituted naphthyl and substituted heteroaryl contain 1-3 substituents, wherein said substituent is selected from the group consisting of H, halogens, polyhalogens, alkoxy group, substituted alkoxy, alkyl, substituted alkyl, dialkylaminoalkyl, hydroxyalkyl, carbonyl, OH, OCH₃, COOH, COOR', COR', CN, CF₃, OCF₃, NO₂, NR'R', NHCOR' and CONR'R'; and

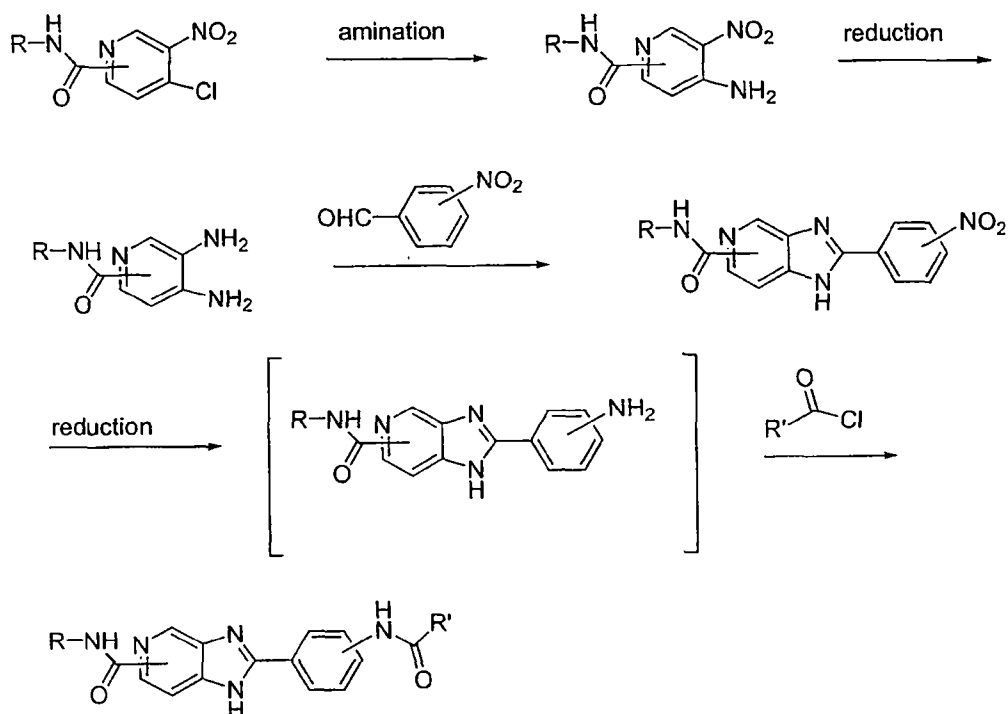
[0221] wherein R' is selected from the group consisting of H, alkyl, substituted alkyl, C₃-C₉ cycloalkyl, substituted C₃-C₉ cycloalkyl, polycyclic aliphatics, phenyl, substituted phenyl, naphthyl, substituted naphthyl, heteroaryl and substituted heteroaryl, wherein said heteroaryl and said substituted heteroaryl contain 1-3 heteroatoms, wherein said heteroatom is independently selected from the group consisting of nitrogen, oxygen and sulfur.

[0222] Compounds of Genus A3 may be synthesized by any conventional reactions known in the art. Examples of syntheses include the following reactions, designated Synthetic Schemes 5 and 6:

Synthetic Scheme 5



Synthetic Scheme 6

*Synthesis of the Compounds of Genus A3*

[0223] Synthetic Schemes 5 and 6 show methods that can be used to prepare the compounds of Genus A3. One skilled in the art will appreciate that a number of different synthetic reaction schemes may be used to synthesize the compounds of Genus A3. Further, one skilled in the art will understand that a number of different solvents, coupling agents and reaction conditions can be used in the syntheses reactions to yield comparable results.

[0224] One skilled in the art will appreciate variations in the sequence and further, will recognize variations in the appropriate reaction conditions from the analogous reactions shown or otherwise known which may be appropriately used in the processes above to make the compounds of Synthetic Schemes 5 and 6.

[0225] In the processes described herein for the preparation of the compounds of Synthetic Schemes 5 and 6 of the preferred embodiments, the requirements for protective groups are generally well recognized by one skilled in the art of organic chemistry, and accordingly the use of appropriate protecting groups is necessarily implied by the processes of the schemes herein, although such groups may not be expressly illustrated. Introduction and removal of such suitable protecting groups are well known in

the art of organic chemistry; see for example, T.W. Greene, "Protective Groups in Organic Synthesis", Wiley (New York), 1981.

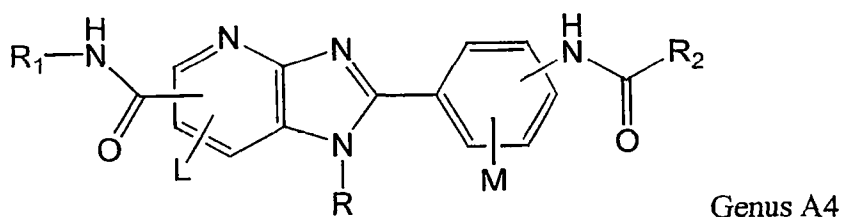
[0226] The products of the reactions described herein are isolated by conventional means such as extraction, distillation, chromatography, and the like.

[0227] Starting materials not described herein are available commercially, are known, or can be prepared by methods known in the art.

[0228] The salts of the compounds of Synthetic Schemes 5 and 6 described above are prepared by reacting the appropriate base or acid with a stoichiometric equivalent of the compounds of Synthetic Schemes 5 and 6.

Compounds of Genus A4

[0229] One family of small molecule IgE inhibitors is defined by the following genus (Genus A4):



[0230] wherein L and M are independently selected from the group consisting of H, alkyl, alkoxy, aryl, substituted aryl, hydroxy, halogen, amino, alkylamino, nitro, cyano, CF₃, OCF₃, CONH₂, CONHR and NHCOR₁;

[0231] wherein R is selected from the group consisting of H, C₁-C₅ alkyl, benzyl, p-fluorobenzyl and di-alkylamino alkyl, wherein said C₁-C₅ alkyl is selected from the group consisting of a straight chain, branched or cyclic alkyl;

[0232] wherein R₁ and R₂ are independently selected from the group consisting of H, alkyl, substituted alkyl, C₃-C₉ cycloalkyl, substituted C₃-C₉ cycloalkyl, polycyclic aliphatic groups, substituted polycyclic aliphatic groups, phenyl, substituted phenyl, naphthyl, substituted naphthyl, heteroaryl and substituted heteroaryl, wherein said heteroaryl and said substituted heteroaryl contain 1-3 heteroatoms, wherein said heteroatom is independently selected from the group consisting of nitrogen, oxygen and sulfur;

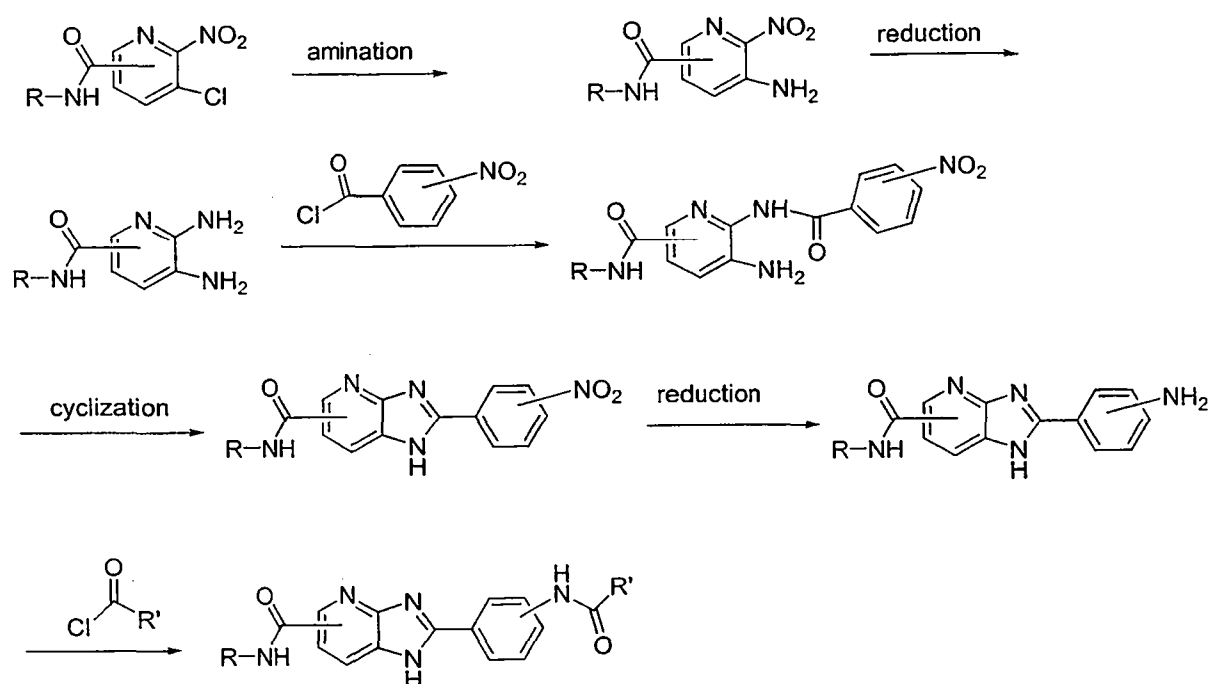
[0233] wherein said substituted polycyclic aliphatic groups, substituted phenyl, substituted naphthyl and substituted heteroaryl contain 1-3 substituents, wherein said substituent is selected from the group consisting of H, halogens, polyhalogens, alkoxy group,

substituted alkoxy, alkyl, substituted alkyl, dialkylaminoalkyl, hydroxyalkyl, carbonyl, OH, OCH₃, COOH, COOR', COR', CN, CF₃, OCF₃, NO₂, NR'R', NHCOR' and CONR'R'; and

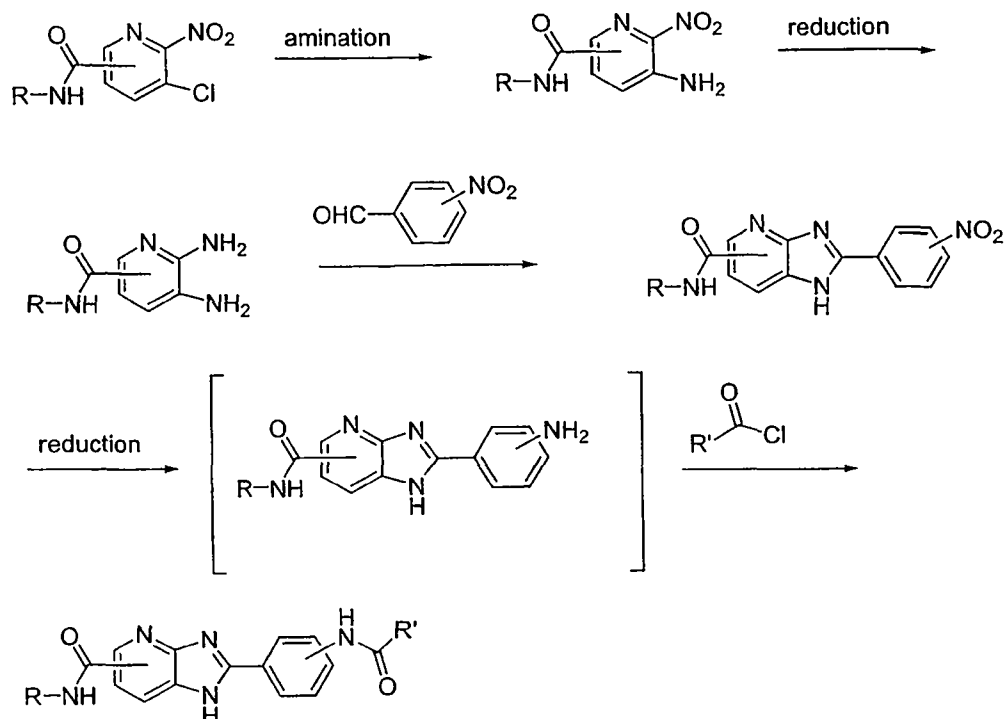
[0234] wherein R' is selected from the group consisting of H, alkyl, substituted alkyl, C₃-C₉ cycloalkyl, substituted C₃-C₉ cycloalkyl, polycyclic aliphatics, phenyl, substituted phenyl, naphthyl, substituted naphthyl, heteroaryl and substituted heteroaryl, wherein said heteroaryl and said substituted heteroaryl contain 1-3 heteroatoms, wherein said heteroatom is independently selected from the group consisting of nitrogen, oxygen and sulfur.

[0235] Compounds of Genus A4 may be synthesized by any conventional reactions known in the art. Examples of syntheses include the following reactions, designated Synthetic Schemes 7 and 8:

Synthetic Scheme 7



Synthetic Scheme 8



Synthesis of the Compounds of Genus A4

[0236] Synthetic Schemes 7 and 8 show methods that can be used to prepare the compounds of Genus A4. One skilled in the art will appreciate that a number of different synthetic reaction schemes may be used to synthesize the compounds of Genus A4. Further, one skilled in the art will understand that a number of different solvents, coupling agents and reaction conditions can be used in the syntheses reactions to yield comparable results.

[0237] One skilled in the art will appreciate variations in the sequence and further, will recognize variations in the appropriate reaction conditions from the analogous reactions shown or otherwise known which may be appropriately used in the processes above to make the compounds of Synthetic Schemes 7 and 8.

[0238] In the processes described herein for the preparation of the compounds of Synthetic Schemes 7 and 8 of the preferred embodiments, the requirements for protective groups are generally well recognized by one skilled in the art of organic chemistry, and accordingly the use of appropriate protecting groups is necessarily implied by the processes of the schemes herein, although such groups may not be expressly illustrated. Introduction and removal of such suitable protecting groups are well known in

the art of organic chemistry; see for example, T.W. Greene, "Protective Groups in Organic Synthesis", Wiley (New York), 1981.

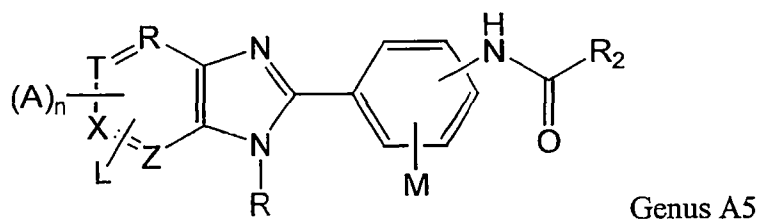
[0239] The products of the reactions described herein are isolated by conventional means such as extraction, distillation, chromatography, and the like.

[0240] Starting materials not described herein are available commercially, are known, or can be prepared by methods known in the art.

[0241] The salts of the compounds of Synthetic Schemes 7 and 8 described above are prepared by reacting the appropriate base or acid with a stoichiometric equivalent of the compounds of Synthetic Schemes 7 and 8.

Compounds of Genus A5

[0242] One family of small molecule IgE inhibitors is defined by the following genus (Genus A5):



[0243] wherein Q, T, X, and Z are independently selected from N or C, and wherein one of Q, T, X, and Z is N;

[0244] wherein A is selected from the group consisting of H and halogen;

[0245] wherein n is a number from one to four;

[0246] wherein L and M are independently selected from the group consisting of H, alkyl, alkoxy, aryl, substituted aryl, hydroxy, halogen, amino, alkylamino, nitro, cyano, CF₃, OCF₃, CONH₂, CONHR and NHCOR₁;

[0247] wherein R is selected from the group consisting of H, C₁-C₅ alkyl, benzyl, p-fluorobenzyl and di-alkylamino alkyl, wherein said C₁-C₅ alkyl is selected from the group consisting of a straight chain, branched or cyclic alkyl;

[0248] wherein R₁ and R₂ are independently selected from the group consisting of H, alkyl, substituted alkyl, C₃-C₉ cycloalkyl, substituted C₃-C₉ cycloalkyl, polycyclic aliphatic groups, substituted polycyclic aliphatic groups, phenyl, substituted phenyl, naphthyl, substituted naphthyl, heteroaryl and substituted heteroaryl, wherein said heteroaryl and said

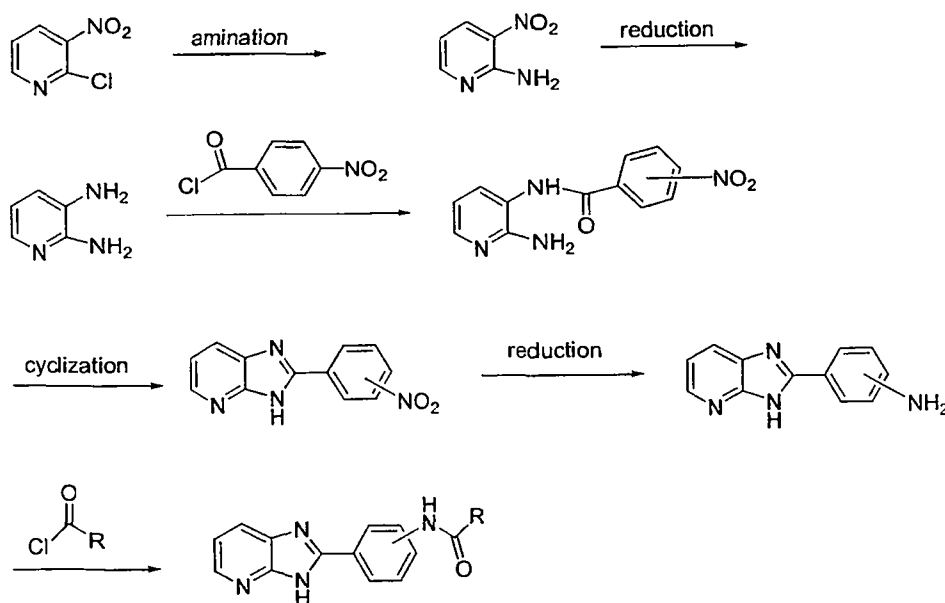
substituted heteroaryl contain 1-3 heteroatoms, wherein said heteroatom is independently selected from the group consisting of nitrogen, oxygen and sulfur;

[0249] wherein said substituted polycyclic aliphatic groups, substituted phenyl, substituted naphthyl and substituted heteroaryl contain 1-3 substituents, wherein said substituent is selected from the group consisting of H, halogens, polyhalogens, alkoxy group, substituted alkoxy, alkyl, substituted alkyl, dialkylaminoalkyl, hydroxyalkyl, carbonyl, OH, OCH₃, COOH, COOR', COR', CN, CF₃, OCF₃, NO₂, NR'R', NHCOR' and CONR'R'; and

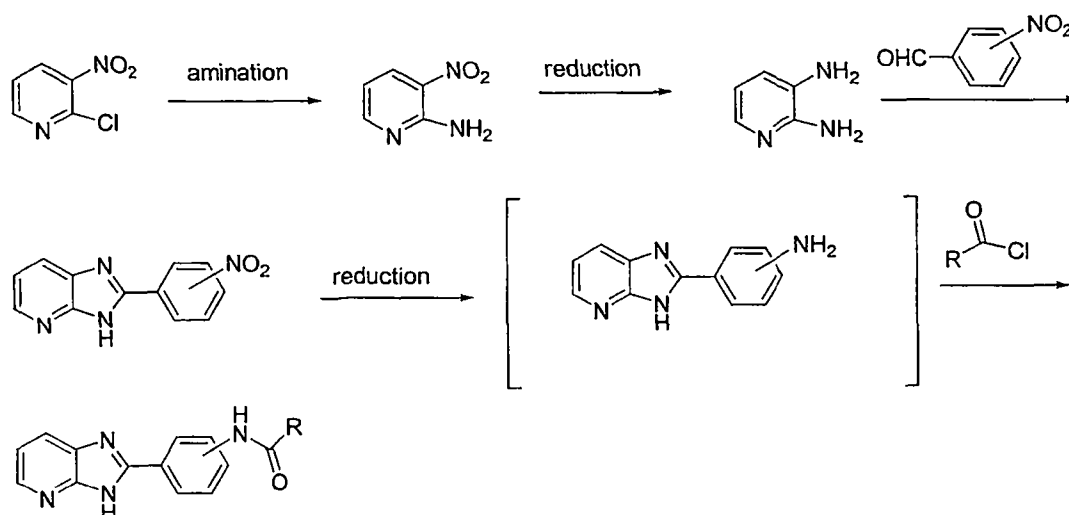
[0250] wherein R' is selected from the group consisting of H, alkyl, substituted alkyl, C₃-C₉ cycloalkyl, substituted C₃-C₉ cycloalkyl, polycyclic aliphatics, phenyl, substituted phenyl, naphthyl, substituted naphthyl, heteroaryl and substituted heteroaryl, wherein said heteroaryl and said substituted heteroaryl contain 1-3 heteroatoms, wherein said heteroatom is independently selected from the group consisting of nitrogen, oxygen and sulfur.

[0251] Compounds of Genus A5 may be synthesized by any conventional reactions known in the art. Examples of syntheses include the following reactions, designated Synthetic Schemes 9 and 10:

Synthetic Scheme 9



Synthetic Scheme 10



Synthesis of the Compounds of Genus A5

[0252] Synthetic Schemes 9 and 10 show methods that can be used to prepare the compounds of Genus A5. One skilled in the art will appreciate that a number of different synthetic reaction schemes may be used to synthesize the compounds of Genus A5. Further, one skilled in the art will understand that a number of different solvents, coupling agents and reaction conditions can be used in the syntheses reactions to yield comparable results.

[0253] One skilled in the art will appreciate variations in the sequence and further, will recognize variations in the appropriate reaction conditions from the analogous reactions shown or otherwise known which may be appropriately used in the processes above to make the compounds of Synthetic Schemes 9 and 10.

[0254] In the processes described herein for the preparation of the compounds of Synthetic Schemes 9 and 10 of the preferred embodiments, the requirements for protective groups are generally well recognized by one skilled in the art of organic chemistry, and accordingly the use of appropriate protecting groups is necessarily implied by the processes of the schemes herein, although such groups may not be expressly illustrated. Introduction and removal of such suitable protecting groups are well known in the art of organic chemistry; see for example, T.W. Greene, "Protective Groups in Organic Synthesis", Wiley (New York), 1981.

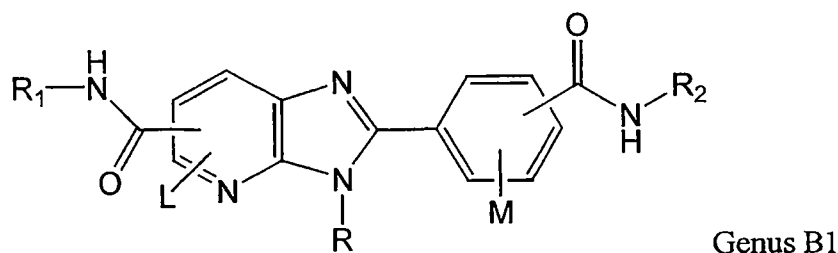
[0255] The products of the reactions described herein are isolated by conventional means such as extraction, distillation, chromatography, and the like.

[0256] Starting materials not described herein are available commercially, are known, or can be prepared by methods known in the art.

[0257] The salts of the compounds of Synthetic Schemes 9 and 10 described above are prepared by reacting the appropriate base or acid with a stoichiometric equivalent of the compounds of Synthetic Schemes 9 and 10.

Compounds of Genus B1

[0258] One family of small molecule IgE inhibitors is defined by the following genus (Genus B1):



[0259] wherein L and M are independently selected from the group consisting of H, alkyl, alkoxy, aryl, substituted aryl, hydroxy, halogen, amino, alkylamino, nitro, cyano, CF₃, OCF₃, CONH₂, CONHR and NHCOR₁;

[0260] wherein R is selected from the group consisting of H, C₁-C₅ alkyl, benzyl, p-fluorobenzyl and di-alkylamino alkyl, wherein said C₁-C₅ alkyl is selected from the group consisting of a straight chain, branched or cyclic alkyl;

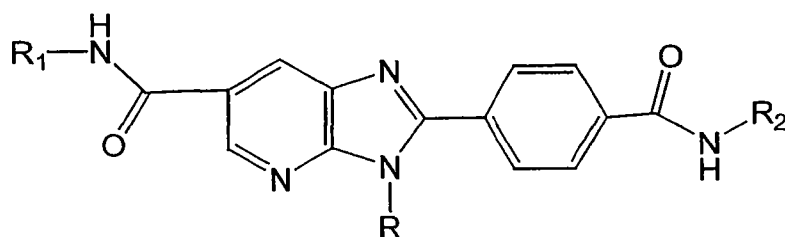
[0261] wherein R₁ and R₂ are independently selected from the group consisting of H, alkyl, substituted alkyl, C₃-C₉ cycloalkyl, substituted C₃-C₉ cycloalkyl, polycyclic aliphatic groups, substituted polycyclic aliphatic groups, phenyl, substituted phenyl, naphthyl, substituted naphthyl, heteroaryl and substituted heteroaryl, wherein said heteroaryl and said substituted heteroaryl contain 1-3 heteroatoms, wherein said heteroatom is independently selected from the group consisting of nitrogen, oxygen and sulfur;

[0262] wherein said substituted polycyclic aliphatic groups, substituted phenyl, substituted naphthyl and substituted heteroaryl contain 1-3 substituents, wherein said substituent is selected from the group consisting of H, halogens, polyhalogens, alkoxy group, substituted alkoxy, alkyl, substituted alkyl, dialkylaminoalkyl, hydroxyalkyl, carbonyl, OH, OCH₃, COOH, COOR' COR', CN, CF₃, OCF₃, NO₂, NR'R', NHCOR' and CONR'R'; and

[0263] wherein R' is selected from the group consisting of H, alkyl, substituted alkyl, C₃-C₉ cycloalkyl, substituted C₃-C₉ cycloalkyl, polycyclic aliphatics, phenyl, substituted phenyl, naphthyl, substituted naphthyl, heteroaryl and substituted heteroaryl,

wherein said heteroaryl and said substituted heteroaryl contain 1-3 heteroatoms, wherein said heteroatom is independently selected from the group consisting of nitrogen, oxygen and sulfur.

[0264] Another subgenus of preferred embodiments comprises any one or more of the following compounds, as shown as Subgenus B1a:



[0265] wherein R is selected from the group consisting of H, C₁-C₅ alkyl, benzyl, p-fluorobenzyl and di-alkylamino alkyl, wherein said C₁-C₅ alkyl is selected from the group consisting of a straight chain, branched or cyclic alkyl;

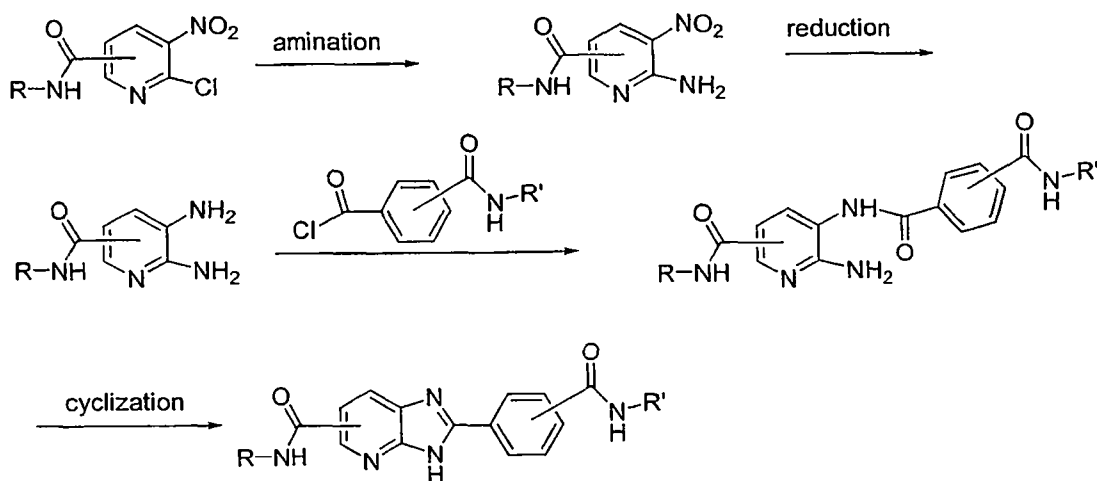
[0266] wherein R₁ and R₂ are independently selected from the group consisting of H, alkyl, substituted alkyl, C₃-C₉ cycloalkyl, substituted C₃-C₉ cycloalkyl, polycyclic aliphatic groups, substituted polycyclic aliphatic groups, phenyl, substituted phenyl, naphthyl, substituted naphthyl, heteroaryl and substituted heteroaryl, wherein said heteroaryl and said substituted heteroaryl contain 1-3 heteroatoms, wherein said heteroatom is independently selected from the group consisting of nitrogen, oxygen and sulfur;

[0267] wherein said substituted polycyclic aliphatic groups, substituted phenyl, substituted naphthyl and substituted heteroaryl contain 1-3 substituents, wherein said substituent is selected from the group consisting of H, halogens, polyhalogens, alkoxy group, substituted alkoxy, alkyl, substituted alkyl, dialkylaminoalkyl, hydroxyalkyl, carbonyl, OH, OCH₃, COOH, COOR', COR', CN, CF₃, OCF₃, NO₂, NR'R', NHCOR' and CONR'R'; and

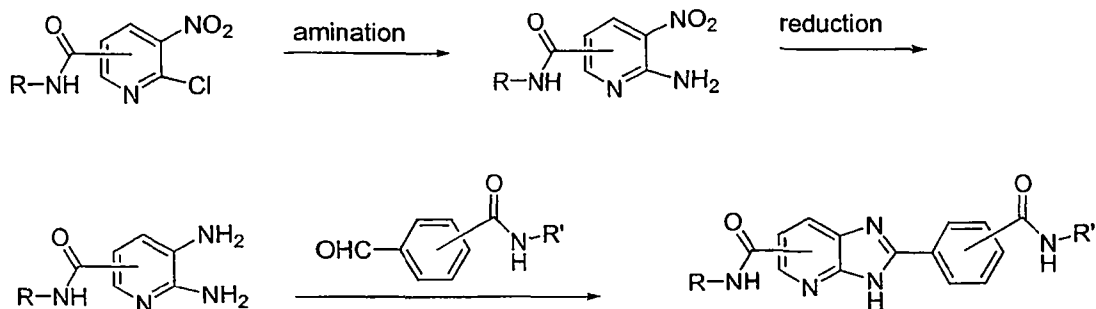
[0268] wherein R' is selected from the group consisting of H, alkyl, substituted alkyl, C₃-C₉ cycloalkyl, substituted C₃-C₉ cycloalkyl, polycyclic aliphatics, phenyl, substituted phenyl, naphthyl, substituted naphthyl, heteroaryl and substituted heteroaryl, wherein said heteroaryl and said substituted heteroaryl contain 1-3 heteroatoms, wherein said heteroatom is independently selected from the group consisting of nitrogen, oxygen and sulfur.

[0269] Compounds of Genus B1 may be synthesized by any conventional reactions known in the art. Examples of syntheses include the following reactions, designated Synthetic Schemes 11 and 12:

Synthetic Scheme 11



Synthetic Scheme 12

*Synthesis of the Compounds of Genus B1*

[0270] Synthetic Schemes 11 and 12 show methods that can be used to prepare the compounds of Genus B1. One skilled in the art will appreciate that a number of different synthetic reaction schemes may be used to synthesize the compounds of Genus B1. Further, one skilled in the art will understand that a number of different solvents, coupling agents and reaction conditions can be used in the syntheses reactions to yield comparable results.

[0271] One skilled in the art will appreciate variations in the sequence and further, will recognize variations in the appropriate reaction conditions from the analogous reactions shown or otherwise known which may be appropriately used in the processes above to make the compounds of Synthetic Schemes 11 and 12.

[0272] In the processes described herein for the preparation of the compounds of Synthetic Schemes 11 and 12 of the preferred embodiments, the requirements for protective groups are generally well recognized by one skilled in the art of organic chemistry, and accordingly the use of appropriate protecting groups is necessarily implied by the processes of the schemes herein, although such groups may not be expressly illustrated. Introduction and removal of such suitable protecting groups are well known in the art of organic chemistry; see for example, T.W. Greene, "Protective Groups in Organic Synthesis", Wiley (New York), 1981.

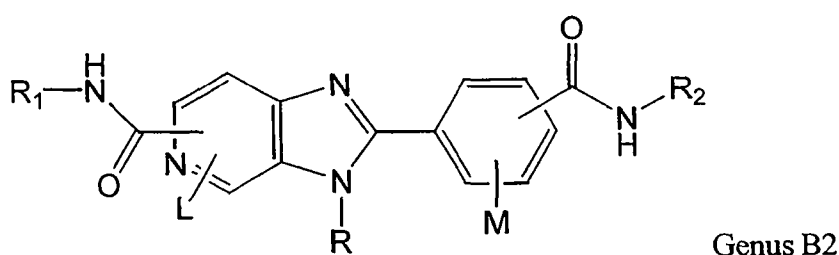
[0273] The products of the reactions described herein are isolated by conventional means such as extraction, distillation, chromatography, and the like.

[0274] Starting materials not described herein are available commercially, are known, or can be prepared by methods known in the art.

[0275] The salts of the compounds of Synthetic Schemes 11 and 12 described above are prepared by reacting the appropriate base or acid with a stoichiometric equivalent of the compounds of Synthetic Schemes 11 and 12.

Compounds of Genus B2

[0276] One family of small molecule IgE inhibitors is defined by the following genus (Genus B2):



[0277] wherein L and M are independently selected from the group consisting of H, alkyl, alkoxy, aryl, substituted aryl, hydroxy, halogen, amino, alkylamino, nitro, cyano, CF₃, OCF₃, CONH₂, CONHR and NHCOR₁;

[0278] wherein R is selected from the group consisting of H, C₁-C₅ alkyl, benzyl, p-fluorobenzyl and di-alkylamino alkyl, wherein said C₁-C₅ alkyl is selected from the group consisting of a straight chain, branched or cyclic alkyl;

[0279] wherein R₁ and R₂ are independently selected from the group consisting of H, alkyl, substituted alkyl, C₃-C₉ cycloalkyl, substituted C₃-C₉ cycloalkyl, polycyclic aliphatic groups, substituted polycyclic aliphatic groups, phenyl, substituted phenyl, naphthyl, substituted naphthyl, heteroaryl and substituted heteroaryl, wherein said heteroaryl and said substituted heteroaryl contain 1-3 heteroatoms, wherein said heteroatom is independently selected from the group consisting of nitrogen, oxygen and sulfur;

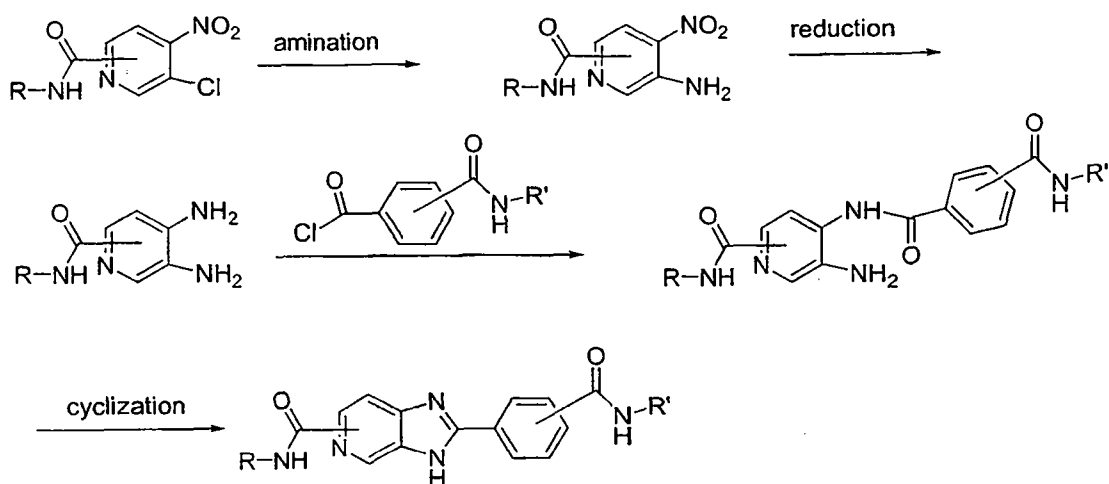
[0280] wherein said substituted polycyclic aliphatic groups, substituted phenyl, substituted naphthyl and substituted heteroaryl contain 1-3 substituents, wherein said substituent is selected from the group consisting of H, halogens, polyhalogens, alkoxy group, substituted alkoxy, alkyl, substituted alkyl, dialkylaminoalkyl, hydroxyalkyl, carbonyl, OH, OCH₃, COOH, COOR', COR', CN, CF₃, OCF₃, NO₂, NR'R', NHCOR' and CONR'R'; and

[0281] wherein R' is selected from the group consisting of H, alkyl, substituted alkyl, C₃-C₉ cycloalkyl, substituted C₃-C₉ cycloalkyl, polycyclic aliphatics, phenyl, substituted phenyl, naphthyl, substituted naphthyl, heteroaryl and substituted heteroaryl,

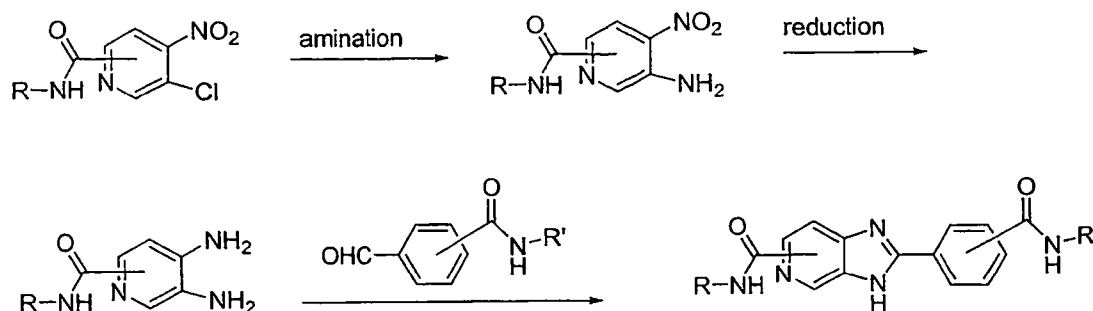
wherein said heteroaryl and said substituted heteroaryl contain 1-3 heteroatoms, wherein said heteroatom is independently selected from the group consisting of nitrogen, oxygen and sulfur.

[0282] Compounds of Genus B2 may be synthesized by any conventional reactions known in the art. Examples of syntheses include the following reactions, designated Synthetic Schemes 13 and 14:

Synthetic Scheme 13



Synthetic Scheme 14

*Synthesis of the Compounds of Genus B2*

[0283] Synthetic Schemes 13 and 14 show methods that can be used to prepare the compounds of Genus B2. One skilled in the art will appreciate that a number of different synthetic reaction schemes may be used to synthesize the compounds of Genus B2. Further, one skilled in the art will understand that a number of different solvents, coupling agents and reaction conditions can be used in the syntheses reactions to yield comparable results.

[0284] One skilled in the art will appreciate variations in the sequence and further, will recognize variations in the appropriate reaction conditions from the analogous reactions shown or otherwise known which may be appropriately used in the processes above to make the compounds of Synthetic Schemes 13 and 14.

[0285] In the processes described herein for the preparation of the compounds of Synthetic Schemes 13 and 14 of the preferred embodiments, the requirements for protective groups are generally well recognized by one skilled in the art of organic chemistry, and accordingly the use of appropriate protecting groups is necessarily implied by the processes of the schemes herein, although such groups may not be expressly illustrated. Introduction and removal of such suitable protecting groups are well known in the art of organic chemistry; see for example, T.W. Greene, "Protective Groups in Organic Synthesis", Wiley (New York), 1981.

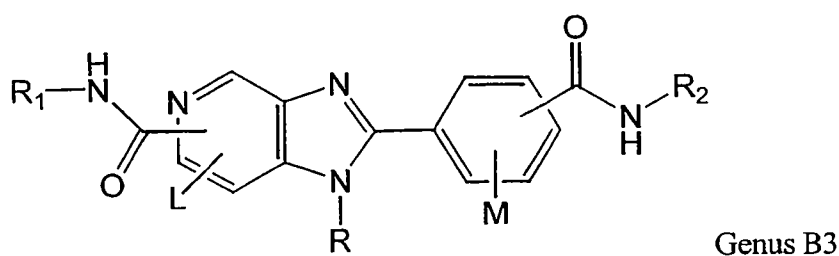
[0286] The products of the reactions described herein are isolated by conventional means such as extraction, distillation, chromatography, and the like.

[0287] Starting materials not described herein are available commercially, are known, or can be prepared by methods known in the art.

[0288] The salts of the compounds of Synthetic Schemes 13 and 14 described above are prepared by reacting the appropriate base or acid with a stoichiometric equivalent of the compounds of Synthetic Schemes 13 and 14.

Compounds of Genus B3

[0289] One family of small molecule IgE inhibitors is defined by the following genus (Genus B3):



[0290] wherein L and M are independently selected from the group consisting of H, alkyl, alkoxy, aryl, substituted aryl, hydroxy, halogen, amino, alkylamino, nitro, cyano, CF₃, OCF₃, CONH₂, CONHR and NHCOR₁;

[0291] wherein R is selected from the group consisting of H, C₁-C₅ alkyl, benzyl, p-fluorobenzyl and di-alkylamino alkyl, wherein said C₁-C₅ alkyl is selected from the group consisting of a straight chain, branched or cyclic alkyl;

[0292] wherein R₁ and R₂ are independently selected from the group consisting of H, alkyl, substituted alkyl, C₃-C₉ cycloalkyl, substituted C₃-C₉ cycloalkyl, polycyclic aliphatic groups, substituted polycyclic aliphatic groups, phenyl, substituted phenyl, naphthyl, substituted naphthyl, heteroaryl and substituted heteroaryl, wherein said heteroaryl and said substituted heteroaryl contain 1-3 heteroatoms, wherein said heteroatom is independently selected from the group consisting of nitrogen, oxygen and sulfur;

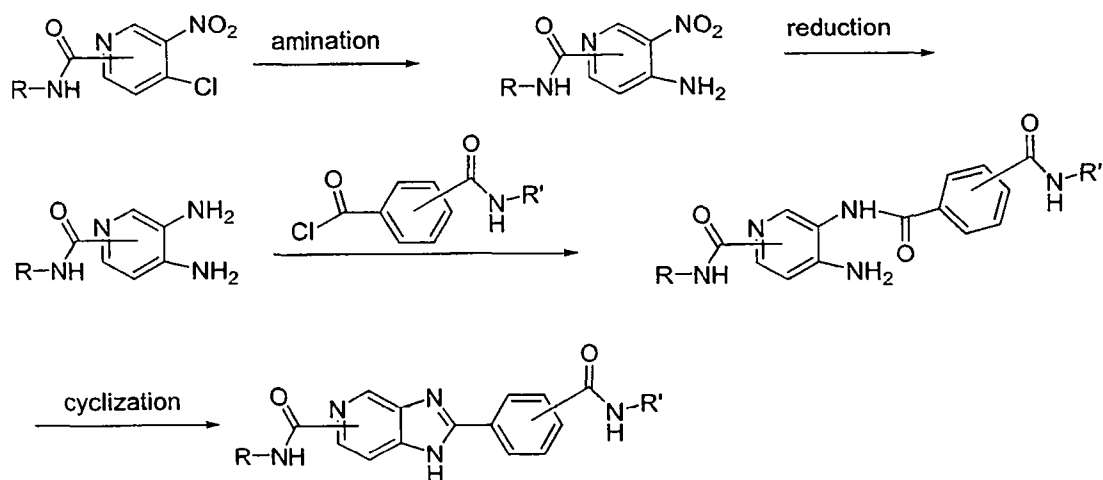
[0293] wherein said substituted polycyclic aliphatic groups, substituted phenyl, substituted naphthyl and substituted heteroaryl contain 1-3 substituents, wherein said substituent is selected from the group consisting of H, halogens, polyhalogens, alkoxy group, substituted alkoxy, alkyl, substituted alkyl, dialkylaminoalkyl, hydroxyalkyl, carbonyl, OH, OCH₃, COOH, COOR' COR', CN, CF₃, OCF₃, NO₂, NR'R', NHCOR' and CONR'R'; and

[0294] wherein R' is selected from the group consisting of H, alkyl, substituted alkyl, C₃-C₉ cycloalkyl, substituted C₃-C₉ cycloalkyl, polycyclic aliphatics, phenyl, substituted phenyl, naphthyl, substituted naphthyl, heteroaryl and substituted heteroaryl,

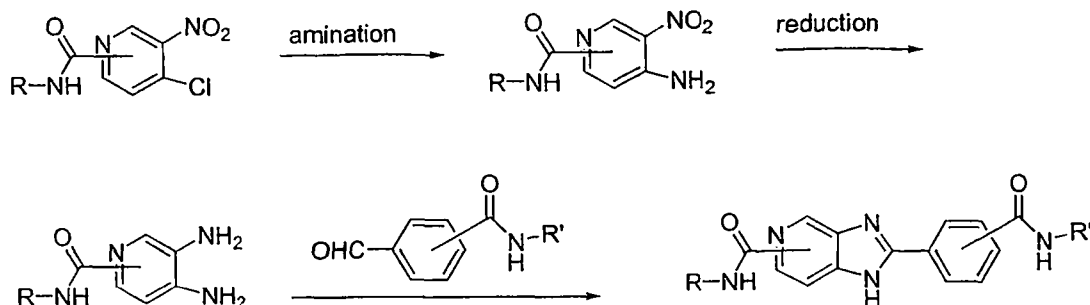
wherein said heteroaryl and said substituted heteroaryl contain 1-3 heteroatoms, wherein said heteroatom is independently selected from the group consisting of nitrogen, oxygen and sulfur.

[0295] Compounds of Genus B3 may be synthesized by any conventional reactions known in the art. Examples of syntheses include the following reactions, designated Synthetic Schemes 15 and 16:

Synthetic Scheme 15



Synthetic Scheme 16

*Synthesis of the Compounds of Genus B3*

[0296] Synthetic Schemes 15 and 16 show methods that can be used to prepare the compounds of Genus B3. One skilled in the art will appreciate that a number of different synthetic reaction schemes may be used to synthesize the compounds of Genus B3. Further, one skilled in the art will understand that a number of different solvents, coupling agents and reaction conditions can be used in the syntheses reactions to yield comparable results.

[0297] One skilled in the art will appreciate variations in the sequence and further, will recognize variations in the appropriate reaction conditions from the analogous reactions shown or otherwise known which may be appropriately used in the processes above to make the compounds of Synthetic Schemes 15 and 16.

[0298] In the processes described herein for the preparation of the compounds of Synthetic Schemes 15 and 16 of the preferred embodiments, the requirements for protective groups are generally well recognized by one skilled in the art of organic chemistry, and accordingly the use of appropriate protecting groups is necessarily implied by the processes of the schemes herein, although such groups may not be expressly illustrated. Introduction and removal of such suitable protecting groups are well known in the art of organic chemistry; see for example, T.W. Greene, "Protective Groups in Organic Synthesis", Wiley (New York), 1981.

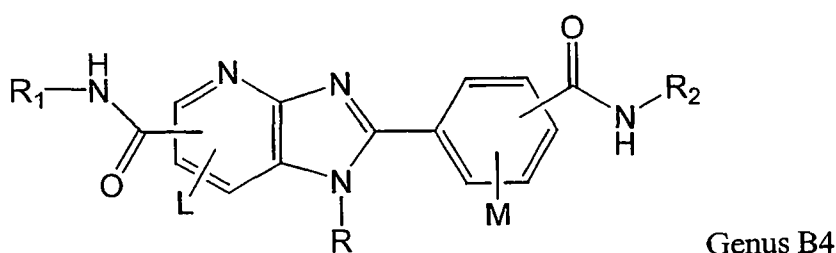
[0299] The products of the reactions described herein are isolated by conventional means such as extraction, distillation, chromatography, and the like.

[0300] Starting materials not described herein are available commercially, are known, or can be prepared by methods known in the art.

[0301] The salts of the compounds of Synthetic Schemes 15 and 16 described above are prepared by reacting the appropriate base or acid with a stoichiometric equivalent of the compounds of Synthetic Schemes 15 and 16.

Compounds of Genus B4

[0302] One family of small molecule IgE inhibitors is defined by the following genus (Genus B4):



[0303] wherein L and M are independently selected from the group consisting of H, alkyl, alkoxy, aryl, substituted aryl, hydroxy, halogen, amino, alkylamino, nitro, cyano, CF₃, OCF₃, CONH₂, CONHR and NHCOR₁;

[0304] wherein R is selected from the group consisting of H, C₁-C₅ alkyl, benzyl, p-fluorobenzyl and di-alkylamino alkyl, wherein said C₁-C₅ alkyl is selected from the group consisting of a straight chain, branched or cyclic alkyl;

[0305] wherein R₁ and R₂ are independently selected from the group consisting of H, alkyl, substituted alkyl, C₃-C₉ cycloalkyl, substituted C₃-C₉ cycloalkyl, polycyclic aliphatic groups, substituted polycyclic aliphatic groups, phenyl, substituted phenyl, naphthyl, substituted naphthyl, heteroaryl and substituted heteroaryl, wherein said heteroaryl and said substituted heteroaryl contain 1-3 heteroatoms, wherein said heteroatom is independently selected from the group consisting of nitrogen, oxygen and sulfur;

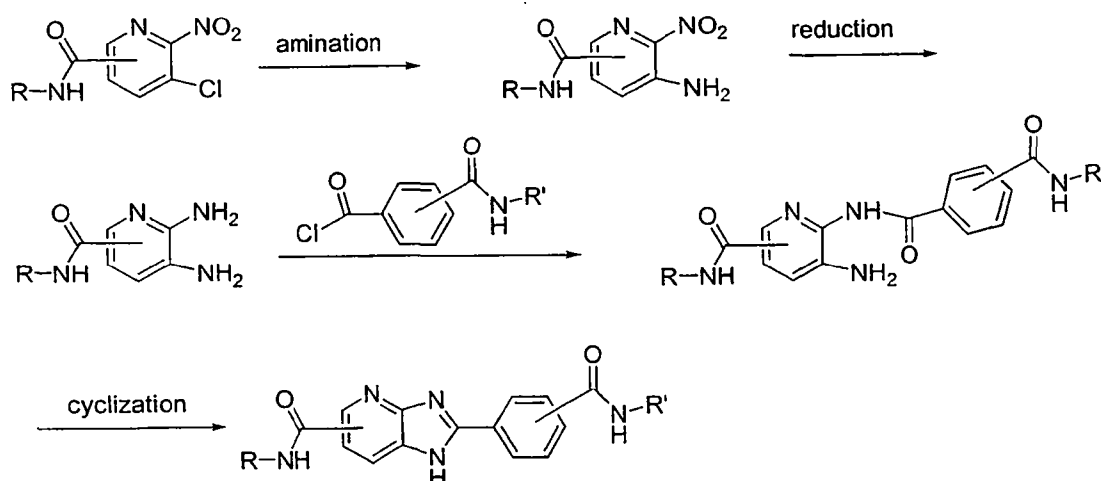
[0306] wherein said substituted polycyclic aliphatic groups, substituted phenyl, substituted naphthyl and substituted heteroaryl contain 1-3 substituents, wherein said substituent is selected from the group consisting of H, halogens, polyhalogens, alkoxy group, substituted alkoxy, alkyl, substituted alkyl, dialkylaminoalkyl, hydroxyalkyl, carbonyl, OH, OCH₃, COOH, COOR', COR', CN, CF₃, OCF₃, NO₂, NR'R', NHCOR' and CONR'R'; and

[0307] wherein R' is selected from the group consisting of H, alkyl, substituted alkyl, C₃-C₉ cycloalkyl, substituted C₃-C₉ cycloalkyl, polycyclic aliphatics, phenyl, substituted phenyl, naphthyl, substituted naphthyl, heteroaryl and substituted heteroaryl,

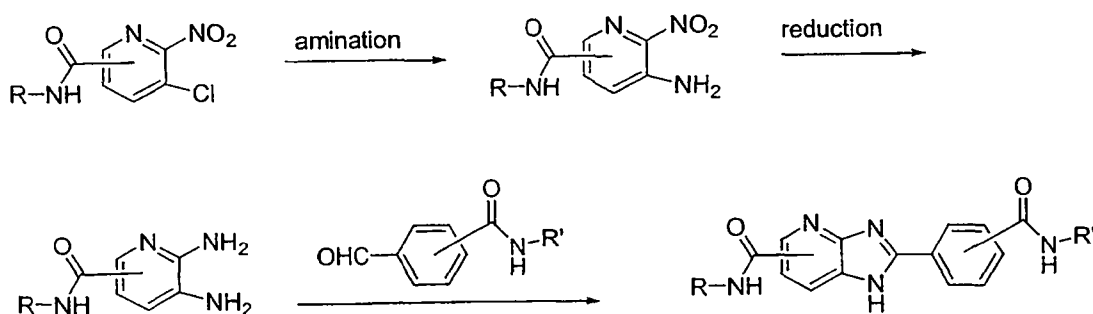
wherein said heteroaryl and said substituted heteroaryl contain 1-3 heteroatoms, wherein said heteroatom is independently selected from the group consisting of nitrogen, oxygen and sulfur.

[0308] Compounds of Genus B4 may be synthesized by any conventional reactions known in the art. Examples of syntheses include the following reactions, designated Synthetic Schemes 17 and 18:

Synthetic Scheme 17



Synthetic Scheme 18



Synthesis of the Compounds of Genus B4

[0309] Synthetic Schemes 17 and 18 show methods that can be used to prepare the compounds of Genus B4. One skilled in the art will appreciate that a number of different synthetic reaction schemes may be used to synthesize the compounds of Genus B4. Further, one skilled in the art will understand that a number of different solvents,

coupling agents and reaction conditions can be used in the syntheses reactions to yield comparable results.

[0310] One skilled in the art will appreciate variations in the sequence and further, will recognize variations in the appropriate reaction conditions from the analogous reactions shown or otherwise known which may be appropriately used in the processes above to make the compounds of Synthetic Schemes 17 and 18.

[0311] In the processes described herein for the preparation of the compounds of Synthetic Schemes 17 and 18 of the preferred embodiments, the requirements for protective groups are generally well recognized by one skilled in the art of organic chemistry, and accordingly the use of appropriate protecting groups is necessarily implied by the processes of the schemes herein, although such groups may not be expressly illustrated. Introduction and removal of such suitable protecting groups are well known in the art of organic chemistry; see for example, T.W. Greene, "Protective Groups in Organic Synthesis", Wiley (New York), 1981.

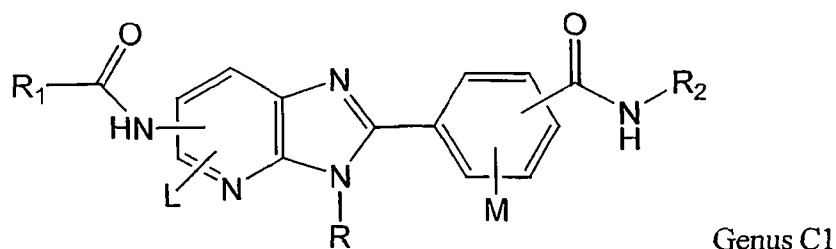
[0312] The products of the reactions described herein are isolated by conventional means such as extraction, distillation, chromatography, and the like.

[0313] Starting materials not described herein are available commercially, are known, or can be prepared by methods known in the art.

[0314] The salts of the compounds of Synthetic Schemes 17 and 18 described above are prepared by reacting the appropriate base or acid with a stoichiometric equivalent of the compounds of Synthetic Schemes 17 and 18.

Compounds of Genus C1

[0315] One family of small molecule IgE inhibitors is defined by the following genus (Genus C1):



[0316] wherein L and M are independently selected from the group consisting of H, alkyl, alkoxy, aryl, substituted aryl, hydroxy, halogen, amino, alkylamino, nitro, cyano, CF₃, OCF₃, CONH₂, CONHR and NHCOR₁;

[0317] wherein R is selected from the group consisting of H, C₁-C₅ alkyl, benzyl, p-fluorobenzyl and di-alkylamino alkyl, wherein said C₁-C₅ alkyl is selected from the group consisting of a straight chain, branched or cyclic alkyl;

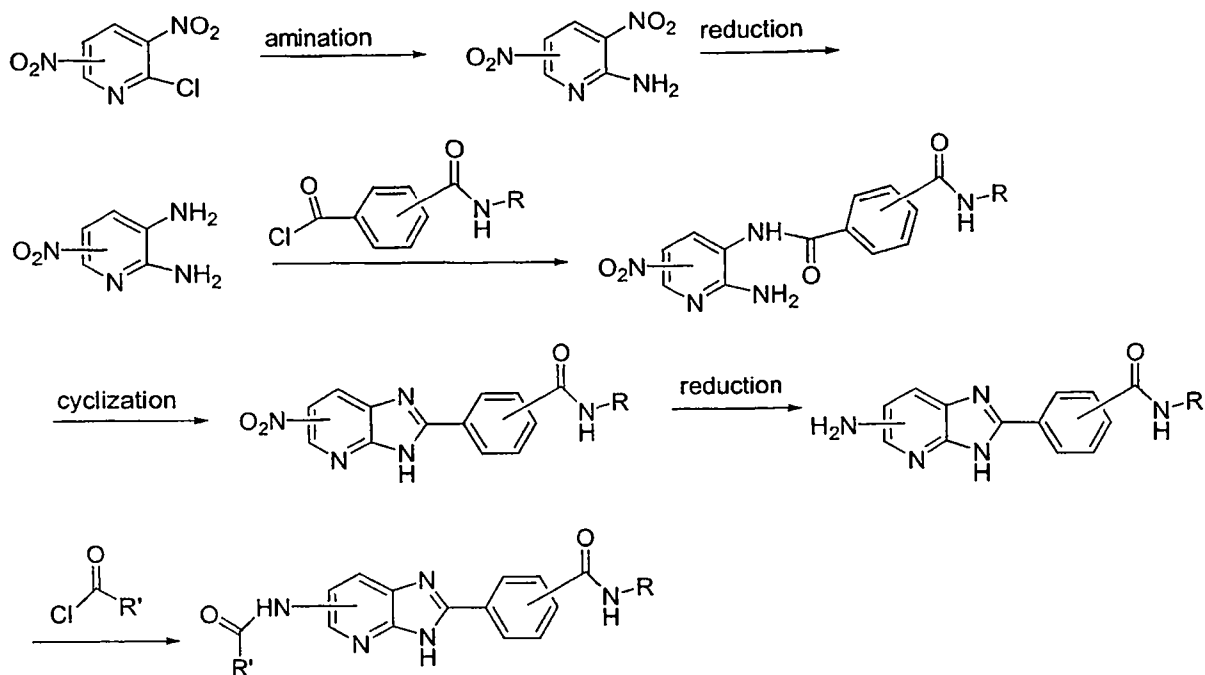
[0318] wherein R₁ and R₂ are independently selected from the group consisting of H, alkyl, substituted alkyl, C₃-C₉ cycloalkyl, substituted C₃-C₉ cycloalkyl, polycyclic aliphatic groups, substituted polycyclic aliphatic groups, phenyl, substituted phenyl, naphthyl, substituted naphthyl, heteroaryl and substituted heteroaryl, wherein said heteroaryl and said substituted heteroaryl contain 1-3 heteroatoms, wherein said heteroatom is independently selected from the group consisting of nitrogen, oxygen and sulfur;

[0319] wherein said substituted polycyclic aliphatic groups, substituted phenyl, substituted naphthyl and substituted heteroaryl contain 1-3 substituents, wherein said substituent is selected from the group consisting of H, halogens, polyhalogens, alkoxy group, substituted alkoxy, alkyl, substituted alkyl, dialkylaminoalkyl, hydroxyalkyl, carbonyl, OH, OCH₃, COOH, COOR', COR', CN, CF₃, OCF₃, NO₂, NR'R', NHCOR' and CONR'R'; and

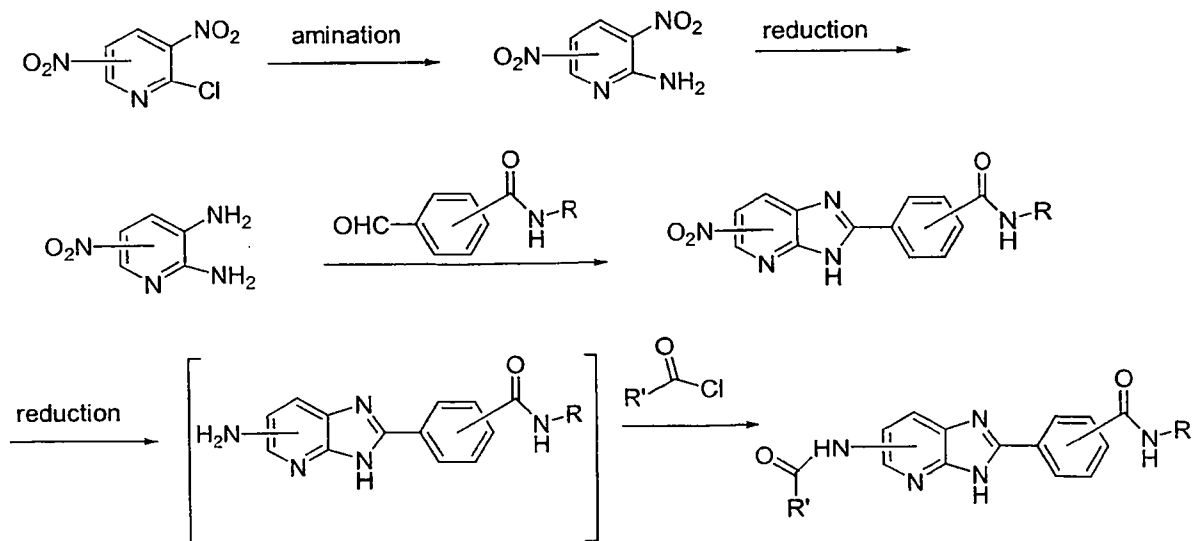
[0320] wherein R' is selected from the group consisting of H, alkyl, substituted alkyl, C₃-C₉ cycloalkyl, substituted C₃-C₉ cycloalkyl, polycyclic aliphatics, phenyl, substituted phenyl, naphthyl, substituted naphthyl, heteroaryl and substituted heteroaryl, wherein said heteroaryl and said substituted heteroaryl contain 1-3 heteroatoms, wherein said heteroatom is independently selected from the group consisting of nitrogen, oxygen and sulfur.

[0321] Compounds of Genus C1 may be synthesized by any conventional reactions known in the art. Examples of syntheses include the following reactions, designated Synthetic Schemes 19 and 20:

Synthetic Scheme 19



Synthetic Scheme 20



Synthesis of the Compounds of Genus C1

[0322] Synthetic Schemes 19 and 20 show methods that can be used to prepare the compounds of Genus C1. One skilled in the art will appreciate that a number of different synthetic reaction schemes may be used to synthesize the compounds of Genus C1. Further, one skilled in the art will understand that a number of different solvents,

coupling agents and reaction conditions can be used in the syntheses reactions to yield comparable results.

[0323] One skilled in the art will appreciate variations in the sequence and further, will recognize variations in the appropriate reaction conditions from the analogous reactions shown or otherwise known which may be appropriately used in the processes above to make the compounds of Synthetic Schemes 19 and 20.

[0324] In the processes described herein for the preparation of the compounds of Synthetic Schemes 19 and 20 of the preferred embodiments, the requirements for protective groups are generally well recognized by one skilled in the art of organic chemistry, and accordingly the use of appropriate protecting groups is necessarily implied by the processes of the schemes herein, although such groups may not be expressly illustrated. Introduction and removal of such suitable protecting groups are well known in the art of organic chemistry; see for example, T.W. Greene, "Protective Groups in Organic Synthesis", Wiley (New York), 1981.

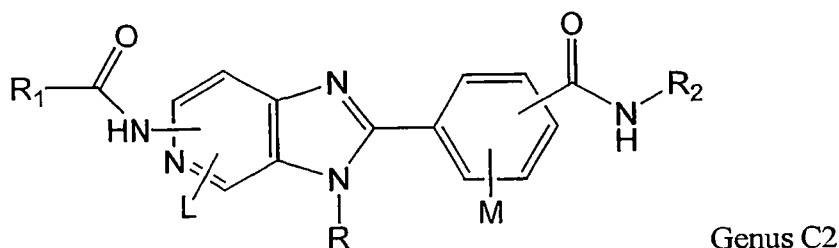
[0325] The products of the reactions described herein are isolated by conventional means such as extraction, distillation, chromatography, and the like.

[0326] Starting materials not described herein are available commercially, are known, or can be prepared by methods known in the art.

[0327] The salts of the compounds of Synthetic Schemes 19 and 20 described above are prepared by reacting the appropriate base or acid with a stoichiometric equivalent of the compounds of Synthetic Schemes 19 and 20.

Compounds of Genus C2

[0328] One family of small molecule IgE inhibitors is defined by the following genus (Genus C2):



[0329] wherein L and M are independently selected from the group consisting of H, alkyl, alkoxy, aryl, substituted aryl, hydroxy, halogen, amino, alkylamino, nitro, cyano, CF₃, OCF₃, CONH₂, CONHR and NHCOR₁;

[0330] wherein R is selected from the group consisting of H, C₁-C₅ alkyl, benzyl, p-fluorobenzyl and di-alkylamino alkyl, wherein said C₁-C₅ alkyl is selected from the group consisting of a straight chain, branched or cyclic alkyl;

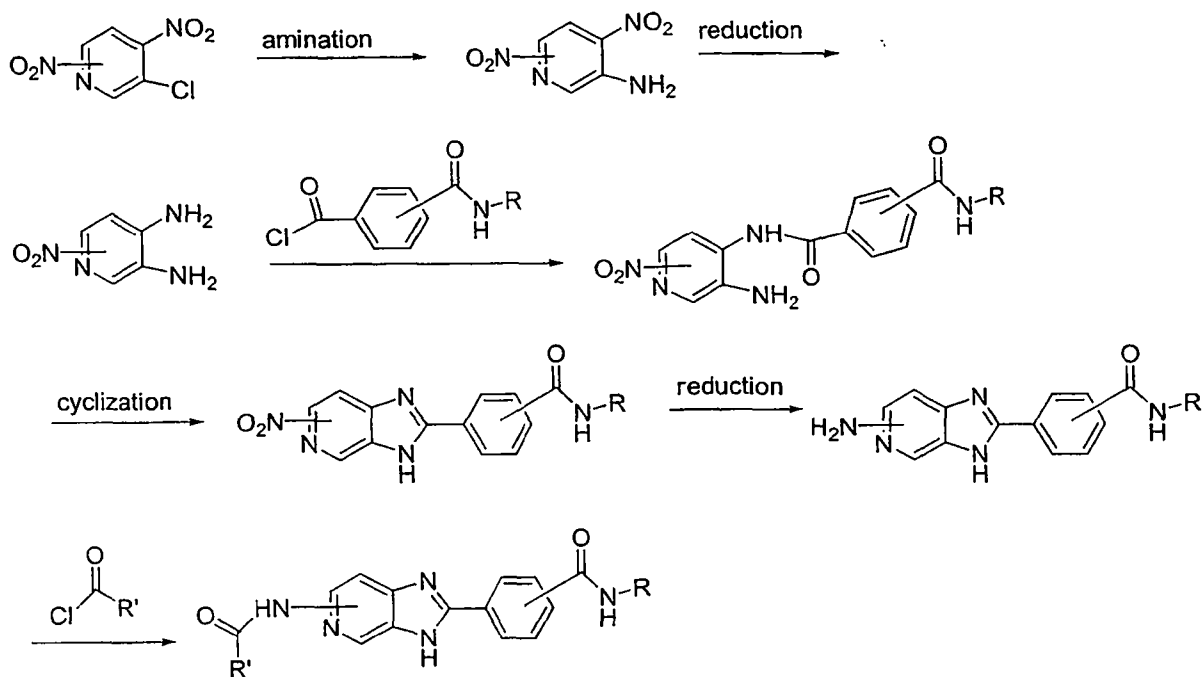
[0331] wherein R₁ and R₂ are independently selected from the group consisting of H, alkyl, substituted alkyl, C₃-C₉ cycloalkyl, substituted C₃-C₉ cycloalkyl, polycyclic aliphatic groups, substituted polycyclic aliphatic groups, phenyl, substituted phenyl, naphthyl, substituted naphthyl, heteroaryl and substituted heteroaryl, wherein said heteroaryl and said substituted heteroaryl contain 1-3 heteroatoms, wherein said heteroatom is independently selected from the group consisting of nitrogen, oxygen and sulfur;

[0332] wherein said substituted polycyclic aliphatic groups, substituted phenyl, substituted naphthyl and substituted heteroaryl contain 1-3 substituents, wherein said substituent is selected from the group consisting of H, halogens, polyhalogens, alkoxy group, substituted alkoxy, alkyl, substituted alkyl, dialkylaminoalkyl, hydroxyalkyl, carbonyl, OH, OCH₃, COOH, COOR' COR', CN, CF₃, OCF₃, NO₂, NR'R', NHCOR' and CONR'R'; and

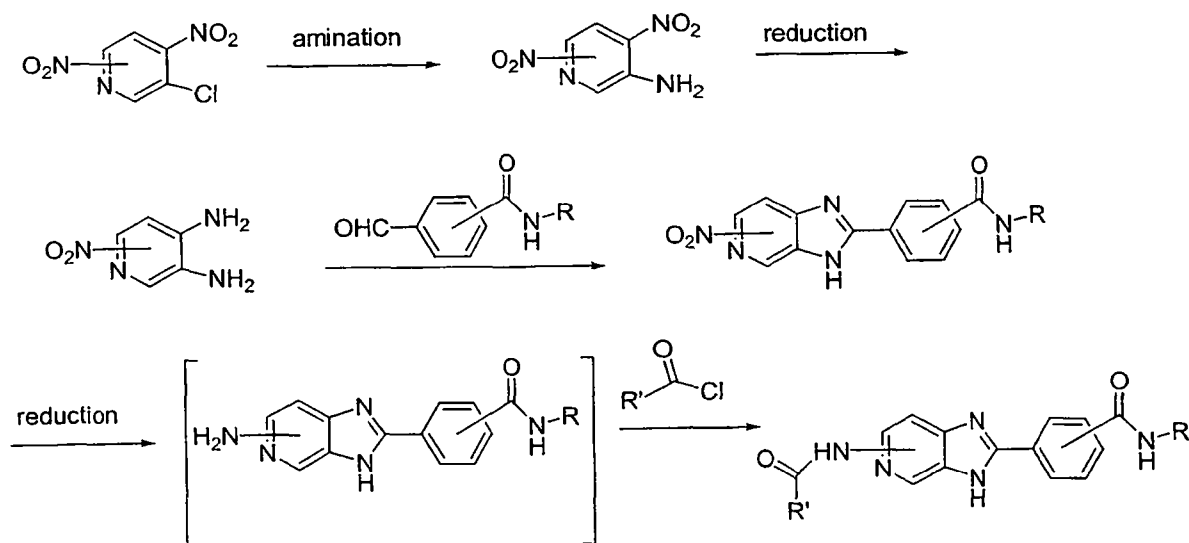
[0333] wherein R' is selected from the group consisting of H, alkyl, substituted alkyl, C₃-C₉ cycloalkyl, substituted C₃-C₉ cycloalkyl, polycyclic aliphatics, phenyl, substituted phenyl, naphthyl, substituted naphthyl, heteroaryl and substituted heteroaryl, wherein said heteroaryl and said substituted heteroaryl contain 1-3 heteroatoms, wherein said heteroatom is independently selected from the group consisting of nitrogen, oxygen and sulfur.

[0334] Compounds of Genus C2 may be synthesized by any conventional reactions known in the art. Examples of syntheses include the following reactions, designated Synthetic Schemes 21 and 22:

Synthetic Scheme 21



Synthetic Scheme 22



Synthesis of the Compounds of Genus C2

[0335] Synthetic Schemes 21 and 22 show methods that can be used to prepare the compounds of Genus C2. One skilled in the art will appreciate that a number of different synthetic reaction schemes may be used to synthesize the compounds of Genus C2. Further, one skilled in the art will understand that a number of different solvents,

coupling agents and reaction conditions can be used in the syntheses reactions to yield comparable results.

[0336] One skilled in the art will appreciate variations in the sequence and further, will recognize variations in the appropriate reaction conditions from the analogous reactions shown or otherwise known which may be appropriately used in the processes above to make the compounds of Synthetic Schemes 21 and 22.

[0337] In the processes described herein for the preparation of the compounds of Synthetic Schemes 21 and 22 of the preferred embodiments, the requirements for protective groups are generally well recognized by one skilled in the art of organic chemistry, and accordingly the use of appropriate protecting groups is necessarily implied by the processes of the schemes herein, although such groups may not be expressly illustrated. Introduction and removal of such suitable protecting groups are well known in the art of organic chemistry; see for example, T.W. Greene, "Protective Groups in Organic Synthesis", Wiley (New York), 1981.

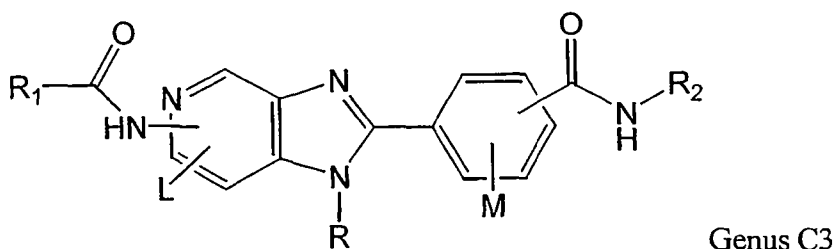
[0338] The products of the reactions described herein are isolated by conventional means such as extraction, distillation, chromatography, and the like.

[0339] Starting materials not described herein are available commercially, are known, or can be prepared by methods known in the art.

[0340] The salts of the compounds of Synthetic Schemes 21 and 22 described above are prepared by reacting the appropriate base or acid with a stoichiometric equivalent of the compounds of Synthetic Schemes 21 and 22.

Compounds of Genus C3

[0341] One family of small molecule IgE inhibitors is defined by the following genus (Genus C3):



[0342] wherein L and M are independently selected from the group consisting of H, alkyl, alkoxy, aryl, substituted aryl, hydroxy, halogen, amino, alkylamino, nitro, cyano, CF₃, OCF₃, CONH₂, CONHR and NHCOR₁;

[0343] wherein R is selected from the group consisting of H, C₁-C₅ alkyl, benzyl, p-fluorobenzyl and di-alkylamino alkyl, wherein said C₁-C₅ alkyl is selected from the group consisting of a straight chain, branched or cyclic alkyl;

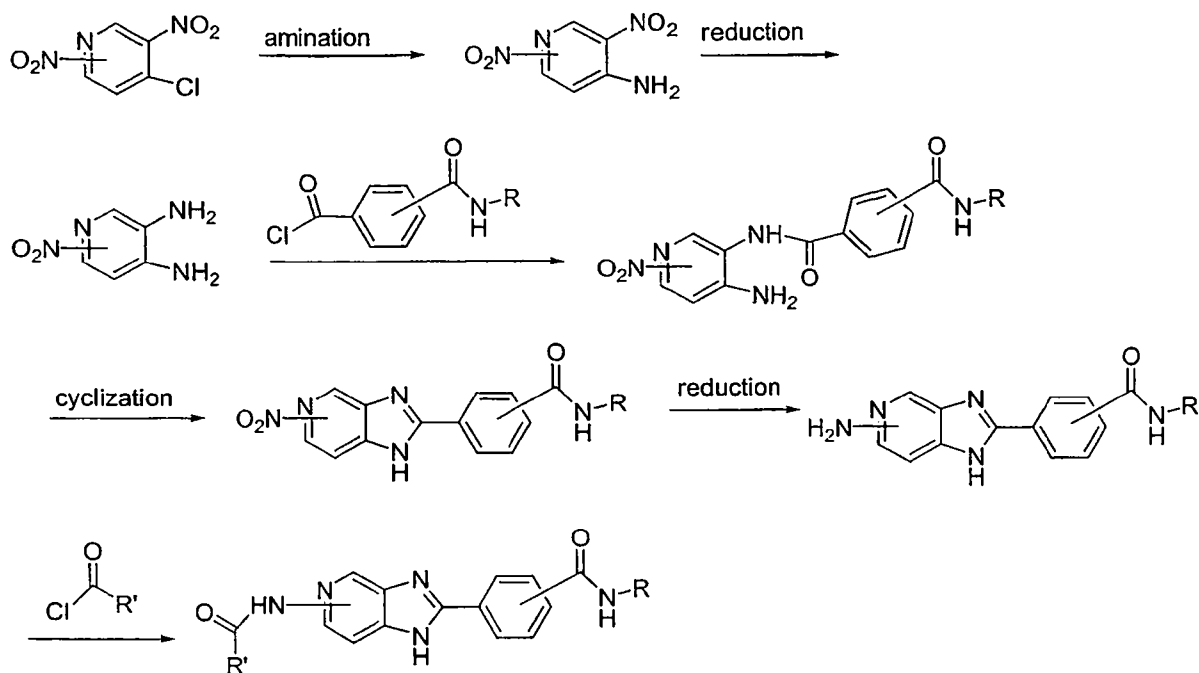
[0344] wherein R₁ and R₂ are independently selected from the group consisting of H, alkyl, substituted alkyl, C₃-C₉ cycloalkyl, substituted C₃-C₉ cycloalkyl, polycyclic aliphatic groups, substituted polycyclic aliphatic groups, phenyl, substituted phenyl, naphthyl, substituted naphthyl, heteroaryl and substituted heteroaryl, wherein said heteroaryl and said substituted heteroaryl contain 1-3 heteroatoms, wherein said heteroatom is independently selected from the group consisting of nitrogen, oxygen and sulfur;

[0345] wherein said substituted polycyclic aliphatic groups, substituted phenyl, substituted naphthyl and substituted heteroaryl contain 1-3 substituents, wherein said substituent is selected from the group consisting of H, halogens, polyhalogens, alkoxy group, substituted alkoxy, alkyl, substituted alkyl, dialkylaminoalkyl, hydroxyalkyl, carbonyl, OH, OCH₃, COOH, COOR', COR', CN, CF₃, OCF₃, NO₂, NR'R', NHCOR' and CONR'R'; and

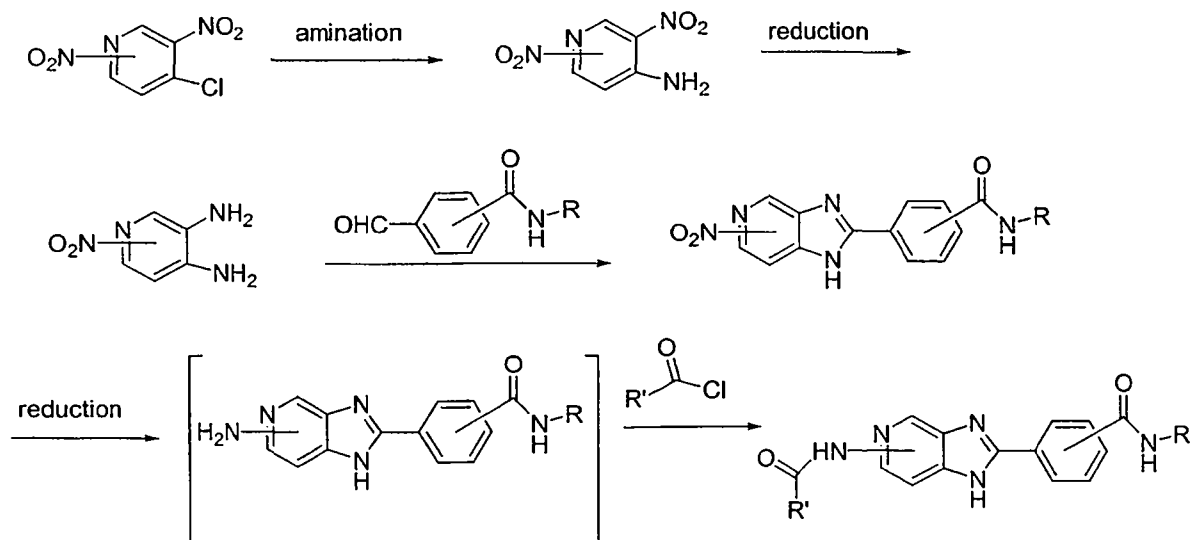
[0346] wherein R' is selected from the group consisting of H, alkyl, substituted alkyl, C₃-C₉ cycloalkyl, substituted C₃-C₉ cycloalkyl, polycyclic aliphatics, phenyl, substituted phenyl, naphthyl, substituted naphthyl, heteroaryl and substituted heteroaryl, wherein said heteroaryl and said substituted heteroaryl contain 1-3 heteroatoms, wherein said heteroatom is independently selected from the group consisting of nitrogen, oxygen and sulfur.

[0347] Compounds of Genus C3 may be synthesized by any conventional reactions known in the art. Examples of syntheses include the following reactions, designated Synthetic Schemes 23 and 24:

Synthetic Scheme 23



Synthetic Scheme 24



Synthesis of the Compounds of Genus C3

[0348] Synthetic Schemes 23 and 24 show methods that can be used to prepare the compounds of Genus C3. One skilled in the art will appreciate that a number of different synthetic reaction schemes may be used to synthesize the compounds of Genus C3. Further, one skilled in the art will understand that a number of different solvents, coupling agents and reaction conditions can be used in the syntheses reactions to yield comparable results.

[0349] One skilled in the art will appreciate variations in the sequence and further, will recognize variations in the appropriate reaction conditions from the analogous reactions shown or otherwise known which may be appropriately used in the processes above to make the compounds of Synthetic Schemes 23 and 24.

[0350] In the processes described herein for the preparation of the compounds of Synthetic Schemes 23 and 24 of the preferred embodiments, the requirements for protective groups are generally well recognized by one skilled in the art of organic chemistry, and accordingly the use of appropriate protecting groups is necessarily implied by the processes of the schemes herein, although such groups may not be expressly illustrated. Introduction and removal of such suitable protecting groups are well known in the art of organic chemistry; see for example, T.W. Greene, "Protective Groups in Organic Synthesis", Wiley (New York), 1981.

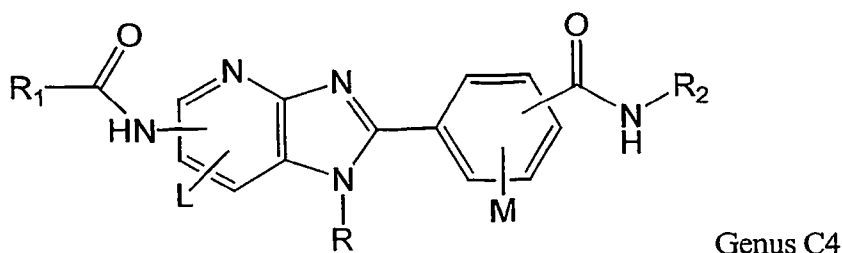
[0351] The products of the reactions described herein are isolated by conventional means such as extraction, distillation, chromatography, and the like.

[0352] Starting materials not described herein are available commercially, are known, or can be prepared by methods known in the art.

[0353] The salts of the compounds of Synthetic Schemes 23 and 24 described above are prepared by reacting the appropriate base or acid with a stoichiometric equivalent of the compounds of Synthetic Schemes 23 and 24.

Compounds of Genus C4

[0354] One family of small molecule IgE inhibitors is defined by the following genus (Genus C4):



[0355] wherein L and M are independently selected from the group consisting of H, alkyl, alkoxy, aryl, substituted aryl, hydroxy, halogen, amino, alkylamino, nitro, cyano, CF₃, OCF₃, CONH₂, CONHR and NHCOR₁;

[0356] wherein R is selected from the group consisting of H, C₁-C₅ alkyl, benzyl, p-fluorobenzyl and di-alkylamino alkyl, wherein said C₁-C₅ alkyl is selected from the group consisting of a straight chain, branched or cyclic alkyl;

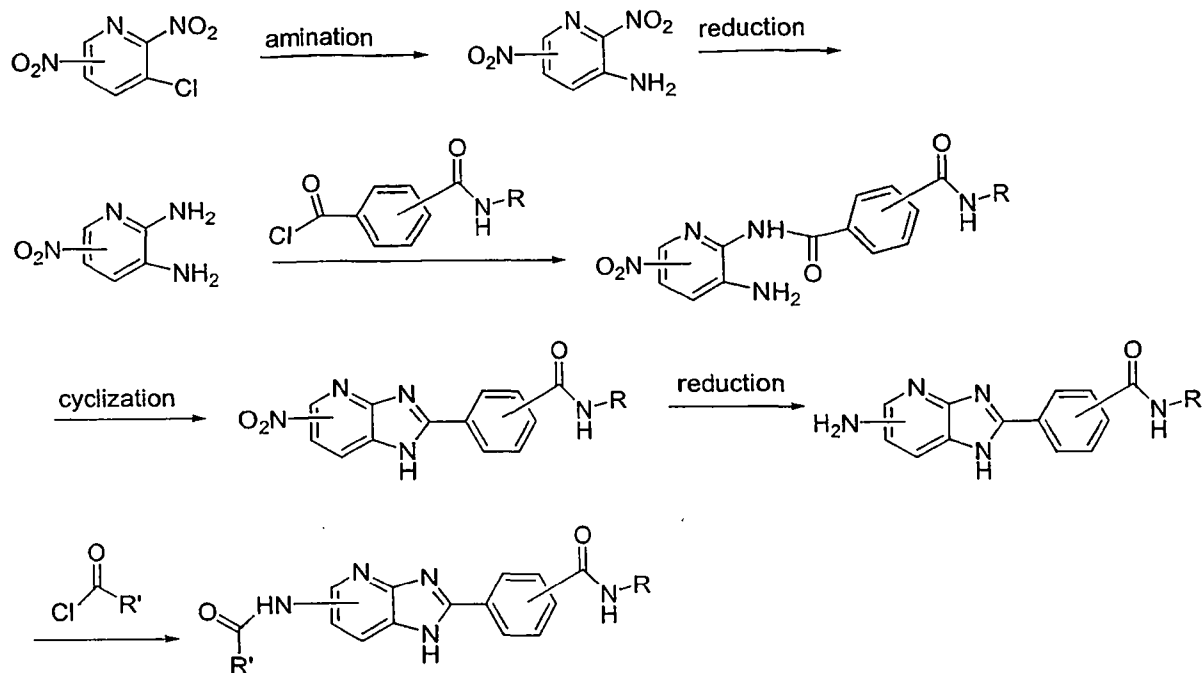
[0357] wherein R₁ and R₂ are independently selected from the group consisting of H, alkyl, substituted alkyl, C₃-C₉ cycloalkyl, substituted C₃-C₉ cycloalkyl, polycyclic aliphatic groups, substituted polycyclic aliphatic groups, phenyl, substituted phenyl, naphthyl, substituted naphthyl, heteroaryl and substituted heteroaryl, wherein said heteroaryl and said substituted heteroaryl contain 1-3 heteroatoms, wherein said heteroatom is independently selected from the group consisting of nitrogen, oxygen and sulfur;

[0358] wherein said substituted polycyclic aliphatic groups, substituted phenyl, substituted naphthyl and substituted heteroaryl contain 1-3 substituents, wherein said substituent is selected from the group consisting of H, halogens, polyhalogens, alkoxy group, substituted alkoxy, alkyl, substituted alkyl, dialkylaminoalkyl, hydroxyalkyl, carbonyl, OH, OCH₃, COOH, COOR', COR', CN, CF₃, OCF₃, NO₂, NR'R', NHCOR' and CONR'R'; and

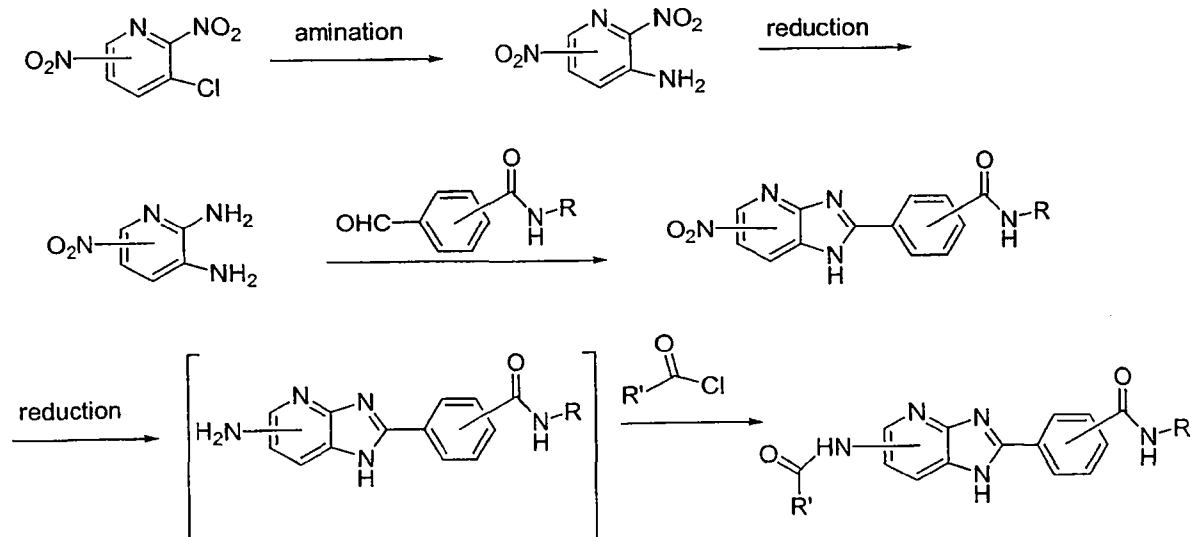
[0359] wherein R' is selected from the group consisting of H, alkyl, substituted alkyl, C₃-C₉ cycloalkyl, substituted C₃-C₉ cycloalkyl, polycyclic aliphatics, phenyl, substituted phenyl, naphthyl, substituted naphthyl, heteroaryl and substituted heteroaryl, wherein said heteroaryl and said substituted heteroaryl contain 1-3 heteroatoms, wherein said heteroatom is independently selected from the group consisting of nitrogen, oxygen and sulfur.

[0360] Compounds of Genus C4 may be synthesized by any conventional reactions known in the art. Examples of syntheses include the following reactions, designated Synthetic Schemes 25 and 26:

Synthetic Scheme 25



Synthetic Scheme 26



Synthesis of the Compounds of Genus C4

[0361] Synthetic Schemes 25 and 26 show methods that can be used to prepare the compounds of Genus C4. One skilled in the art will appreciate that a number of different synthetic reaction schemes may be used to synthesize the compounds of Genus C4. Further, one skilled in the art will understand that a number of different solvents, coupling agents and reaction conditions can be used in the syntheses reactions to yield comparable results.

[0362] One skilled in the art will appreciate variations in the sequence and further, will recognize variations in the appropriate reaction conditions from the analogous reactions shown or otherwise known which may be appropriately used in the processes above to make the compounds of Synthetic Schemes 25 and 26.

[0363] In the processes described herein for the preparation of the compounds of Synthetic Schemes 25 and 26 of the preferred embodiments, the requirements for protective groups are generally well recognized by one skilled in the art of organic chemistry, and accordingly the use of appropriate protecting groups is necessarily implied by the processes of the schemes herein, although such groups may not be expressly illustrated. Introduction and removal of such suitable protecting groups are well known in the art of organic chemistry; see for example, T.W. Greene, "Protective Groups in Organic Synthesis", Wiley (New York), 1981.

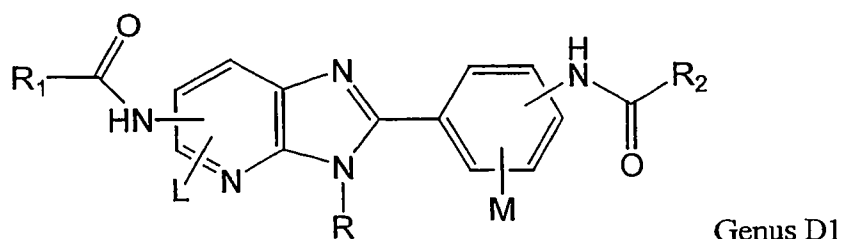
[0364] The products of the reactions described herein are isolated by conventional means such as extraction, distillation, chromatography, and the like.

[0365] Starting materials not described herein are available commercially, are known, or can be prepared by methods known in the art.

[0366] The salts of the compounds of Synthetic Schemes 25 and 26 described above are prepared by reacting the appropriate base or acid with a stoichiometric equivalent of the compounds of Synthetic Schemes 25 and 26.

Compounds of Genus D1

[0367] One family of small molecule IgE inhibitors is defined by the following genus (Genus D1)



[0368] wherein L and M are independently selected from the group consisting of H, alkyl, alkoxy, aryl, substituted aryl, hydroxy, halogen, amino, alkylamino, nitro, cyano, CF₃, OCF₃, CONH₂, CONHR and NHCOR₁;

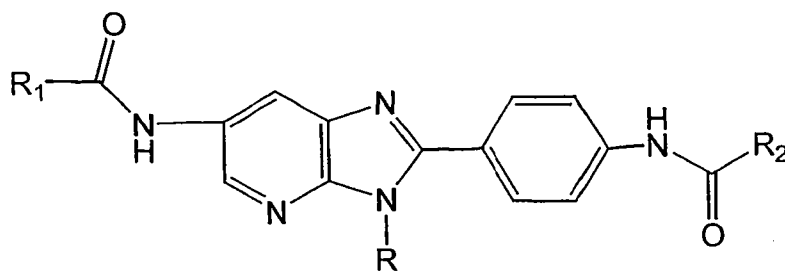
[0369] wherein R is selected from the group consisting of H, C₁-C₅ alkyl, benzyl, p-fluorobenzyl and di-alkylamino alkyl, wherein said C₁-C₅ alkyl is selected from the group consisting of a straight chain, branched or cyclic alkyl;

[0370] wherein R₁ and R₂ are independently selected from the group consisting of H, alkyl, substituted alkyl, C₃-C₉ cycloalkyl, substituted C₃-C₉ cycloalkyl, polycyclic aliphatic groups, substituted polycyclic aliphatic groups, phenyl, substituted phenyl, naphthyl, substituted naphthyl, heteroaryl and substituted heteroaryl, wherein said heteroaryl and said substituted heteroaryl contain 1-3 heteroatoms, wherein said heteroatom is independently selected from the group consisting of nitrogen, oxygen and sulfur;

[0371] wherein said substituted polycyclic aliphatic groups, substituted phenyl, substituted naphthyl and substituted heteroaryl contain 1-3 substituents, wherein said substituent is selected from the group consisting of H, halogens, polyhalogens, alkoxy group, substituted alkoxy, alkyl, substituted alkyl, dialkylaminoalkyl, hydroxyalkyl, carbonyl, OH, OCH₃, COOH, COOR' COR', CN, CF₃, OCF₃, NO₂, NR'R', NHCOR' and CONR'R'; and

[0372] wherein R' is selected from the group consisting of H, alkyl, substituted alkyl, C₃-C₉ cycloalkyl, substituted C₃-C₉ cycloalkyl, polycyclic aliphatics, phenyl, substituted phenyl, naphthyl, substituted naphthyl, heteroaryl and substituted heteroaryl, wherein said heteroaryl and said substituted heteroaryl contain 1-3 heteroatoms, wherein said heteroatom is independently selected from the group consisting of nitrogen, oxygen and sulfur.

[0373] Another subgenus of preferred embodiments comprises any one or more of the following compounds, as shown as Subgenus D1a:



Subgenus D1a;

[0374] wherein R is selected from the group consisting of H, C₁-C₅ alkyl, benzyl, p-fluorobenzyl and di-alkylamino alkyl, wherein said C₁-C₅ alkyl is selected from the group consisting of a straight chain, branched or cyclic alkyl;

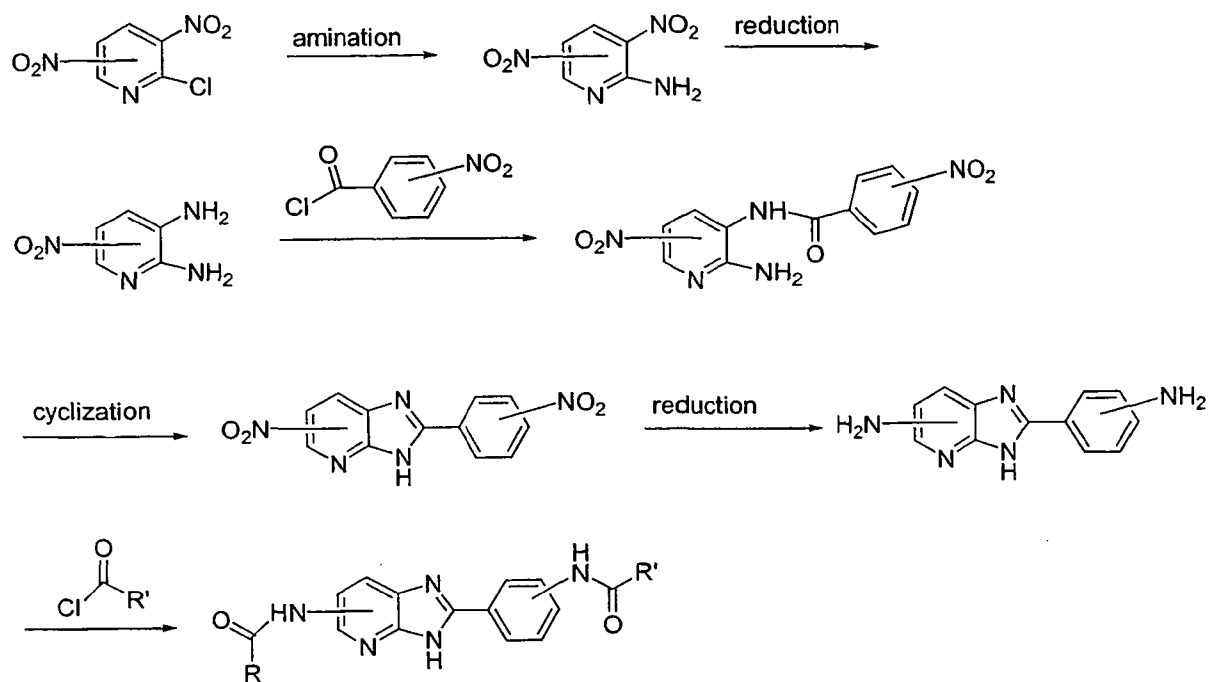
[0375] wherein R₁ and R₂ are independently selected from the group consisting of H, alkyl, substituted alkyl, C₃-C₉ cycloalkyl, substituted C₃-C₉ cycloalkyl, polycyclic aliphatic groups, substituted polycyclic aliphatic groups, phenyl, substituted phenyl, naphthyl, substituted naphthyl, heteroaryl and substituted heteroaryl, wherein said heteroaryl and said substituted heteroaryl contain 1-3 heteroatoms, wherein said heteroatom is independently selected from the group consisting of nitrogen, oxygen and sulfur;

[0376] wherein said substituted polycyclic aliphatic groups, substituted phenyl, substituted naphthyl and substituted heteroaryl contain 1-3 substituents, wherein said substituent is selected from the group consisting of H, halogens, polyhalogens, alkoxy group, substituted alkoxy, alkyl, substituted alkyl, dialkylaminoalkyl, hydroxyalkyl, carbonyl, OH, OCH₃, COOH, COOR', COR', CN, CF₃, OCF₃, NO₂, NR'R', NHCOR' and CONR'R'; and

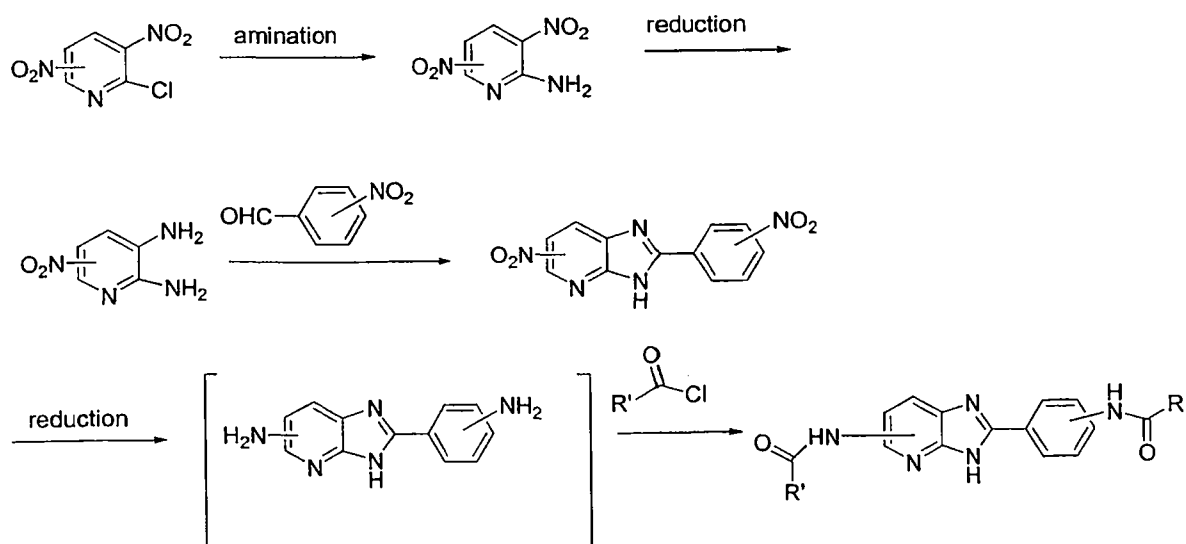
[0377] wherein R' is selected from the group consisting of H, alkyl, substituted alkyl, C₃-C₉ cycloalkyl, substituted C₃-C₉ cycloalkyl, polycyclic aliphatics, phenyl, substituted phenyl, naphthyl, substituted naphthyl, heteroaryl and substituted heteroaryl, wherein said heteroaryl and said substituted heteroaryl contain 1-3 heteroatoms, wherein said heteroatom is independently selected from the group consisting of nitrogen, oxygen and sulfur.

[0378] Compounds of Genus D1 may be synthesized by any conventional reactions known in the art. Examples of syntheses include the following reactions, designated Synthetic Schemes 27 and 28:

Synthetic Scheme 27



Synthetic Scheme 28

*Synthesis of the Compounds of Genus D1*

[0379] Synthetic Schemes 27 and 28 show methods that can be used to prepare the compounds of Genus D1. One skilled in the art will appreciate that a number of different synthetic reaction schemes may be used to synthesize the compounds of Genus D1. Further, one skilled in the art will understand that a number of different solvents, coupling agents and reaction conditions can be used in the syntheses reactions to yield comparable results.

[0380] One skilled in the art will appreciate variations in the sequence and further, will recognize variations in the appropriate reaction conditions from the analogous reactions shown or otherwise known which may be appropriately used in the processes above to make the compounds of Synthetic Schemes 27 and 28.

[0381] In the processes described herein for the preparation of the compounds of Synthetic Schemes 27 and 28 of the preferred embodiments, the requirements for protective groups are generally well recognized by one skilled in the art of organic chemistry, and accordingly the use of appropriate protecting groups is necessarily implied by the processes of the schemes herein, although such groups may not be expressly illustrated. Introduction and removal of such suitable protecting groups are well known in the art of organic chemistry; see for example, T.W. Greene, "Protective Groups in Organic Synthesis", Wiley (New York), 1981.

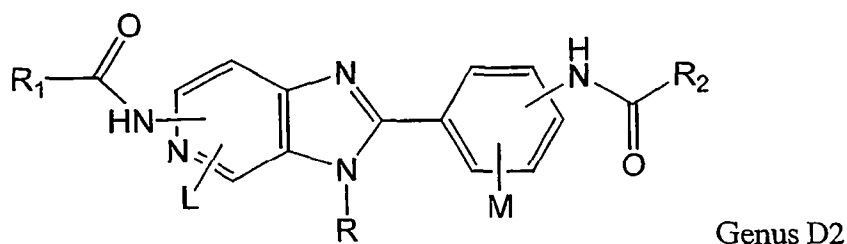
[0382] The products of the reactions described herein are isolated by conventional means such as extraction, distillation, chromatography, and the like.

[0383] Starting materials not described herein are available commercially, are known, or can be prepared by methods known in the art.

[0384] The salts of the compounds of Synthetic Schemes 27 and 28 described above are prepared by reacting the appropriate base or acid with a stoichiometric equivalent of the compounds of Synthetic Schemes 27 and 28.

Compounds of Genus D2

[0385] One family of small molecule IgE inhibitors is defined by the following genus (Genus D2):



[0386] wherein L and M are independently selected from the group consisting of H, alkyl, alkoxy, aryl, substituted aryl, hydroxy, halogen, amino, alkylamino, nitro, cyano, CF₃, OCF₃, CONH₂, CONHR and NHCOR₁;

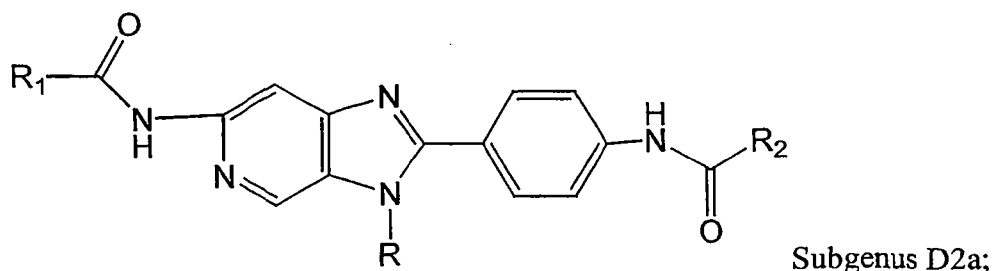
[0387] wherein R is selected from the group consisting of H, C₁-C₅ alkyl, benzyl, p-fluorobenzyl and di-alkylamino alkyl, wherein said C₁-C₅ alkyl is selected from the group consisting of a straight chain, branched or cyclic alkyl;

[0388] wherein R₁ and R₂ are independently selected from the group consisting of H, alkyl, substituted alkyl, C₃-C₉ cycloalkyl, substituted C₃-C₉ cycloalkyl, polycyclic aliphatic groups, substituted polycyclic aliphatic groups, phenyl, substituted phenyl, naphthyl, substituted naphthyl, heteroaryl and substituted heteroaryl, wherein said heteroaryl and said substituted heteroaryl contain 1-3 heteroatoms, wherein said heteroatom is independently selected from the group consisting of nitrogen, oxygen and sulfur;

[0389] wherein said substituted polycyclic aliphatic groups, substituted phenyl, substituted naphthyl and substituted heteroaryl contain 1-3 substituents, wherein said substituent is selected from the group consisting of H, halogens, polyhalogens, alkoxy group, substituted alkoxy, alkyl, substituted alkyl, dialkylaminoalkyl, hydroxyalkyl, carbonyl, OH, OCH₃, COOH, COOR' COR', CN, CF₃, OCF₃, NO₂, NR'R', NHCOR' and CONR'R'; and

[0390] wherein R' is selected from the group consisting of H, alkyl, substituted alkyl, C₃-C₉ cycloalkyl, substituted C₃-C₉ cycloalkyl, polycyclic aliphatics, phenyl, substituted phenyl, naphthyl, substituted naphthyl, heteroaryl and substituted heteroaryl, wherein said heteroaryl and said substituted heteroaryl contain 1-3 heteroatoms, wherein said heteroatom is independently selected from the group consisting of nitrogen, oxygen and sulfur.

[0391] A subgenus of preferred embodiments comprises any one or more of the following compounds, as shown as Subgenus D2a:



[0392] wherein R is selected from the group consisting of H, C₁-C₅ alkyl, benzyl, p-fluorobenzyl and di-alkylamino alkyl, wherein said C₁-C₅ alkyl is selected from the group consisting of a straight chain, branched or cyclic alkyl;

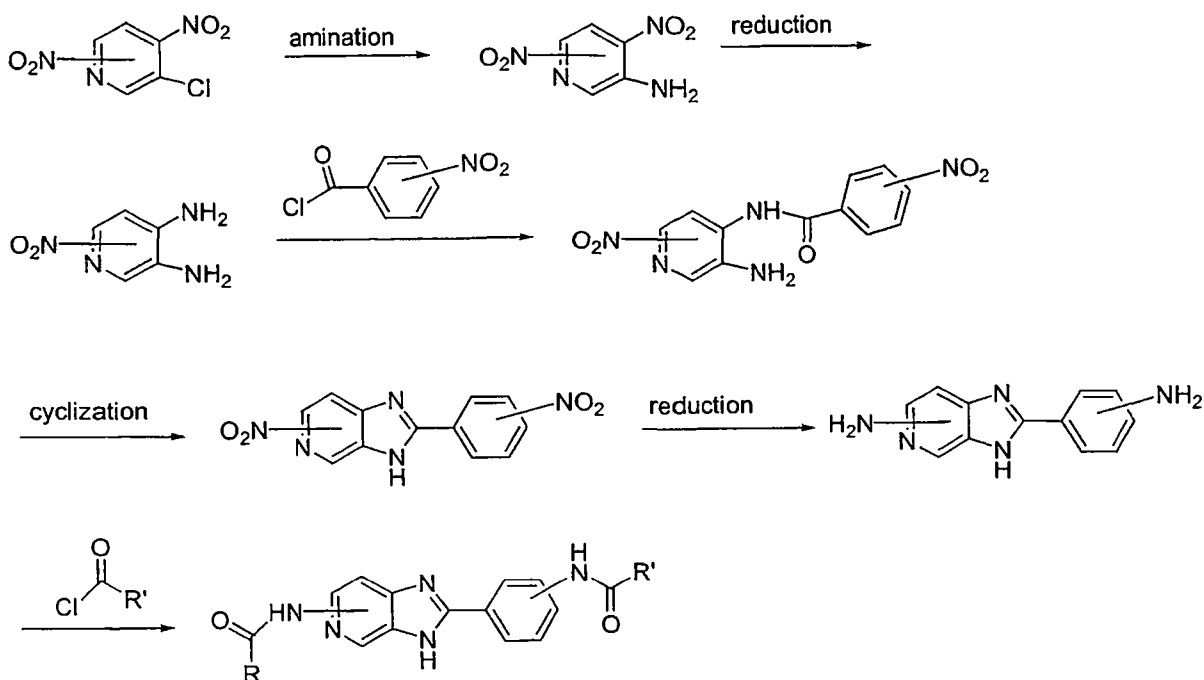
[0393] wherein R₁ and R₂ are independently selected from the group consisting of H, alkyl, substituted alkyl, C₃-C₉ cycloalkyl, substituted C₃-C₉ cycloalkyl, polycyclic aliphatic groups, substituted polycyclic aliphatic groups, phenyl, substituted phenyl, naphthyl, substituted naphthyl, heteroaryl and substituted heteroaryl, wherein said heteroaryl and said substituted heteroaryl contain 1-3 heteroatoms, wherein said heteroatom is independently selected from the group consisting of nitrogen, oxygen and sulfur;

[0394] wherein said substituted polycyclic aliphatic groups, substituted phenyl, substituted naphthyl and substituted heteroaryl contain 1-3 substituents, wherein said substituent is selected from the group consisting of H, halogens, polyhalogens, alkoxy group, substituted alkoxy, alkyl, substituted alkyl, dialkylaminoalkyl, hydroxyalkyl, carbonyl, OH, OCH₃, COOH, COOR' COR', CN, CF₃, OCF₃, NO₂, NR'R', NHCOR' and CONR'R'; and

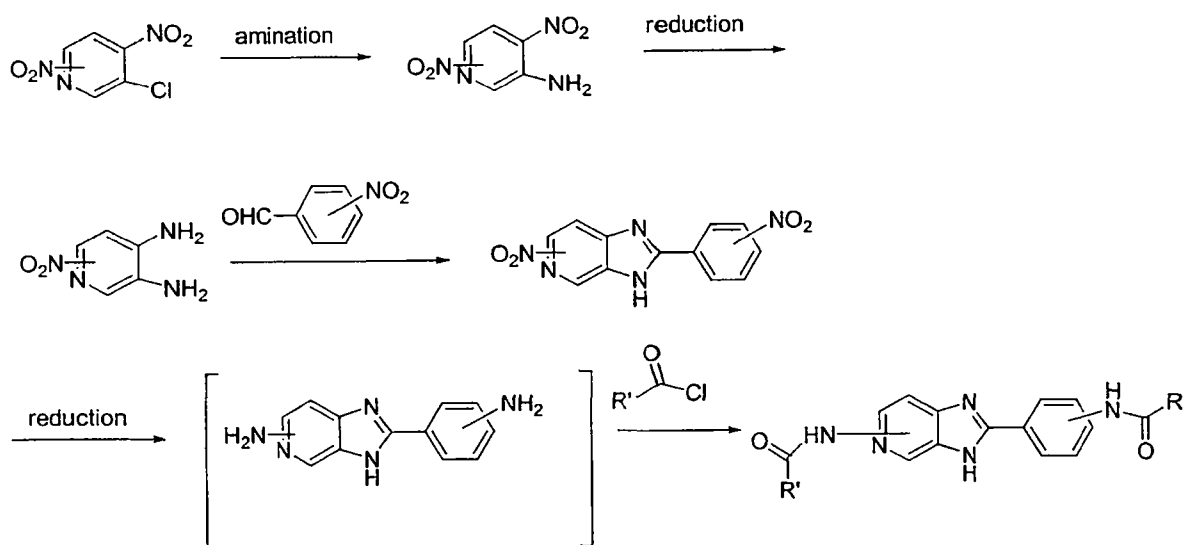
[0395] wherein R' is selected from the group consisting of H, alkyl, substituted alkyl, C₃-C₉ cycloalkyl, substituted C₃-C₉ cycloalkyl, polycyclic aliphatics, phenyl, substituted phenyl, naphthyl, substituted naphthyl, heteroaryl and substituted heteroaryl, wherein said heteroaryl and said substituted heteroaryl contain 1-3 heteroatoms, wherein said heteroatom is independently selected from the group consisting of nitrogen, oxygen and sulfur.

[0396] Compounds of Genus D2 may be synthesized by any conventional reactions known in the art. Examples of syntheses include the following reactions, designated Synthetic Schemes 29 and 30:

Synthetic Scheme 29



Synthetic Scheme 30

*Synthesis of the Compounds of Genus D2*

[0397] Synthetic Schemes 29 and 30 show methods that can be used to prepare the compounds of Genus D2. One skilled in the art will appreciate that a number of different synthetic reaction schemes may be used to synthesize the compounds of Genus D2. Further, one skilled in the art will understand that a number of different solvents,

coupling agents and reaction conditions can be used in the syntheses reactions to yield comparable results.

[0398] One skilled in the art will appreciate variations in the sequence and further, will recognize variations in the appropriate reaction conditions from the analogous reactions shown or otherwise known which may be appropriately used in the processes above to make the compounds of Synthetic Schemes 29 and 30.

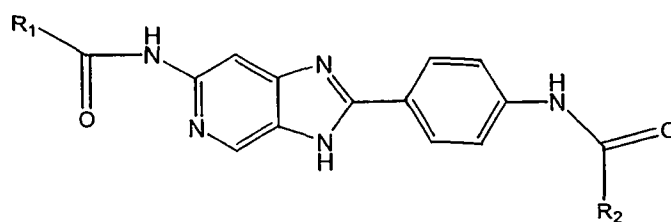
[0399] In the processes described herein for the preparation of the compounds of Synthetic Schemes 29 and 30 of the preferred embodiments, the requirements for protective groups are generally well recognized by one skilled in the art of organic chemistry, and accordingly the use of appropriate protecting groups is necessarily implied by the processes of the schemes herein, although such groups may not be expressly illustrated. Introduction and removal of such suitable protecting groups are well known in the art of organic chemistry; see for example, T.W. Greene, "Protective Groups in Organic Synthesis", Wiley (New York), 1981.

[0400] The products of the reactions described herein are isolated by conventional means such as extraction, distillation, chromatography, and the like.

[0401] Starting materials not described herein are available commercially, are known, or can be prepared by methods known in the art.

[0402] The salts of the compounds of Synthetic Schemes 29 and 30 described above are prepared by reacting the appropriate base or acid with a stoichiometric equivalent of the compounds of Synthetic Schemes 29 and 30.

[0403] Examples of compounds of Genus D2 are shown below in an array. Preferred compounds can be synthesized according to the above methods.

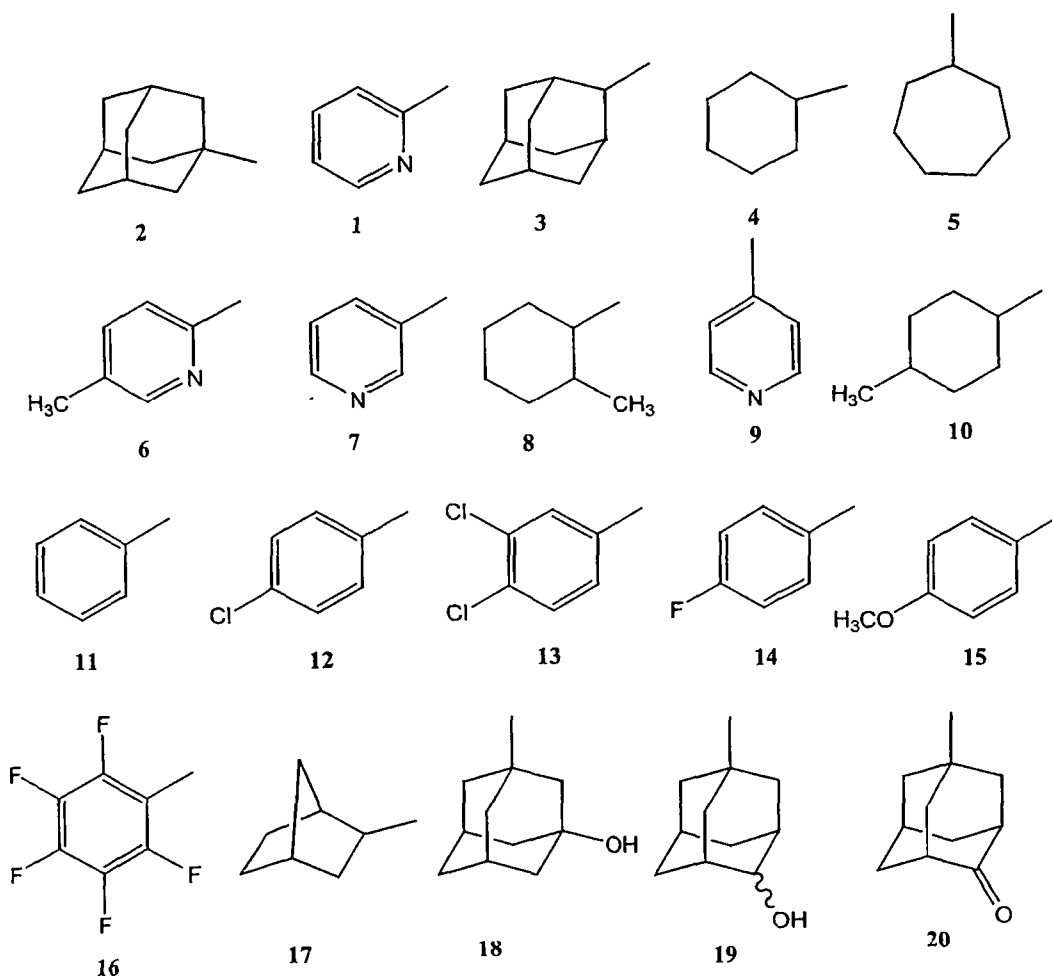


Project III

R1

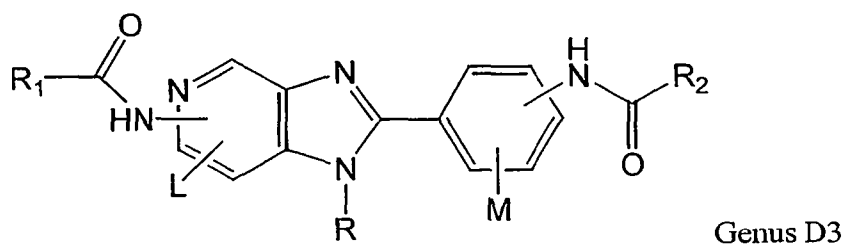
	1	2	3	4	5	6	7	8	9	10	11	12	13	14	15	16	17	18	19	20
1																				
2																				
3																				
4																				
5																				
6																				
7																				
8																				
R2 9																				
10																				
11																				
12																				
13																				
14																				
15																				
16																				
17																				
18																				
19																				
20																				

A family of compounds can be made with the formula shown in Project III. The substituents R₁ and R₂ can be chosen from Substituents 1-20, as shown below.



Compounds of Genus D3

[0404] One family of small molecule IgE inhibitors is defined by the following genus (Genus D3):



[0405] wherein L and M are independently selected from the group consisting of H, alkyl, alkoxy, aryl, substituted aryl, hydroxy, halogen, amino, alkylamino, nitro, cyano, CF₃, OCF₃, CONH₂, CONHR and NHCOR₁;

[0406] wherein R is selected from the group consisting of H, C₁-C₅ alkyl, benzyl, p-fluorobenzyl and di-alkylamino alkyl, wherein said C₁-C₅ alkyl is selected from the group consisting of a straight chain, branched or cyclic alkyl;

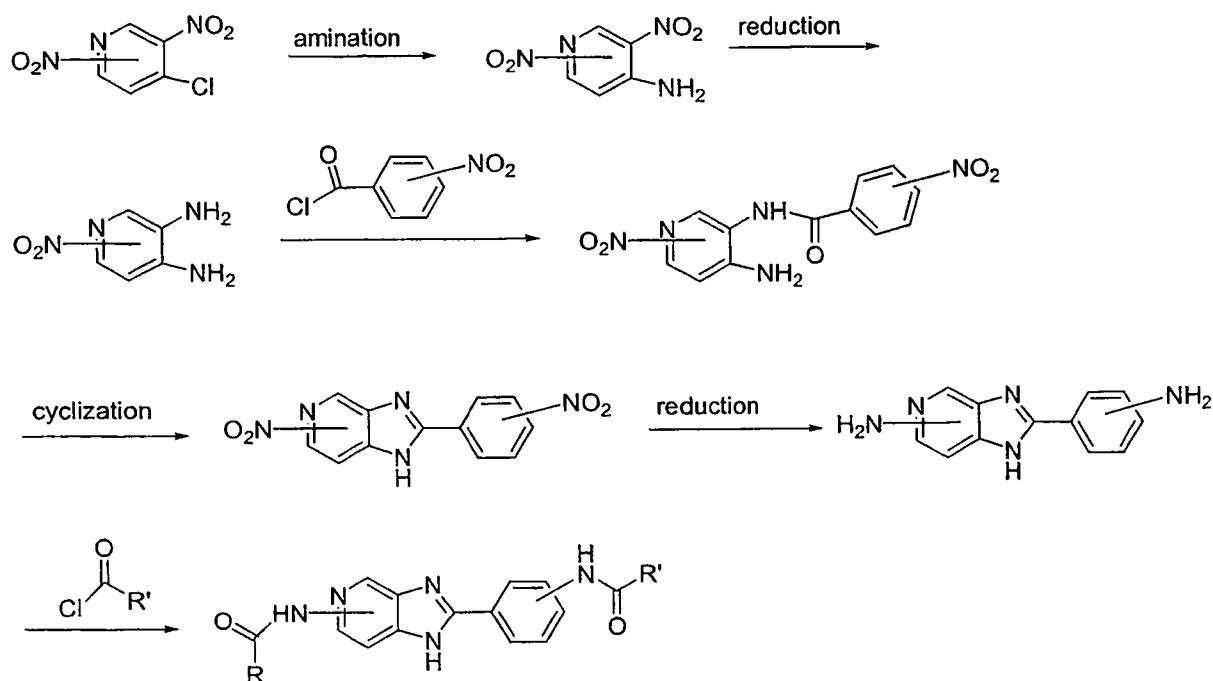
[0407] wherein R₁ and R₂ are independently selected from the group consisting of H, alkyl, substituted alkyl, C₃-C₉ cycloalkyl, substituted C₃-C₉ cycloalkyl, polycyclic aliphatic groups, substituted polycyclic aliphatic groups, phenyl, substituted phenyl, naphthyl, substituted naphthyl, heteroaryl and substituted heteroaryl, wherein said heteroaryl and said substituted heteroaryl contain 1-3 heteroatoms, wherein said heteroatom is independently selected from the group consisting of nitrogen, oxygen and sulfur;

[0408] wherein said substituted polycyclic aliphatic groups, substituted phenyl, substituted naphthyl and substituted heteroaryl contain 1-3 substituents, wherein said substituent is selected from the group consisting of H, halogens, polyhalogens, alkoxy group, substituted alkoxy, alkyl, substituted alkyl, dialkylaminoalkyl, hydroxyalkyl, carbonyl, OH, OCH₃, COOH, COOR' COR', CN, CF₃, OCF₃, NO₂, NR'R', NHCOR' and CONR'R'; and

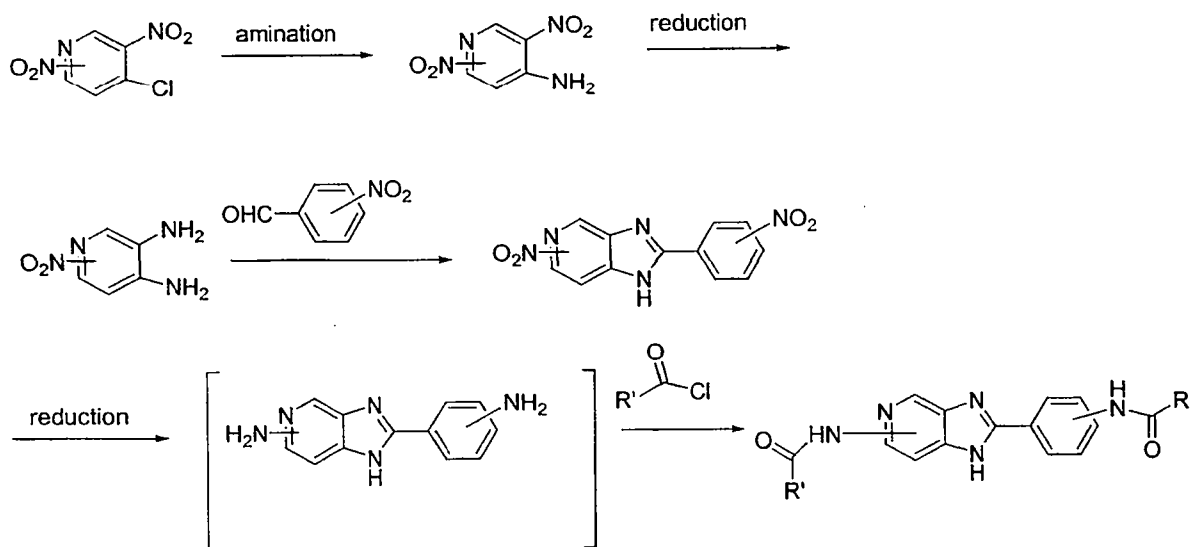
[0409] wherein R' is selected from the group consisting of H, alkyl, substituted alkyl, C₃-C₉ cycloalkyl, substituted C₃-C₉ cycloalkyl, polycyclic aliphatics, phenyl, substituted phenyl, naphthyl, substituted naphthyl, heteroaryl and substituted heteroaryl, wherein said heteroaryl and said substituted heteroaryl contain 1-3 heteroatoms, wherein said heteroatom is independently selected from the group consisting of nitrogen, oxygen and sulfur.

[0410] Compounds of Genus D3 may be synthesized by any conventional reactions known in the art. Examples of syntheses include the following reactions, designated Synthetic Schemes 31 and 32:

Synthetic Scheme 31



Synthetic Scheme 32

*Synthesis of the Compounds of Genus D3*

[0411] Synthetic Schemes 31 and 32 show methods that can be used to prepare the compounds of Genus D3. One skilled in the art will appreciate that a number of different synthetic reaction schemes may be used to synthesize the compounds of Genus D3. Further, one skilled in the art will understand that a number of different solvents,

coupling agents and reaction conditions can be used in the syntheses reactions to yield comparable results.

[0412] One skilled in the art will appreciate variations in the sequence and further, will recognize variations in the appropriate reaction conditions from the analogous reactions shown or otherwise known which may be appropriately used in the processes above to make the compounds of Synthetic Schemes 31 and 32.

[0413] In the processes described herein for the preparation of the compounds of Synthetic Schemes 31 and 32 of the preferred embodiments, the requirements for protective groups are generally well recognized by one skilled in the art of organic chemistry, and accordingly the use of appropriate protecting groups is necessarily implied by the processes of the schemes herein, although such groups may not be expressly illustrated. Introduction and removal of such suitable protecting groups are well known in the art of organic chemistry; see for example, T.W. Greene, "Protective Groups in Organic Synthesis", Wiley (New York), 1981.

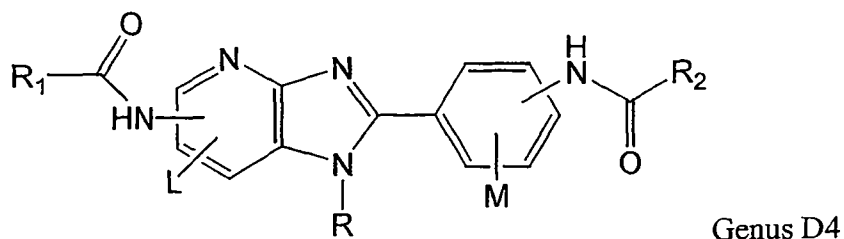
[0414] The products of the reactions described herein are isolated by conventional means such as extraction, distillation, chromatography, and the like.

[0415] Starting materials not described herein are available commercially, are known, or can be prepared by methods known in the art.

[0416] The salts of the compounds of Synthetic Schemes 31 and 32 described above are prepared by reacting the appropriate base or acid with a stoichiometric equivalent of the compounds of Synthetic Schemes 31 and 32.

Compounds of Genus D4

[0417] One family of small molecule IgE inhibitors is defined by the following genus (Genus D4):



[0418] wherein L and M are independently selected from the group consisting of H, alkyl, alkoxy, aryl, substituted aryl, hydroxy, halogen, amino, alkylamino, nitro, cyano, CF₃, OCF₃, CONH₂, CONHR and NHCOR₁;

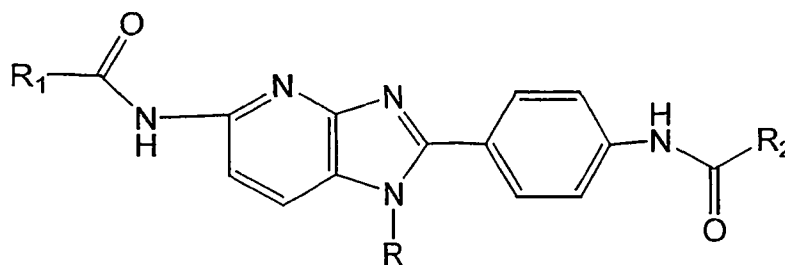
[0419] wherein R is selected from the group consisting of H, C₁-C₅ alkyl, benzyl, p-fluorobenzyl and di-alkylamino alkyl, wherein said C₁-C₅ alkyl is selected from the group consisting of a straight chain, branched or cyclic alkyl;

[0420] wherein R₁ and R₂ are independently selected from the group consisting of H, alkyl, substituted alkyl, C₃-C₉ cycloalkyl, substituted C₃-C₉ cycloalkyl, polycyclic aliphatic groups, substituted polycyclic aliphatic groups, phenyl, substituted phenyl, naphthyl, substituted naphthyl, heteroaryl and substituted heteroaryl, wherein said heteroaryl and said substituted heteroaryl contain 1-3 heteroatoms, wherein said heteroatom is independently selected from the group consisting of nitrogen, oxygen and sulfur;

[0421] wherein said substituted polycyclic aliphatic groups, substituted phenyl, substituted naphthyl and substituted heteroaryl contain 1-3 substituents, wherein said substituent is selected from the group consisting of H, halogens, polyhalogens, alkoxy group, substituted alkoxy, alkyl, substituted alkyl, dialkylaminoalkyl, hydroxyalkyl, carbonyl, OH, OCH₃, COOH, COOR', COR', CN, CF₃, OCF₃, NO₂, NR'R', NHCOR' and CONR'R'; and

[0422] wherein R' is selected from the group consisting of H, alkyl, substituted alkyl, C₃-C₉ cycloalkyl, substituted C₃-C₉ cycloalkyl, polycyclic aliphatics, phenyl, substituted phenyl, naphthyl, substituted naphthyl, heteroaryl and substituted heteroaryl, wherein said heteroaryl and said substituted heteroaryl contain 1-3 heteroatoms, wherein said heteroatom is independently selected from the group consisting of nitrogen, oxygen and sulfur.

[0423] Another subgenus of preferred embodiments comprises any one or more of the following compounds, as shown as Subgenus D4a:



Subgenus D4a;

[0424] wherein R is selected from the group consisting of H, C₁-C₅ alkyl, benzyl, p-fluorobenzyl and di-alkylamino alkyl, wherein said C₁-C₅ alkyl is selected from the group consisting of a straight chain, branched or cyclic alkyl;

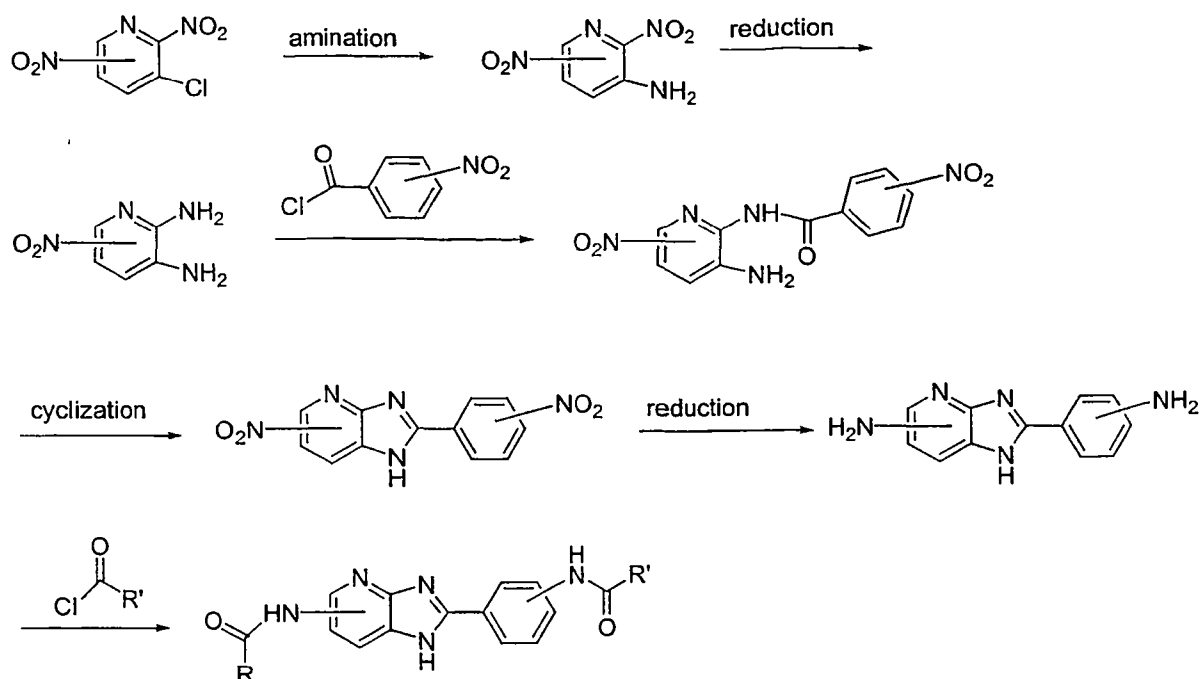
[0425] wherein R_1 and R_2 are independently selected from the group consisting of H, alkyl, substituted alkyl, C_3 - C_9 cycloalkyl, substituted C_3 - C_9 cycloalkyl, polycyclic aliphatic groups, substituted polycyclic aliphatic groups, phenyl, substituted phenyl, naphthyl, substituted naphthyl, heteroaryl and substituted heteroaryl, wherein said heteroaryl and said substituted heteroaryl contain 1-3 heteroatoms, wherein said heteroatom is independently selected from the group consisting of nitrogen, oxygen and sulfur;

[0426] wherein said substituted polycyclic aliphatic groups, substituted phenyl, substituted naphthyl and substituted heteroaryl contain 1-3 substituents, wherein said substituent is selected from the group consisting of H, halogens, polyhalogens, alkoxy group, substituted alkoxy, alkyl, substituted alkyl, dialkylaminoalkyl, hydroxyalkyl, carbonyl, OH, OCH_3 , $COOH$, $COOR'$, COR' , CN, CF_3 , OCF_3 , NO_2 , $NR'R'$, $NHCOR'$ and $CONR'R'$; and

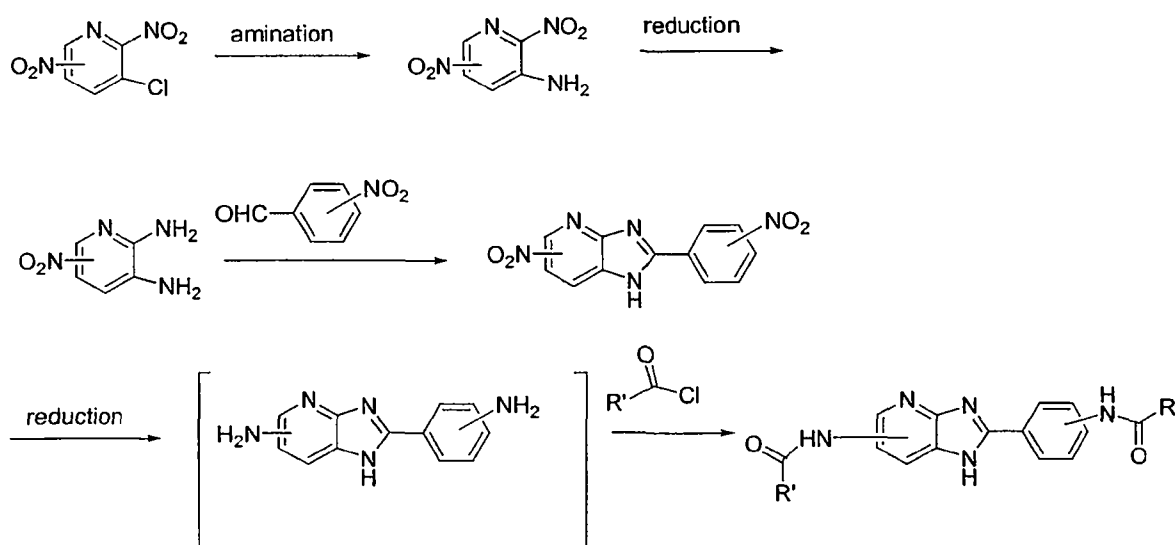
[0427] wherein R' is selected from the group consisting of H, alkyl, substituted alkyl, C_3 - C_9 cycloalkyl, substituted C_3 - C_9 cycloalkyl, polycyclic aliphatics, phenyl, substituted phenyl, naphthyl, substituted naphthyl, heteroaryl and substituted heteroaryl, wherein said heteroaryl and said substituted heteroaryl contain 1-3 heteroatoms, wherein said heteroatom is independently selected from the group consisting of nitrogen, oxygen and sulfur.

[0428] Compounds of Genus D4 may be synthesized by any conventional reactions known in the art. Examples of syntheses include the following reactions, designated Synthetic Schemes 33 and 34:

Synthetic Scheme 33



Synthetic Scheme 34

*Synthesis of the Compounds of Genus D4*

[0429] Synthetic Schemes 33 and 34 show methods that can be used to prepare the compounds of Genus D4. One skilled in the art will appreciate that a number of different synthetic reaction schemes may be used to synthesize the compounds of Genus D4. Further, one skilled in the art will understand that a number of different solvents,

coupling agents and reaction conditions can be used in the syntheses reactions to yield comparable results.

[0430] One skilled in the art will appreciate variations in the sequence and further, will recognize variations in the appropriate reaction conditions from the analogous reactions shown or otherwise known which may be appropriately used in the processes above to make the compounds of Synthetic Schemes 33 and 34.

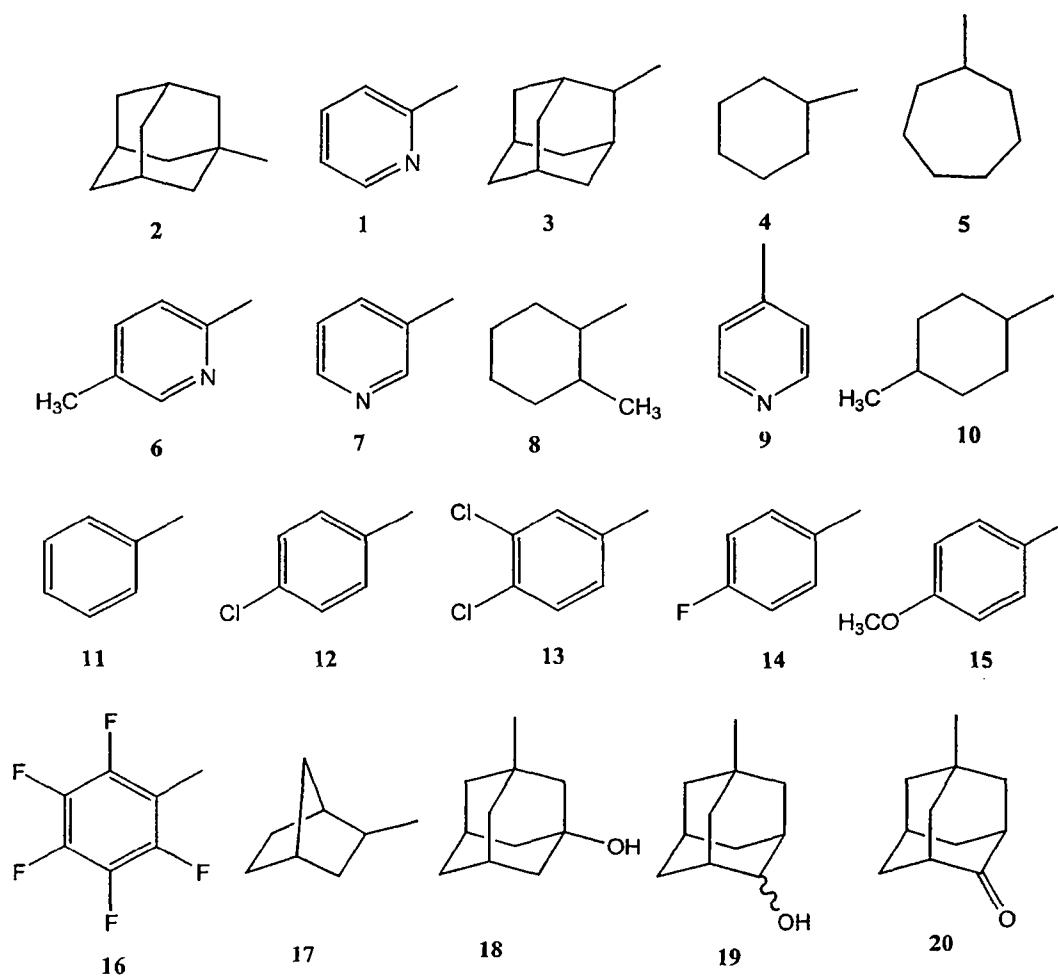
[0431] In the processes described herein for the preparation of the compounds of Synthetic Schemes 33 and 34 of the preferred embodiments, the requirements for protective groups are generally well recognized by one skilled in the art of organic chemistry, and accordingly the use of appropriate protecting groups is necessarily implied by the processes of the schemes herein, although such groups may not be expressly illustrated. Introduction and removal of such suitable protecting groups are well known in the art of organic chemistry; see for example, T.W. Greene, "Protective Groups in Organic Synthesis", Wiley (New York), 1981.

[0432] The products of the reactions described herein are isolated by conventional means such as extraction, distillation, chromatography, and the like.

[0433] Starting materials not described herein are available commercially, are known, or can be prepared by methods known in the art.

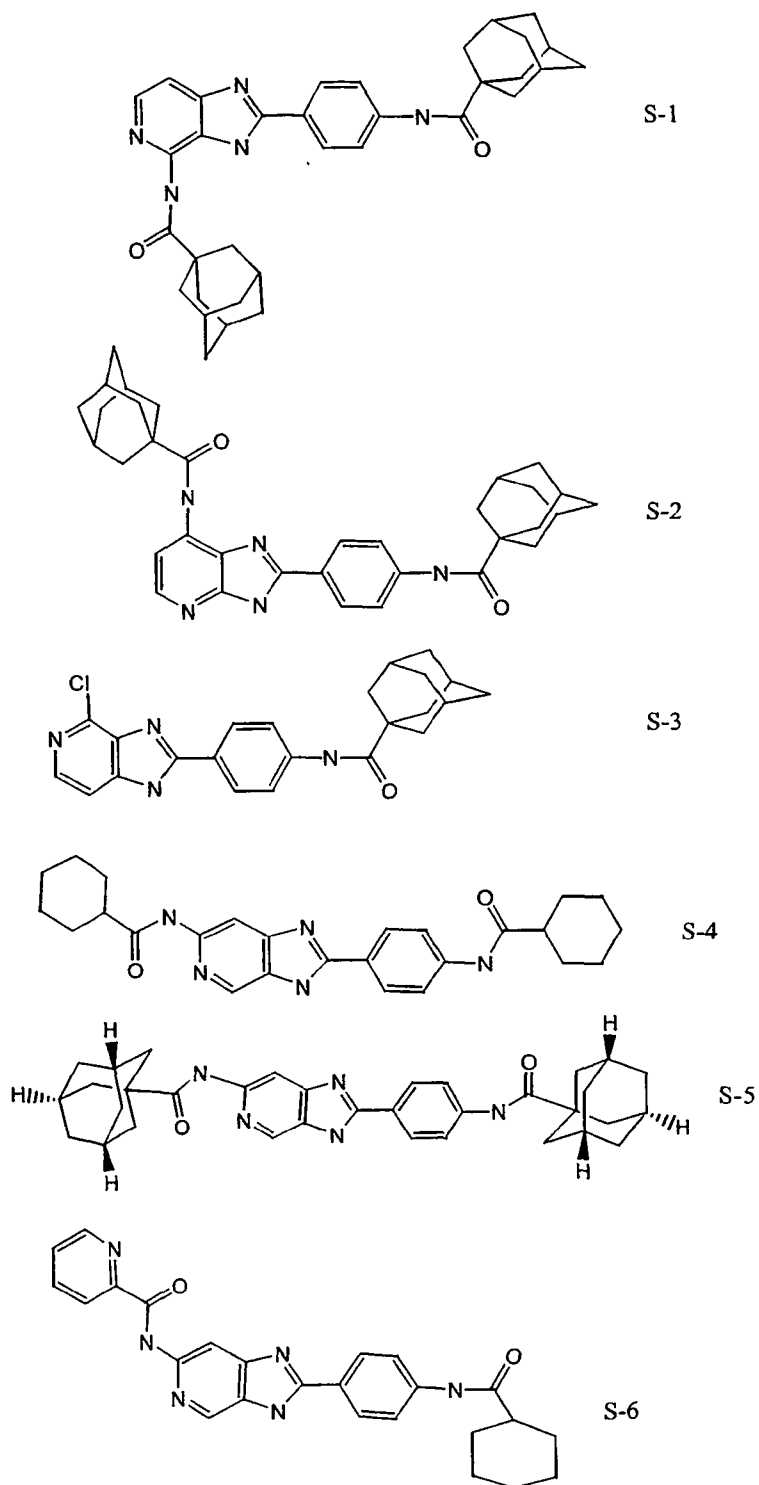
[0434] The salts of the compounds of Synthetic Schemes 33 and 34 described above are prepared by reacting the appropriate base or acid with a stoichiometric equivalent of the compounds of Synthetic Schemes 33 and 34.

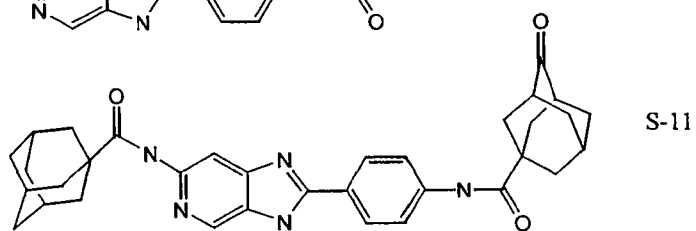
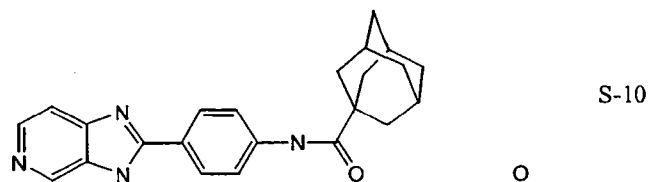
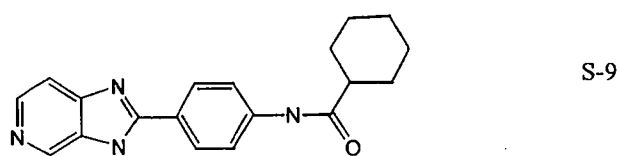
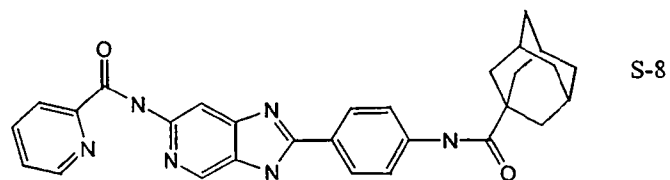
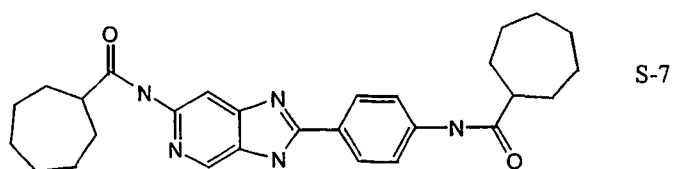
[0435] Preferred embodiments include species in which R_1 and R_2 are aliphatic groups. In Supragenera A-D, preferred substituents for R_1 and R_2 are independently selected from the following:

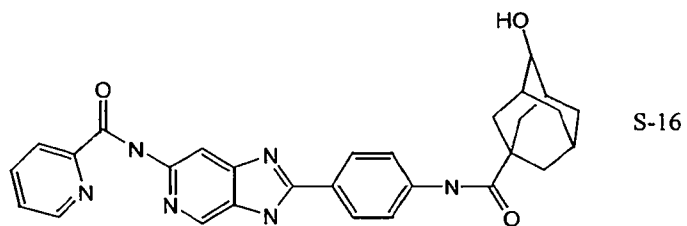
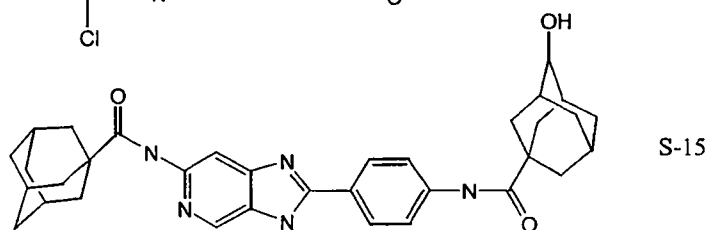
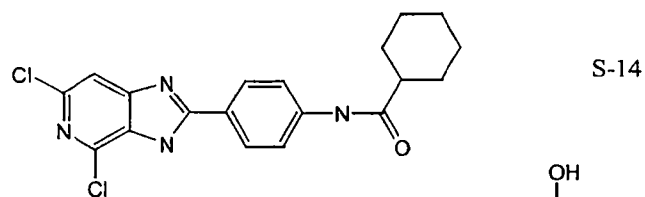
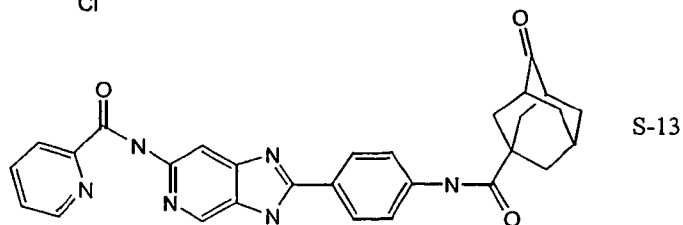
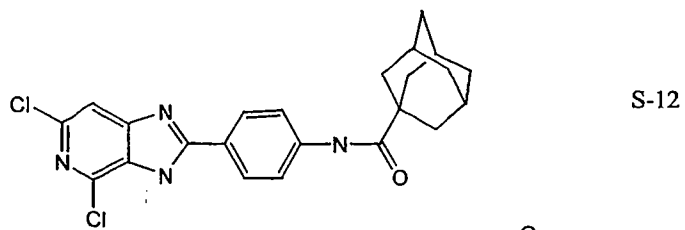


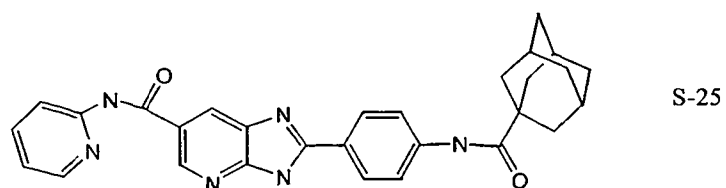
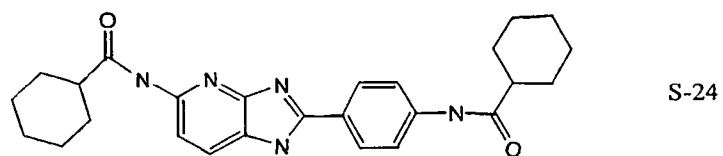
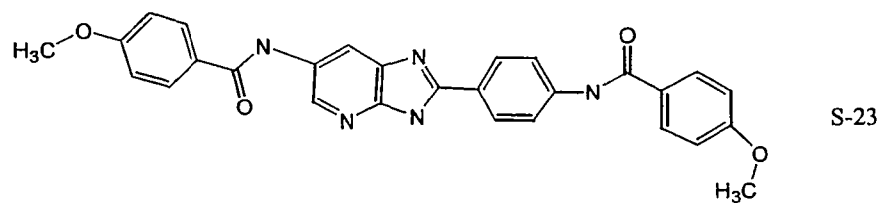
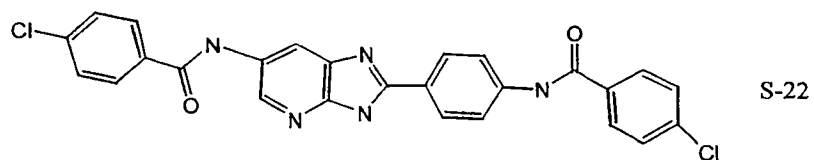
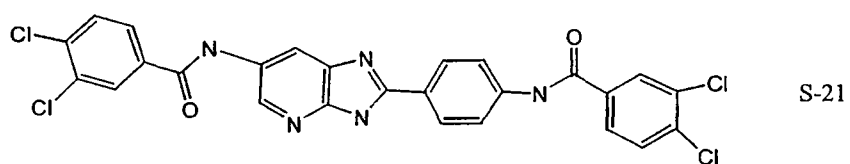
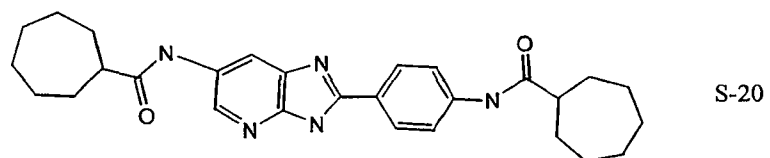
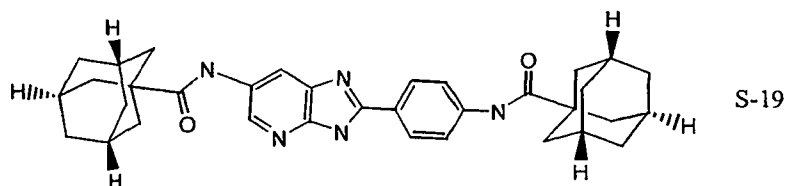
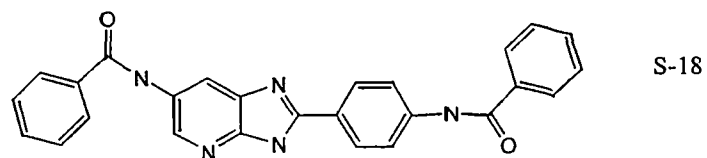
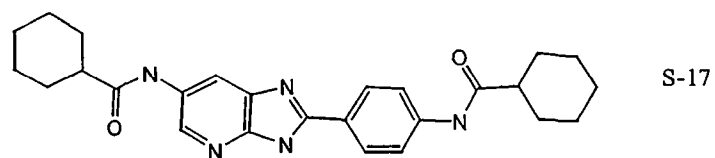
[0436] More preferably, substituents for R_1 and R_2 are selected from substituents 1-5 and 13.

[0437] The following specific compounds were synthesized and found to be active in in vivo and ex vivo assays. They are encompassed within Supragenera A and D:



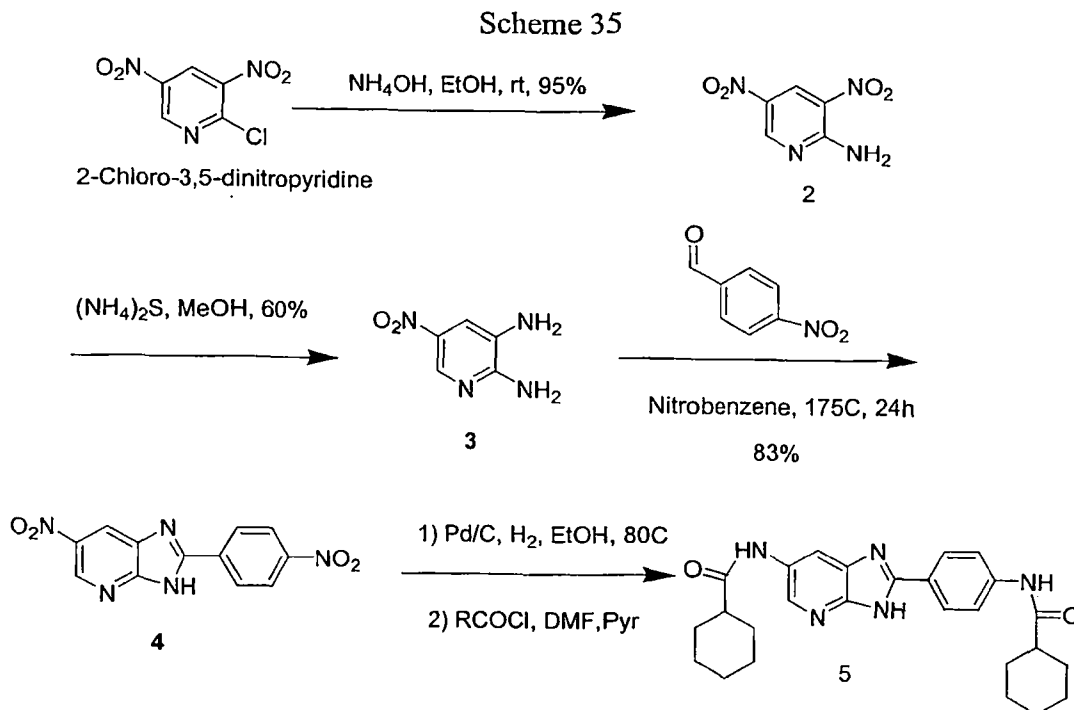






Preferred compounds include S-4 to S-8, S-11, S-13, S-15 to S-17, S-19 to S-21, and S-24 to S-25. A particular compound of the preferred embodiments is S-7.

EXAMPLE 1
Synthesis of Preferred Embodiments



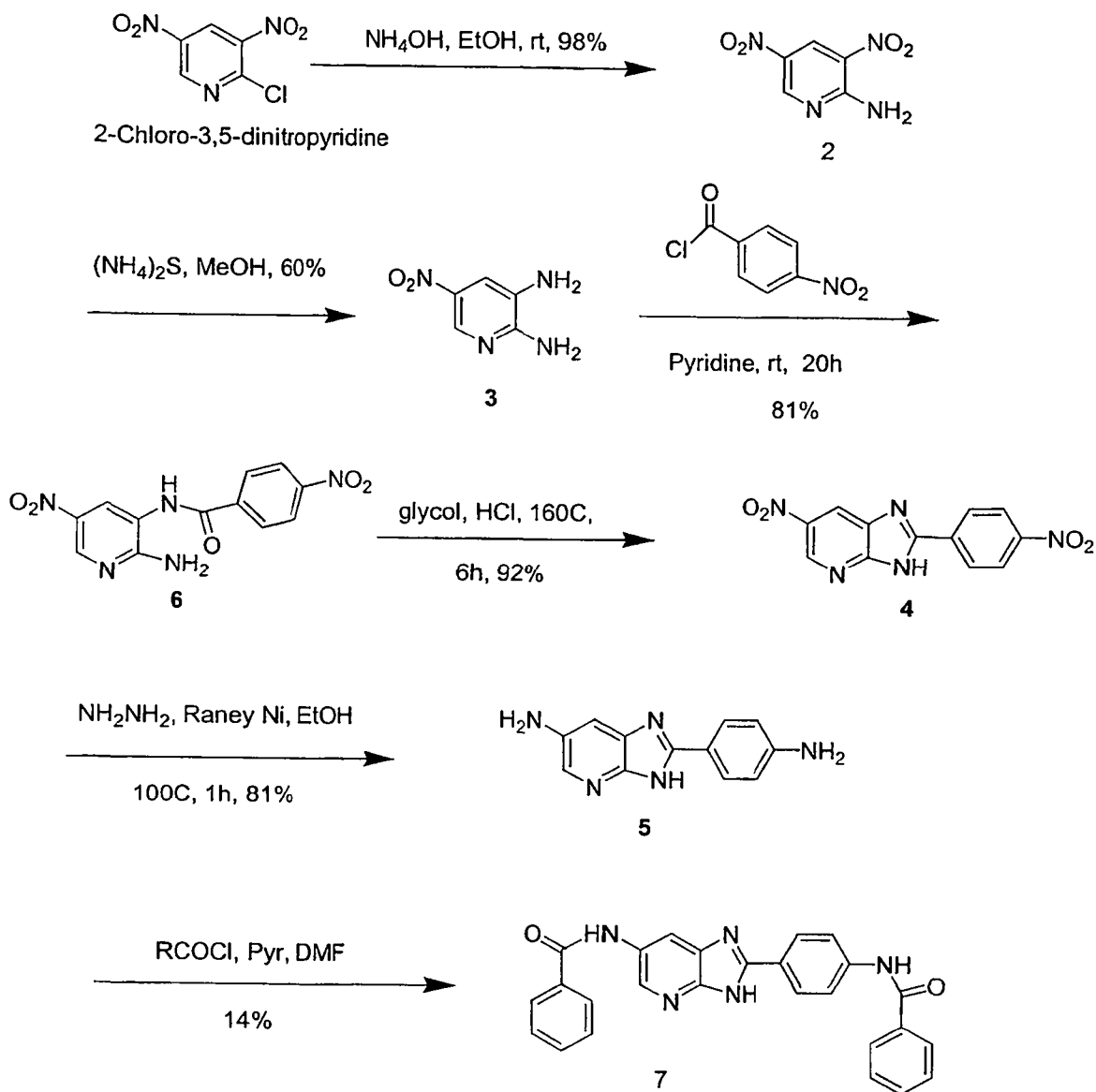
[0438] **2-Amino-3,5-dinitropyridine (2).** 2-Chloro-3,5-dinitropyridine (2g, 9.83 mmol) was suspended in EtOH (15 mL) and NH_4OH (28% aq., 6 mL) was added dropwise over 20 minutes with stirring at room temperature. The mixture was stirred for an additional 20 minutes at room temperature and then cooled to 0°C in an ice bath. The resulting yellow solid was collected by filtration and dried in vacuo at 80°C to yield 1.745 g (9.5 mmol, 97%) of yellow solid. ^1H NMR (500 MHz, DMSO-d_6) δ 8.69 (br s, 1H), 8.96 (d, $J=2.83$ Hz, 1H), 9.17 (d, $J=2.06$ Hz, 1H), 9.26 (br s, 1H). EIMS M^{+1} 185.6.

[0439] **2,3-Diamino-5-nitropyridine (3).** To a stirred suspension of 2-Amino-3,5-dinitropyridine (2) (1.62g, 8.8 mmol) in MeOH (75 mL) was added an aqueous solution of $(\text{NH}_4)_2\text{S}$ (20%, 15 mL, 44 mmol) dropwise at room temperature over 20 minutes. The mixture was stirred for an additional 30 minutes at room temperature and then heated at reflux for 30 minutes. The solution was cooled to room temperature and the solid collected by filtration, rinsed with cold MeOH (2x20 mL), and dried in vacuo at room temperature to give 3 as a red solid (0.812 g, 5.27 mmol, 60%). ^1H NMR (500 MHz, DMSO-d_6) δ 5.31 (s, 2H), 6.98 (s, 2H), 7.35 (d, $J=2.55$ Hz, 1H), 8.28 (d, $J=2.91$ Hz, 1H). EIMS M^{+1} 155.1.

[0440] **6-Nitro-2-(4-nitrophenyl)-3*H*-imidazo [4,5]pyridine (4).** To a stirred solution of 2,3-diamino-5-nitropyridine (**3**) (400 mg, 2.6 mmol) in nitrobenzene (50 mL) was added 4-nitrobenzaldehyde (393 mg, 2.6 mmol) and the mixture heated at 175°C for 24h. The solvent was removed by distillation under reduced pressure and the resulting orange solid collected by filtration using CH₃CN. The filter cake was washed with ether and air dried to give **4** as an orange solid (0.614 g, 2.1 mmol, 83%) that was used as is without further purification. ¹H NMR (500 MHz, DMSO-d₆) δ14.58 (br s, 1H), 9.28 (apparent d, 1H), 8.88 (br s, 1H), 8.51 (d, *J*=8.39Hz, 2H), 8.45 (d, *J*=8.28Hz, 2H). EIMS M⁻¹ 284.3. Rf=0.55(silica, 19:1 DCM/MeOH)

[0441] ***N*-[2-(4-Cyclohexylaminophenyl)-3*H*-imidazo[4,5-*b*]pyridin-6-yl]-cyclohexylamide (5).** To a stirred suspension of 6-Nitro-2-(4-nitrophenyl)-3*H*-imidazo [4,5]pyridine (**4**) (101 mg, 0.353 mmol) in EtOH (10 mL) in an argon purged flask fitted with a condenser was added Pd/C (10% Pd on carbon, 20 mg) and the apparatus evacuated and purged with H₂ gas. The mixture was heated at 80°C under an atmosphere of H₂ for 3h then filtered warm through a pad of celite. The filtrate was evaporated under reduced pressure to give a green oil (88 mg, 0.35 mmol) that was used as is without analysis due to rapid oxidation. The green oil was dissolved in dry DMF (5ml) and pyridine (10eq, 0.3g, 3.8mmol, 0.31mL) and cyclohexanecarbonylchloride (2.2eq, 0.836 mmol, 122.6 mg, 112 μL) added via syringe and the mixture stirred at room temperature for 15h. To this solution was added H₂O (50mL) and the mixture stirred for 15 minutes. The resulting solid was collected by filtration and purified by flash chromatography over silica using CH₂Cl₂/MeOH. Crystallization provided **5** as a white solid (28mg, 0.063 mmol, 17%) ¹H NMR (500 MHz, DMSO-d₆) δ13.06 (apparent d, 1H), 10.00 (m, 2H), 8.33 (m, 2H), 8.12 (d, *J*=8.7Hz, 2H), 8.06 (d, *J*=8.7Hz, 2H), 7.78 (m, 2H), 2.37 (m, 2H), 1.79 (m, 7H), 1.66 (m, 2H), 1.44 (m, 4H), 1.28 (m, 6H). TLC Rf=0.35 (silica, 19:1 DCM/MeOH). EIMS *m/z* M⁺¹ 446.4. Anal. (C₂₆H₃₁N₅O₂+0.19CH₃OH+0.0002H₂O)

Scheme 36



[0442] 2-Amino-3,5-dinitropyridine (2). 2-Chloro-3,5-dinitropyridine (5.38, 26.4 mmol) was suspended in EtOH (75 mL) and NH_4OH (28% aq., 30 mL) was added dropwise over 25 minutes with stirring at room temperature. The mixture was stirred for an additional 20 minutes at room temperature and then cooled to 0°C in an ice bath. The resulting yellow solid was collected by filtration and dried in vacuo at 80°C to yield 4.42 g (26 mmol, 98%) of yellow solid. ^1H NMR (500 MHz, $\text{DMSO}-d_6$) δ 8.69 (br s, 1H), 8.96 (d, $J=2.83$ Hz, 1H), 9.17 (d, $J=2.06$ Hz, 1H), 9.26 (br s, 1H). EIMS M^{+1} 185.6.

[0443] 2,3-Diamino-5-nitropyridine (3). To a stirred suspension of 2-Amino-3,5-dinitropyridine (2) (2g, 10.8 mmol) in MeOH (75 mL) was added an aqueous solution

of $(\text{NH}_4)_2\text{S}$ (20%, 19 mL) dropwise at room temperature over 20 minutes. The mixture was stirred for an additional 30 minutes at room temperature and then heated at reflux for 30 minutes. The solution was cooled to room temperature and the solid collected by filtration, rinsed with cold MeOH (2x20 mL), and dried in vacuo at room temperature to give **3** as a red solid (1.31 g, 8.5 mmol, 79%). ^1H NMR (500 MHz, DMSO- d_6) δ 5.31 (s, 2H), 6.98 (s, 2H), 7.35 (d, $J=2.55$ Hz, 1H), 8.28 (d, $J=2.91$ Hz, 1H). EIMS M^{+1} 155.1.

[0444] ***N*-(2-Amino-5-nitropyridin-3-yl)-4-nitrobenzamide (6).** To a solution of 2,3-Diamino-5-nitropyridine (**3**) in dry pyridine (85mL) was added 4-nitrobenzoylchloride (0.875g, 4.7mmol) and the mixture was stirred at room temperature for 20h. The mixture was then poured into H_2O (250mL) and stirred for 30 minutes. The resulting yellow solid was collected by filtration and rinsed with H_2O until no pyridine remained. The solid was dried in vacuo at 80 C to give **6** as a yellow solid (1.15g, 3.8mmol, 81%). ^1H NMR (500 MHz, DMSO- d_6) δ 10.12 (br s, 1H), 8.83 (d, $J=2.55$ Hz, 1H), 8.84 (d, $J=8.5$ Hz, 2H), 8.35 (d, $J=2.45$ Hz, 2H), 8.24 (d, $J=8.7$ Hz, 2H), 7.62 (br s, 2H). EIMS M^{+1} 302.3.

[0445] **6-Nitro-2-(4-nitrophenyl)-3*H*-imidazo [4,5-*b*]pyridine (4).** To a stirred suspension of *N*-(2-Amino-5-nitropyridin-3-yl)-4-nitrobenzamide (**6**) (1.15g, 3.8mmol) in ethylene glycol (75mL) was added HCl (Conc., 3 drops) and the mixture heated at 160°C for 6h. The solution was cooled to room temperature and poured into H_2O (200mL) and the resulting solid collected by filtration, rinsed with H_2O , and dried in vacuo at 80°C to give **4** as a pale yellow solid (1g, 3.5mmol, 92%). ^1H NMR (500 MHz, DMSO- d_6) δ 14.58 (br s, 1H), 9.28 (apparent d, 1H), 8.88 (br s, 1H), 8.51 (d, $J=8.39$ Hz, 2H), 8.45 (d, $J=8.28$ Hz, 2H). EIMS M^{+1} 284.3. Rf=0.55(silica, 19:1 DCM/MeOH)

[0446] **6-Amino-2-(4-Aminophenyl)-3*H*-imidazo [4,5-*b*]pyridine (5).** To a stirred suspension of 6-Nitro-2-(4-nitrophenyl)-3*H*-imidazo [4,5-*b*]pyridine (**4**) (0.5g, 1.75mmol) in EtOH (40 mL) was added Raney Ni° (1g, slurry in H_2O) followed by hydrazine hydrate (2 mL) dropwise over 5 minutes. The reaction mixture was stirred at room temperature until the reaction subsided and was then heated at 100°C for 1h. The hot solution was filtered through celite and the filtrate concentrated under reduced pressure. Water was added to the residue resulting in the formation of an off white solid that was collected by filtration, rinsed with H_2O and air dried. The solid was then dried in vacuo at room temperature to give **5** as a light tan solid (0.318g, 1.4mmol, 81%) ^1H NMR (500

MHz, DMSO- d_6) δ 12.27 (apparent d, 1H), 7.77 (br s, 2H), 7.70 (br s, 1H) 6.97 (br s, 1H), 6.63 (d, $J=8.51$ Hz, 2H), 5.57 (br s, 2H), 4.97 (br s, 2H)

[0447] ***N*-[2-(4-Benzoylamidophenyl)-3*H*-imidazo[4,5-*b*]pyridin-6-yl]-benzylamide (7).** To a solution of 6-Amino-2-(4-Aminophenyl)-3*H*-imidazo [4,5-*b*]pyridine (5) (100mg, 0.444mmol) in dry DMF (15mL) was added pyridine (10eq, 179 μ L) and molecular sieves. Benzoyl Chloride (2.2eq, 1.0mmol, 141mg, 116 μ L) was added and the mixture stirred overnight. The mixture was poured into H₂O (150mL) and the solid collected by filtration. The resulting filter cake was dissolved in hot THF (25mL) and filtered to remove the sieves. The filtrate was concentrated under reduced pressure and the residue crystallized from CH₂Cl₂/MeOH/THF to give 7 as a white solid (26.8mg, 0.062mmol, 14%). ¹H NMR (500 MHz, DMSO- d_6) δ 13.22 (apparent d, $J=210.95$ Hz, 1H), 10.48 (m, 1H), 8.63 (dd, $J=15.4$ Hz, 1.5Hz, 1H), 8.47 (apparent d, $J=46.47$ Hz, 1H), 8.23 (d, $J=8.58$ Hz, 1H), 8.18 (d, $J=8.36$ Hz, 1H), 8.00 (m, 6H), 7.60 (m, 6H). EIMS M^{+1} 434.4. Rf=0.50(silica, 10:1 DCM/MeOH) Anal. C₂₆H₁₉O₂N₅+2.734 H₂O

[0448] The following compounds were synthesized in a similar fashion starting with (5):

[0449] ***N*-[2-(4-adamantylaminophenyl)-3*H*-imidazo[4,5-*b*]pyridin-6-yl]-adamantylamide.** A white solid (20mg, 0.036 mmol, 9%). Mp: 400 C dec. ¹H NMR (500 MHz, DMSO- d_6) δ 13.05 (apparent d, 1H), 9.31 (m, 2H), 8.48 (apparent d, 2H), 8.33 (apparent d, 2H), 8.33 (s, 1H), 8.23 (s, 1H), 8.11 (dd, $J=8.15$ Hz, 23.4Hz 2H), 7.87(m, 2H), 2.04 (m, 8H), 1.95 (m, 6H), 1.73 (m, 7H). TLC Rf=0.35 (silica, 19:1 DCM/MeOH). EIMS m/z M^{+1} 550.8. Anal. (C₃₄H₃₉N₅O₂+1.5H₂O+0.2CH₃OH)

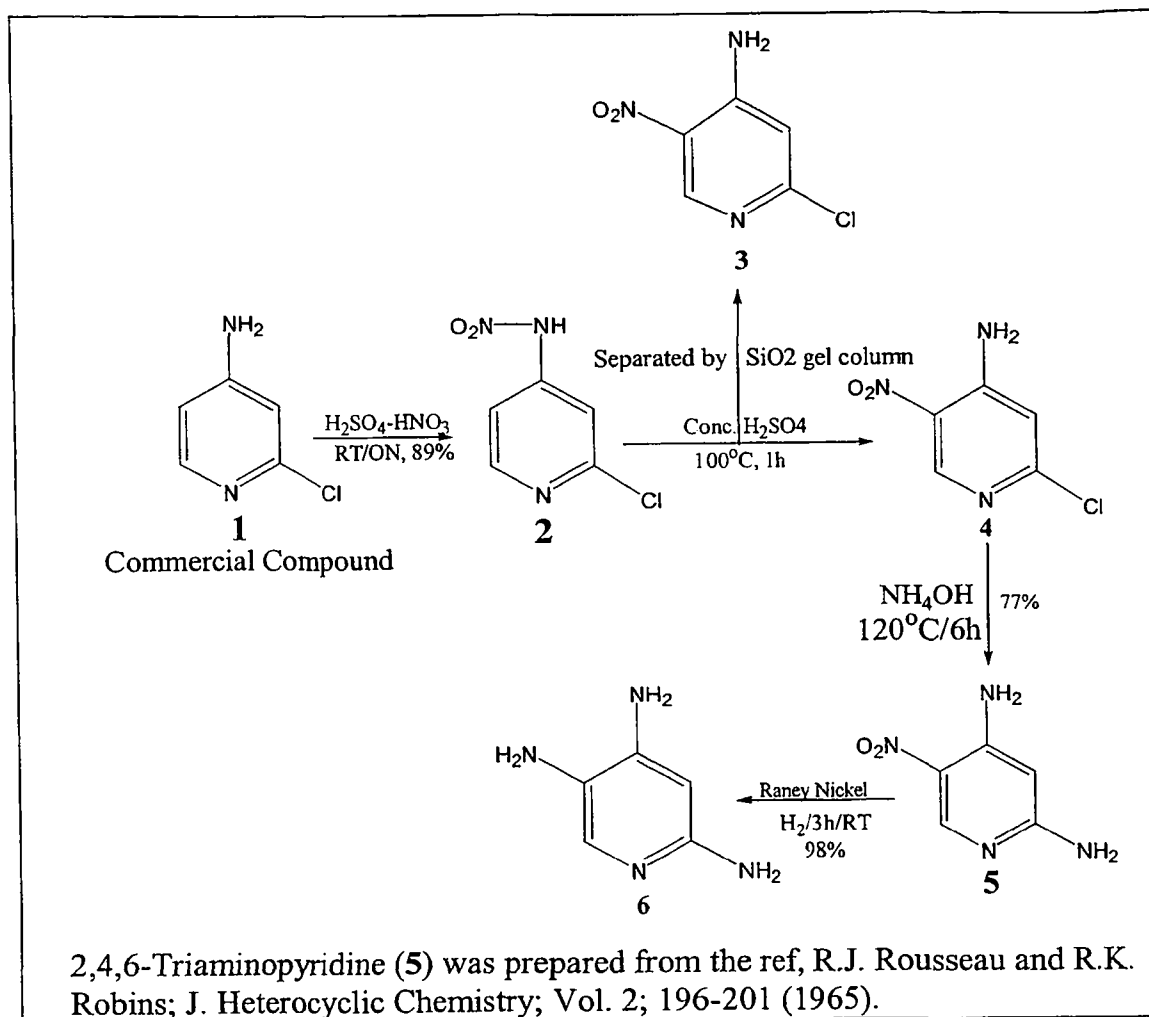
[0450] ***N*-[2-(4-cycloheptyllaminophenyl)-3*H*-imidazo[4,5-*b*]pyridin-6-yl]-cycloheptylamide.** A white solid (100mg, 0.212 mmol, 48%). Mp: 374 C dec. ¹H NMR (500 MHz, DMSO- d_6) δ 13.06 (apparent d, 1H), 9.98 (apparent d, 2H), 8.38 (m, 2H), 8.27 (s, 1H), 8.12 (dd, $J=8.3$ Hz, 25.8Hz, 4H), 7.77 (t, 4H), 1.95-1.4 (series of m 22H). TLC Rf=0.35 (silica, 19:1 DCM/MeOH). EIMS m/z M^{+1} 474.6. Anal. (C₂₈H₃₅N₅O₂+0.27H₂O)

[0451] ***N*-[2-(4-(3,4-dichlorophenyl)amino-phenyl)-3*H*-imidazo[4,5-*b*]pyridin-6-yl]-3,4-dichloro-benzamide.** An off white solid (150 mg, 0.26 mmol, 65%). Mp: 372-374C dec. ¹H NMR (500 MHz, DMSO- d_6) δ 13.29 (apparent d, 2H), 10.64 (apparent d, 2H), 8.63 (m, 1H), 8.46 (m, 1H), 8.29 (m, 4H), 8.24 (m, 1H), 8.00 (m 5H), 7.88 (m, 3H), EIMS m/z M^{+1} 571.3. Anal. (C₂₆H₁₅Cl₄N₅O₂+2.05H₂O+0.1DMF)

[0452] N-[2-(4-(4-chlorophenyl)amino-phenyl)-3H-imidazo[4,5-b]pyridin-6-yl]-(4-chlorophenyl)-benzamide. A white solid (42 mg, 0.084 mmol, 19%). Mp: >400C dec. ¹H NMR (500 MHz, DMSO-d₆) δ13.24 (apparent d, 2H), 10.54 (m, 2H), 8.62 (m, 2H), 8.44 (apparent d, 2H), 8.20 (dd, *J*=8.7Hz, 24.8Hz, 4H), 8.02 (m, 6H), 8.03 (d, *J*=8.45Hz 4H), EIMS *m/z* M⁺ 502.8. Anal. (C₂₆H₁₇Cl₂N₅O₂+0.385H₂O+0.01DMF)

[0453] N-[2-(4-(4-methoxyphenyl)amino-phenyl)-3H-imidazo[4,5-b]pyridin-6-yl]-(4-methoxyphenyl)-benzamide. A white solid (118 mg, 0.24 mmol, 54%). Mp: 332 C dec. ¹H NMR (500 MHz, DMSO-d₆) δ13.17 (apparent d, 2H), 10.30 (apparent d, 4H), 8.61 (d, *J*=15Hz, 2H), 8.44 (apparent d, 2H), 8.18 (dd, *J*=8.25Hz, 24.65Hz, 4H), 8.00 (m, 6H), 7.08 (d, 4H), 3.86 (s, 3H), EIMS *m/z* M⁺ 494.6. Anal. (C₂₈H₂₃Cl₂N₅O₄+0.29H₂O+0.1DMF)

Scheme 37



[0454] **2 Chloro-4-aminopyridine (1):** was obtained from a commercial source.

[0455] **2-Chloro-4-nitraaminopyridine (2):** 2-Chloro-4 amino pyridine 1 (15g) was added slowly to conc. H_2SO_4 (30 ml) at 0°C . Then a mix of conc. H_2SO_4 and fuming nitric acid (12 ml+12 ml) was added slowly over a period of 40 min. The reaction mixture was stirred at room temperature overnight and poured onto crushed ice and treated with 28% NH_4OH until pH 3.0. The yellowish solid was filtered and washed with cold water and air dried (**2**, 17.6g, 89%) ^1H NMR (DMSO-d_6 , 500 MHz): δ 8.40 (1H, d, $J=5.5$ Hz); 7.52 (1H, brs), 7.39 (1H, dd, $J=5.5$ and 1.6 Hz); EIMS m/z : 196 ($\text{M}+\text{Na}^+$) and 173 (M^+).

[0456] **4-Amino-2 chloro-3-nitropyridine (3) and 4-amino-2-chloro-5-nitropyridine (4):** Finely ground 2-chloro-4-nitramine **2** (12.5g) was carefully dissolved in

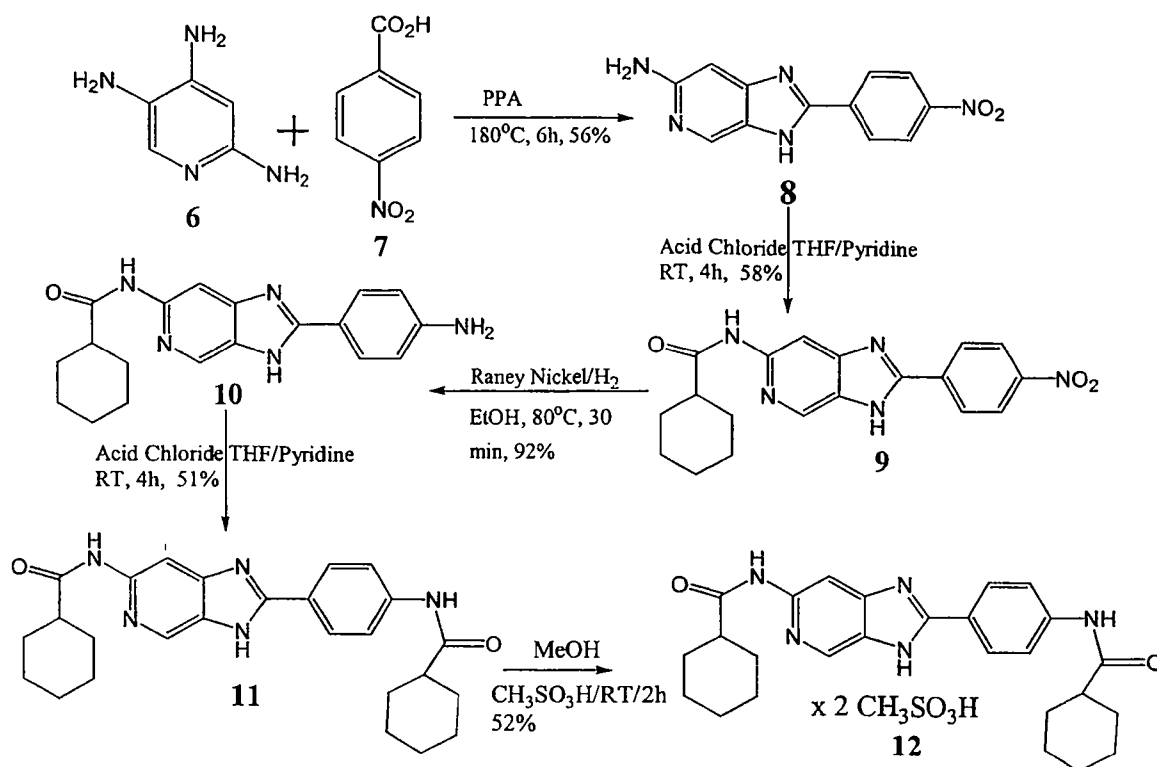
conc. H_2SO_4 (100ml) and heated at 100°C for 1h. After the solution had cooled to room temperature it was poured onto crushed ice (0.300g) and treated with 28% NH_4OH until pH 3. The temperature was kept below 20°C with an acetone-dry ice bath. The yellow solid was filtered and washed with cold ice water and air dried (11g, 89%). The dried product was boiled with C_6H_6 (0.500 L) with continuous stirring. The solution was cooled to RT for 5 h and filtered the yellow solid major isomer **3** (6.0g, 55%). ^1H NMR (DMSO-d_6 ; 500 MHz): δ 7.89 (1H, d, $J=6.10$ Hz), 7.33 (1H, brs); 6.82 (1H, d, $J=6.10$ Hz), EIMS: 172.9 (M^+).

[0457] The mother liquor was purified on SiO_2 gel column (30 g) by elution with (Toluene-EtOAc, (85:15)) affording the desired minor isomer **4** (1.0g, 9%). ^1H NMR (DMSO-d_6 ; 500 MHz): δ 8.83 (1H, s), 8.10 (1H, brs), 6.95 (1H, s); EIMS m/z : 174.8 (M^+), 172.8 (M^+).

[0458] **2,4-Diamino-5-nitropyridine (5)**: A solution of 4-amino-2-chloro-5-nitropyridine (**4**) (1.0g, 5.76 mmol) in 50 ml 28% NH_4OH was heated in a sealed tube at 120°C for overnight. After cooling the reaction mixture to room temperature afforded orange red solid **5** (0.770g, 77%). ^1H NMR (DMSO-d_6 , 500 MHz): δ 8.66 (1H, s), 7.35 (1H, br s), 6.73 (1H, brs), 5.67 (1H, s); EIMS m/z : 155.2 (M^+), 153.2 (M^+)

[0459] **2,4,5-Triaminopyridine (6)**: A solution of **5** (0.540g, 3.5 mmol) in EtOH (50 ml) and Raney Nickel (0.600 ml) was stirred under H_2 atmosphere for 3h at room temperature. The product was freed from catalyst by filtration through celite to give **6** (0.428 g, 98%); ^1H NMR (DMSO-d_6 , 500 MHz): δ 7.11 (1H, s), 5.65 (1H, s) 5.12 (2H, brs), 4.64 (2H, brs) 3.34 (2H, brs); EIMS m/z : 125 (M^+) and used as is in the next step.

Scheme 38



[0460] **2-(4-Nitro-phenyl)-3H-imidazo[4,5-c] pyridine-6-ylamine (8):** 2,4,5 Triaminopyridine (**6**, 0.660g, 5.32 mmol), p-nitro benzoic acid (**7**, 0.888 mg 5.32 mmol) was taken in PPA (30g) and heated at 180°C for 7h. The reaction mixture was cooled to room temperature and poured on to crushed ice. The excess PPA was neutralized carefully by addition of solid K₂CO₃ portion wise (caution) till effervescence ceased. The brownish green precipitate was filtered and washed with water and dried. The solid was taken in (CH₂Cl₂: MeOH: THF: NH₄OH 50:30:17:3) mixture and filtered (repeated the process 3-4 times). The solvents were removed and the nitro amine precipitated with EtOAc to give **8** (0.575g, 56%). ¹H NMR (DMSO-d₆; 500 MHz): 8.11.10 (1H, brs), 8.77 (1H, s), 8.45-8.25 (4H m), 6.50 (1H, s), 5.67 (2H, brs); EIMS m/z: 256.4 (M⁺) and 290 (M+Cl⁻);

[0461] **Cyclohexanecarboxylic acid [2-(4-nitro-phenyl)-3H-imidazo[4,5-c] pyridine-6-yl]-amide (9):** To a stirring solution of **8** (0.116g, 0.45 mmol) in dry THF and Pyridine (10 ml/0.300ml), cyclohexanecarbonyl chloride (0.100 ml, 0.68 mmol) was added and stirred at room temperature for 4h. The reaction was quenched by the addition of water and the yellow solid was filtered, air-dried and dissolved in EtOAc and passed through a bed of SiO₂ gel. Elution with EtOAc afforded the desired product **9** (0.095g, 58%). ¹H

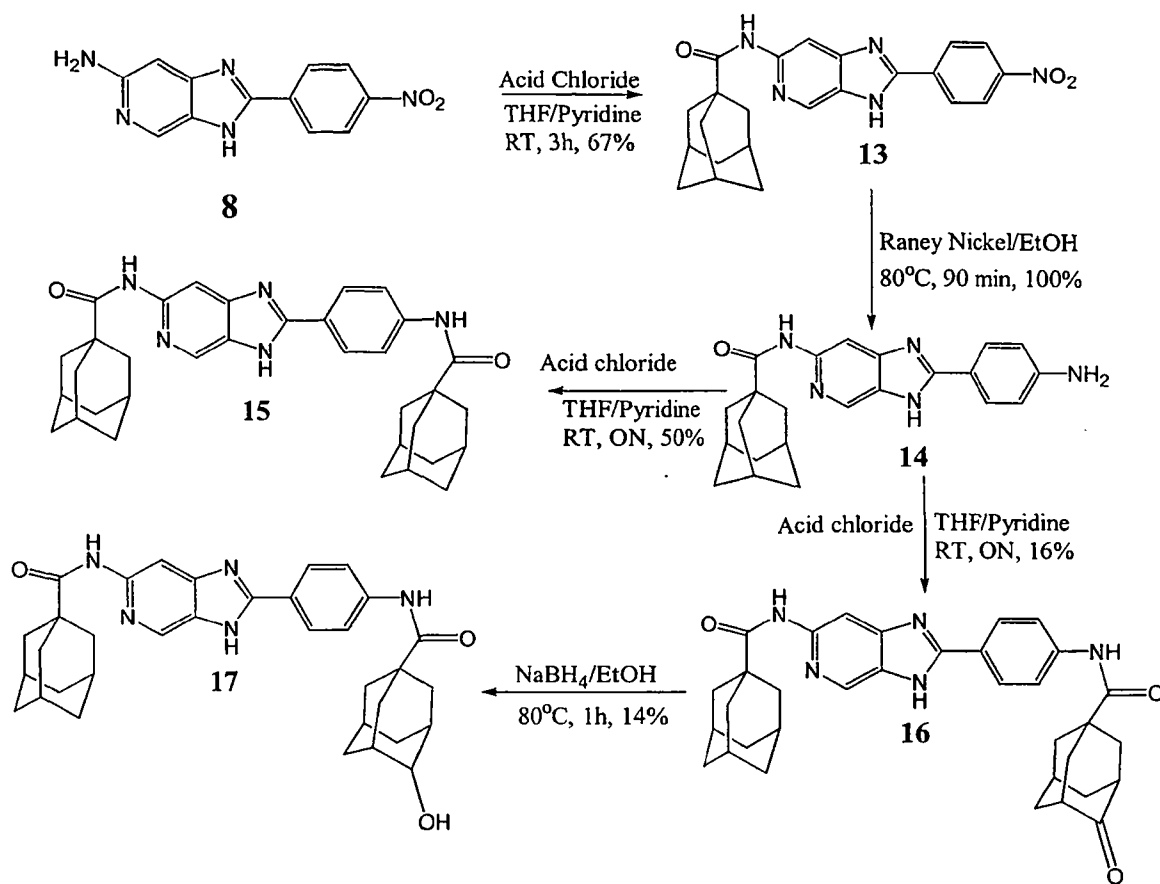
NMR (DMSO- d_6 , 500 MHz): δ 13.49 (1H, s), 10.38 (1H, s, NH), 8.76 (1H, s), 8.41 (4H, dd, $J=15$ and 5 Hz); 8.34 (1H, s), 2.53 (1H, m), 1.80-1.20 (10, m); MS m/z : 366 (M^{+1}), 364 (M^{+1}). The product was used for the next step.

[0462] Cyclohexanecarboxylic acid [2-(4-amino-phenyl)-3H-imidazo[4,5-c]pyridine-6-yl]-amide (10). A solution of **9** (0.095g, 0.26 mmol) in EtOH (10 ml) was stirred with Raney Nickel (0.300 ml) under Hydrogen atmosphere at 80°C for 30 min. TLC showed no starting material, product was freed from catalyst by filtration through celite to yield amine **10** (0.080g, 92%) that was used as is for next step.

[0463] Cyclohexanecarboxylic acid [2-(4-cyclohexanecarbonyl-phenyl)-3H-imidazo[4,5-c]pyridine-6-yl]-amide (11): To a stirring solution of **10** (0.080g, 0.24 mmol) in dry THF/Pyridine (10 ml/0.300 ml) cyclohexane carbonyl chloride (0.060 ml, 0.38 mmol) was added and stirred at room temperature for 4h. The reaction mixture was quenched with water and stirred for 30 min. The yellow solid was filtered, dried, and purified through a bed of SiO₂ gel. Elution with ethyl acetate afforded the desired product **11** as light yellow solid 0.055g (51%). Mp. 235°C; ¹H NMR (DMSO- d_6 ; 500 MHz): δ 12.99 (1H, brs, NH), 10.27 (1H, brs, NH), 10.07 (1H, brs, NH), 8.61 (1H, brs), 8.27 (1H, brs), 8.07 (2H, d, $J=8.0$ Hz), 7.79 (2H, d, $J=9.0$ Hz); 2.52 (1H, m), 2.36 (1H, m), 1.83-1.17 (20 H, m); EIMS m/z : 446.5 (M^{+1}) 444.6 (M^{+1}); Anal. (C₂₆H₃₁N₅O₂·0.91 H₂O) C, H, N

[0464] Cyclohexanecarboxylic acid [2-(4-cyclohexanecarbonyl-phenyl)-3H-imidazo[4,5-c]pyridine-6-yl]-amide dimethane sulfonamide salt (12): To a solution of **11** (0.100g, 0.225 mmol) in MeOH (5 ml), methanesulfonic acid (0.050ml) was added and stirred at room temperature for 2h. The solvents were removed under reduced pressure and acetone and ether were added. The solid was collected by filtration to give the product **12** (0.075g, 52%). M.p. 258-268°C, ¹H NMR (DMSO- d_6 , 500 MHz): δ 11.49 (1H, brs, NH), 10.25 (1H, brs, NH), 8.79 (1H, s), 8.165 (2H, d, $J=9.0$ Hz), 7.87 (2H, d, $J=9.0$ Hz), 8.78 (1H, s), 2.40 (6H, s), 2.37 (2H, m), 1.91-1.20 (20 H, m); EIMS m/z : 541.1 ($M+CH_3SO_3H$), 446.5 (M^{+1}); Anal. (C₂₈H₃₉N₅O₈S₂ x 2.20 H₂O) C, H, N, S

Scheme 39



[0465] Adamantane carboxylic acid [2-(4-nitro-phenyl)-3H-imidazo[4,5-c]pyridine-6-yl]-amide (13): To a stirring solution of nitro amine **8** (0.240g, 0.94 mmol) in dry THF-Pyridine (15 ml/0.400 ml), adamantane carbonyl chloride (0.280g, 1.41 mmol) was added and the mixture stirred at room temperature for 3h. The reaction was quenched by addition of water and the resulting yellow solid was filtered and passed through a SiO₂ gel using EtOAc as a eluent to give **13** (0.265g, 67%). ¹H NMR (DMSO-d₆, 500 MHz): δ 13.51 (1H, brs, NH), 9.60 (1H, brs, NH), 8.78 (1H, s), 8.45-8.40 (4H, m), 8.32 (1H, s), 2.00-1.60 (15 H, m); EIMS m/z: 418.5 (M⁺) and 416 (M⁻).

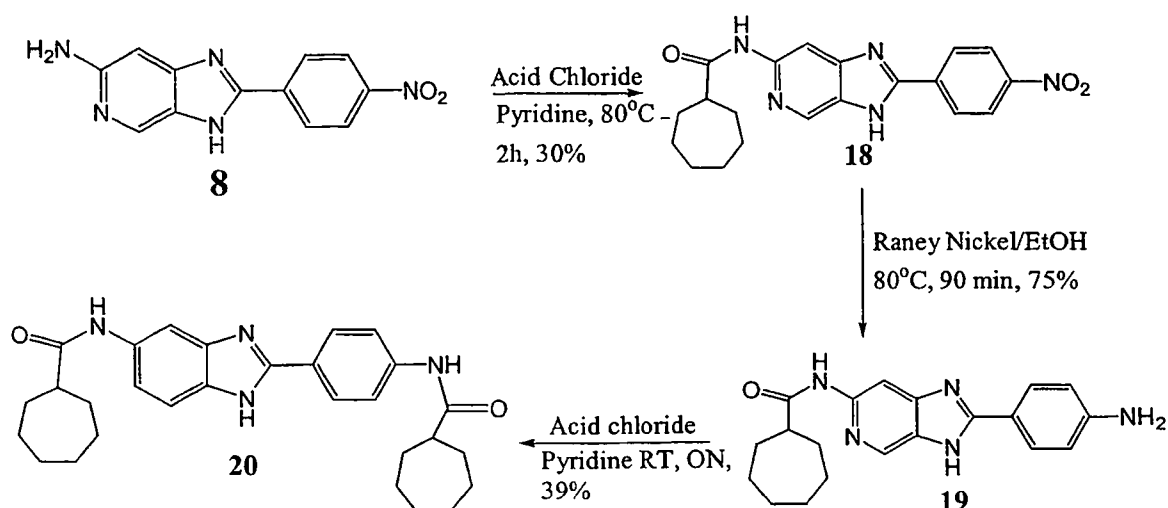
[0466] Adamantane carboxylic acid [2-(4-amino-phenyl)-3H-imidazo[4,5-c]pyridine-6-yl]-amide (14): A solution of **13** (0.200g, 0.48 mmol) and Raney Nickel (0.200 ml) in EtOH (10 ml) was stirred under H₂ atmosphere at 80°C for 90 min. TLC showed no starting material. The product was freed from catalyst by filtering through a celite pad and evaporated to dryness to afford the amine **14** (0.200g, 100%) used for the next step.

[0467] Adamantane-1-carboxylic acid [2-(4-adamantanecarbonyl-phenyl)-3H-imidazo[4,5-c] pyridine-6-yl]-amide (15): To a solution of amine **14** (0.200g, 0.50 mmol) in dry THF-Pyridine (10 ml/0.400ml), adamantane carbonyl chloride (0.150g, 0.75 mmol) was added and stirred at room temperature under argon overnight. The reaction was quenched with water and stirred at room temperature for 30 min. The yellow solid was filtered and passed through SiO₂ gel using CH₂Cl₂: MeOH (95:5) as a eluent that yielded the desired product **15** (0.150g, 50%). M.p. 265°C; ¹H NMR (DMSO-d₆, 500 MHz): δ 13.02 (1H, brs, NH), 9.48 (1H, brs, NH), 9.37 (1H, brs, NH), 8.64 (1H, s), 8.24 (1H, s), 8.08 (2H, d, J=5.0 Hz), 7.88 (2H, d, J=5.0 Hz), 2.03-1.60 (30 H, m). EIMS m/z: 449.6 (M⁺); Anal (C₃₄H₃₉N₅O₂·0.85 H₂O) C, H, N.

[0468] Adamantane-1-carboxylic acid [2-(4-(4-ketoadamantanecarbonyl-phenyl)-3H-imidazo[4,5-c] pyridine-6-yl)-amide (16): To a solution of amine **14** (0.110 g, 0.28 mmol) in dry pyridine (10 ml) at room temperature, 4-ketoadamantane carbonyl chloride (0.090g, 0.42 mmol) was added and stirred at room temperature under argon overnight. A usual work-up (as mentioned in **15**) afforded desired product **16** (0.025g, 16%). M.p. 250°C; ¹H NMR (DMSO-d₆, 500 MHz): δ 13.05 (1H, brs, NH), 9.56 (1H, brs, NH), 9.46 (1H, brs, NH), 8.26 (1H, brs), 8.24 (1H, brs), 8.11 (2H, d, J=10.0 Hz), 7.87 (2H, d, J=10.0 Hz), 2.20-1.80 (28 H, m); EIMS m/z: 564 (M⁺); Anal (C₃₄H₃₇N₅O₃·1.36 H₂O).

[0469] Adamantane-1-carboxylic acid [2-(4-(4-hydroxyadamantanecarbonyl-phenyl)-3H-imidazo[4,5-c] pyridine-6-yl)-amide (17): To a solution of **16** (0.065 mg, 0.115 mmol) in EtOH (10 ml), NaBH₄ (0.020g, 0.53 mmol) was added and the mixture stirred at 80°C for 1h. The ethanol was removed and the residue was washed with water. The product was dissolved in MeOH and THF and filtered to remove any inorganic solids. The product **17** was precipitated out with MeOH and EtOAc as a white solid and filtered 0.011 mg (14%). ¹H NMR (DMSO-d₆, 500 MHz): δ 13.05 (1H, brs, NH), 9.36 (2H, brs, NH), 8.59 (1H, brs), 8.29 (1H, brs), 8.10 (2H, d, J=8.3 Hz), 7.85 (2H, brd, J=8.3 Hz), 4.70 (1H, brs, OH), 3.72-3.60 (1H, br s), 2.20-1.40 (28H, m); EIMS m/z: 566.6 (M⁺), 601.5 (M+Cl⁻); Anal (C₃₄H₃₉N₅O₃·3.5 H₂O) C, H, N.

Scheme 40



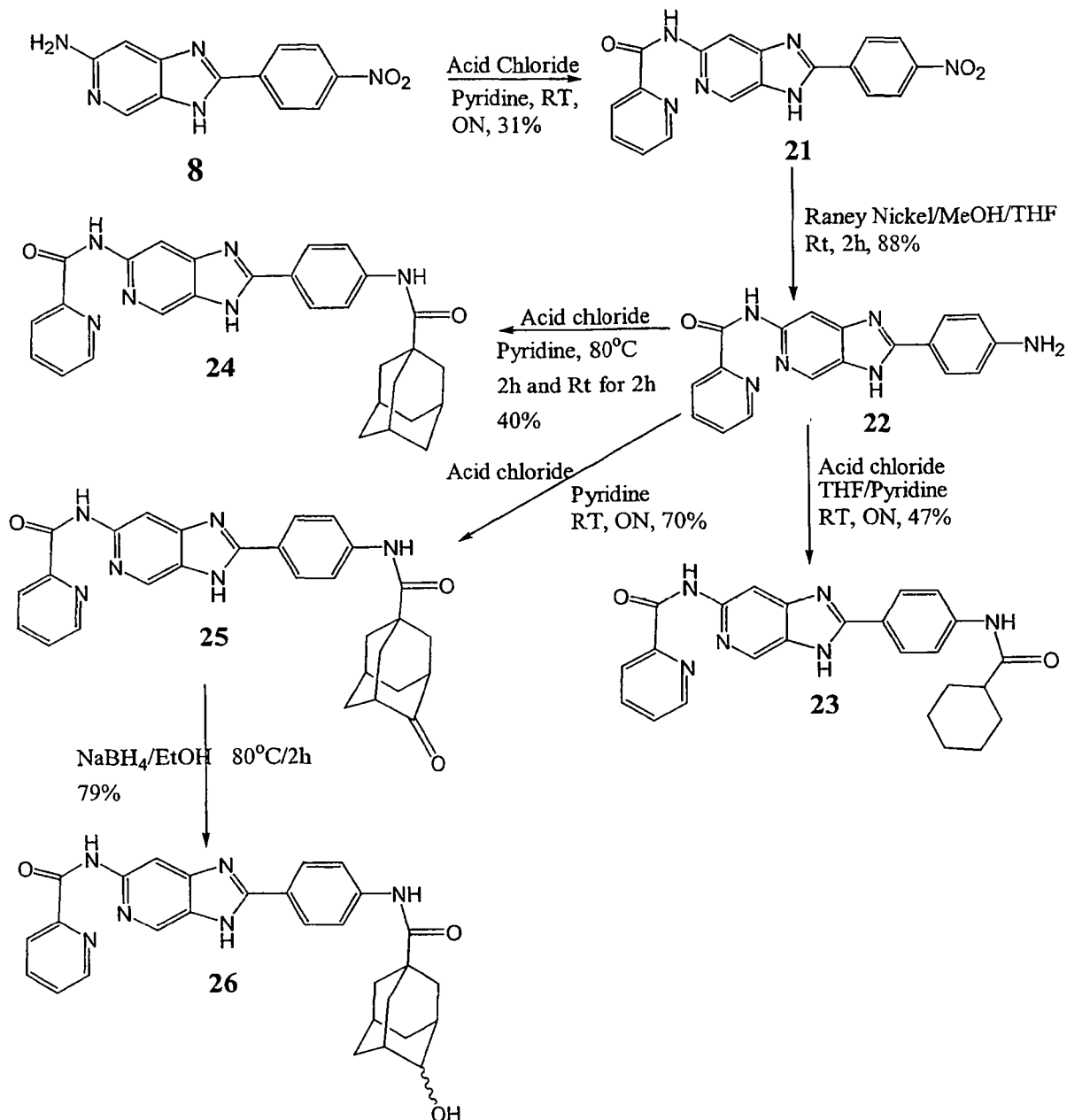
[0470] **Cycloheptane carboxylic acid [2-(4-nitro-phenyl)-3H-imidazo[4,5-c] pyridine-6-yl]-amide (18):** A solution of amine 8 (0.200g, 0.78 mmol) in dry Pyridine (5 ml) and cycloheptane carbonyl chloride (0.200 ml, 1.24 mmol) was heated at 80°C for 2h. The reaction was quenched by addition of water and the yellow product was filtered, air dried and passed through a SiO₂ gel column. Eluting with hexane: EtOAc (6:4) yielded the desired product 18 (0.088g, 30%); ¹H NMR (DMSO-d₆, 500 MHz): δ10.38 (1H, brs, NH), 8.76 (1H, brs, NH), 8.44-8.39 (4H, m), 8.33 (1H, brs), 2.92 (1H, m), 1.86-1.45 (12 H, m), EIMS m/z: 380 (M⁺), 739.1 (M⁺).

[0471] **Cycloheptane carboxylic acid [2-(4-amino-phenyl)-3H-imidazo[4,5-c] pyridine-6-yl]-amide (19):** A solution of 18 (0.138 g, 0.36 mmol) and Raney Nickel (0.400 ml) in EtOH (20 ml) was heated at 80°C under H₂ atmosphere for 90 min. TLC showed no starting material, the amine 19 was freed from catalyst by filtering through a celite pad and evaporating the solvent gave a solid 0.094g (75%). That was used as is for the next step.

[0472] **Cycloheptane carboxylic acid [2-(4-cycloheptanecarbonyl-phenyl)-3H-imidazo[4,5-c] pyridine-6-yl]-amide (20):** The amine 19 (0.094 g, 0.27 mmol) was taken in dry Pyridine (5 ml) and cycloheptane carbonyl chloride (0.100 ml, 0.622 mmol) was added and the solution stirred at room temperature overnight. Water was added followed by sat. NaHCO₃ solution. The mixture was stirred at room temperature for 1h. The solid was filtered, dried and passed through a SiO₂ gel column, eluting with ethyl acetate afforded a white solid 20 (0.050g, 39%). M.p. 194°C; ¹H NMR (DMSO-d₆, 500 MHz): δ13.40 (1H, brs, NH), 10.09 (2H, s, NH), 8.81 (1H, brs), 8.145 (2H, d, J=9.0 MHz),

7.82 (2H, d, $J=9.0$ Hz), 2.74 (1H, m), 2.49 (1H, m), 1.91-1.25 (24 H, m); EIMS m/z : 474.4 (M^{+1}) and 472.6 (M^{+1}); Anal ($C_{28}H_{35}N_5O_2$) C, H, N.

Scheme 41



[0473] Pyridine-2-carboxylic acid [2-(4-nitro-phenyl)-3H-imidazo [4,5-c] pyridin-6-yl]-amide (21): A solution of amine 8 (0.145g, 0.57 mmol) and picolinoyl chloride hydrochloride (0.180g, 1.01 mmol) in dry pyridine (5 ml) was stirred at room temperature overnight. After addition of water the brown solid was filtered and passed

through a SiO₂ gel, eluting with CH₂Cl₂: MeOH (100:5) affording the desired product **21** (0.065g, 31%).

[0474] Pyridine-2-carboxylic acid [2-(4-amino-phenyl)-3H-imidazo [4,5-c] pyridin-6-yl]-amide (22): A solution of amide **21** (0.80g, 0.222 mmol) in THF/MeOH (5ml/15ml) was stirred with Raney Nickel (0.150 ml) under H₂ atmosphere at room temperature for 2h. The amine was freed from catalyst by filtration through celite to give **22** (0.065g, 88%) dried and used as is for the next step.

[0475] Pyridine-2-carboxylic acid [2-(4-cyclohexanecarbonyl-phenyl)-3H-imidazo [4,5-c] pyridin-6-yl]-amide (23): A solution of amine **22** (0.040g, 0.12 mmol) and cyclohexane carbonyl chloride (0.100 ml, 0.68 mmol) in dry THF-Pyridine (10 ml/0.300 ml) was stirred at room temperature overnight. A usual work-up as described earlier afforded the diamide **23** (0.025g, 47%). M.p. 258°C; ¹H NMR (DMSO-d₆, 500 MHz): δ 13.5 (1H, brs, NH), 10.60 (1H, brs, NH), 10.13 (1H, brs, NH), 8.78 (1H, d, J=5.0 Hz), 8.74 (1H, brs), 8.46 (1H, brs), 8.24 (1H, d, J=12.5 Hz), 8.115 (2H, d, J=8.0 Hz), 7.81 (2H, d, J=8.0 Hz), 7.74 (1H, dt, J=10.0 and 13.5 Hz), 2.37 (1H, m), 1.84-1.18 (10 H, m); EIMS m/z: 441.4 (M⁺), 439.6 (M⁻); Anal (C₂₅H₂₄N₆O₂ x 1.10 H₂O) C, H, N.

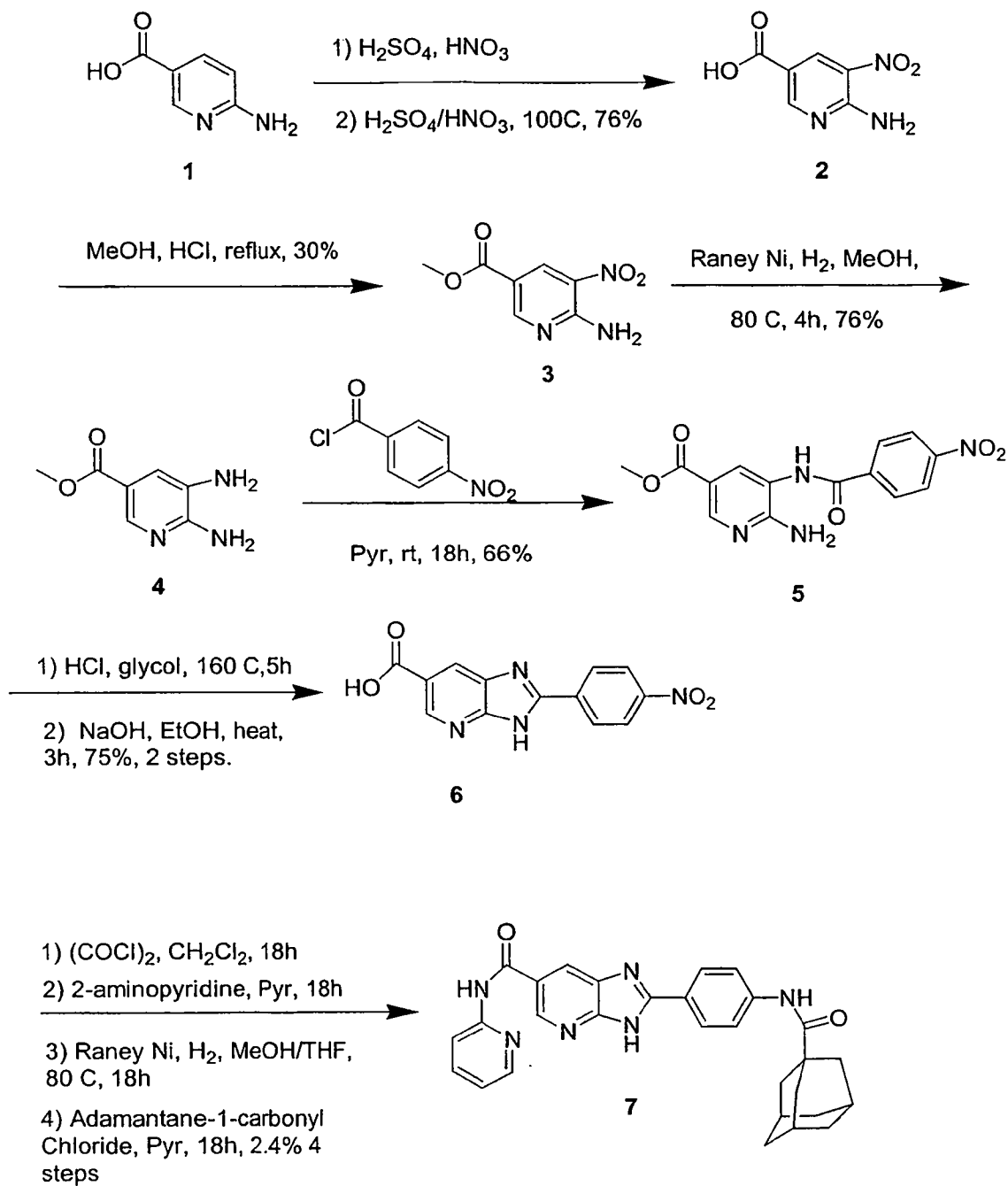
[0476] Pyridine-2-carboxylic acid [2-(4-adamantanecarbonyl-phenyl)-3H-imidazo [4,5-c] pyridin-6-yl]-amide (24): A solution of **22** (0.065g, 0.197 mmol), adamantane carbonyl chloride (0.060g, 0.30 mmol) in dry Pyridine (5 ml) was stirred at 80°C for 2h. After usual work-up the solid was treated with 10% K₂CO₃ for 1h. The solid was filtered and passed through SiO₂ gel, eluting with EtOAc affording diamide **24** (0.039g, 40%). M.p. 305°C; ¹H NMR (DMSO-d₆, 500 MHz): δ 13.19 (1H, brs, NH), 10.47 (1H, brs, NH), 9.39 (1H, brs), 8.765 (1H, d, J=4.5 Hz), 8.73 (1H, brs), 8.45 (1H, brs), 8.24 (1H, d, J=8.0 Hz), 8.14-8.09 (2H, m), 7.89 (2H, d, J=8.5 Hz), 7.72 (1H, dt, J=5.0 and 7.5 Hz), 2.0 (3H, brs), 1.92 (6H, brs), 1.72 (6H, brs); EIMS m/z: 493.5 (M⁺); Anal (C₂₉H₂₈N₆O₂ x 1.23 H₂O) C, H, N.

[0477] Pyridine-2-carboxylic acid [2-(4-(4-ketoadamantanecarbonyl-phenyl)-3H-imidazo [4,5-c] pyridin-6-yl]-amide (25): A solution of **22** (0.077g, 0.234 mmol), 4- ketoadamantane carbonyl chloride (0.098g, 0.46 mmol) in dry Pyridine (5 ml) was stirred at room temperature overnight. After usual work-up the solid was treated with sat NaHCO₃. The solid was filtered through sintered glass funnel precipitate with MeOH/ethyl acetate and hexane to give a solid **25** (0.085g, 70%). M.p. 235°C; ¹H NMR (DMSO-d₆, 500 MHz): δ 13.19 (1H, brs, NH), 10.48 (1H, brs, NH), 9.57 (1H, brs, NH),

8.765 (1H, d, J=5.0 Hz), 8.72 (1H, brs), 8.46 (1H, brs), 8.24 (1H, d, J=7.5 Hz), 8.12 (2H, d, J=8.0 Hz), 7.87 (2H, d, J=8.0 Hz), 7.72 (1H, t, J= 6.5 Hz), 2.24-1.90 (13 H, m); EIMS m/z: 507.5 (M^{+1}), 529.5 ($M^{+1}+Na^{+}$), 505.6 (M^{-1}); Anal ($C_{29}H_{26}N_6O_3 \times 1.05 H_2O$) C, H, N.

[0478] Pyridine-2-carboxylic acid [2-(4-(4-hydroxyadamantanecarbonyl-phenyl)-3H-imidazo [4,5-c] pyridin-6-yl)-amide (26): To a solution of **25** (0.057g, 0.112 mmol) in EtOH (10 ml), $NaBH_4$ (0.020g, 0.53 mmol) was added and the solution stirred at 80°C for 2h. After usual workup (mentioned previously) afforded the hydroxyl compound **26** as white solid 0.045g (79%). M.p. 260°C; 1H NMR (DMSO- d_6 , 500 MHz): δ 3.24 and 13.19 (1H, each brs, NH) 10.48 & 10.42 (1H, each brs, NH), 9.39 & 9.33 (1H each brs, NH), 8.77 (1H, d, J=5.0 Hz), 8.72 (1H, brs), 8.64 (1H, s), 8.49 & 8.46 (1H, each s), 8.245 (1H, d, J=8.0 Hz), 8.15-8.11 (4H, m), 7.90-7.87 (4H, m), 7.73 (2H, m), 4.67 (1H each, s, OH), 3.72 & 3.64 (1H, each, brs), 2.49-1.38 (26 H, m); EIMS m/z: 509.6 (M^{+1}), 507.6 (M^{-1}); Anal ($C_{29}H_{28}N_6O_3 \times 1.77 H_2O$) C, H, N.

Scheme 42



2-{4-[(Adamantane-1-carbonyl)-amino]-phenyl}-1H-pyrrolo[2,3-b]pyridine-5-carboxylic acid pyridin-2-ylamide

[0479] **6-Amino-5-nitro-nicotinic acid (2).** To a solution of 6-aminonicotinic acid (1, 15g, 109 mmol) in H₂SO₄ (conc. 30 ml) was added a solution of H₂SO₄ (conc. 7.5 ml)/HNO₃ (conc. 7.5 ml) dropwise over 1h. During this time the solution turned thick milky white. Stirring was continued at room temperature for 1.5h after which time the mixture was poured into ice/H₂O (1L) and stirred for 20 min then allowed to settle. The white solid was collected by filtration, rinsed with H₂O and dried to give 18.7 grams white solid.

[0480] The solid was suspended in H₂SO₄ (conc. 60 ml) and heated at 100°C for 1.5h. The red solution was adjusted to pH ~3-4 using aqueous NaOH and the yellow solid collected by filtration and dried in vacuo to give the product as a yellow solid (15.2 g, 82.5 mmol, 76%) that was used as is without further purification.

[0481] **6-Amino-5-nitro-nicotinic acid methyl ester (3).** A solution of 6-Amino-5-nitro-nicotinic acid (2) (15.2 g, 82.5 mmol) in MeOH (250 ml) and H₂SO₄ (conc. 25 ml) was heated at reflux for 5h. The solution was concentrated in vacuo and the residue treated with saturated aqueous NaHCO₃ solution until slightly basic. The resulting solid was collected by filtration, rinsed with H₂O and dried in vacuo to give the product as a yellow solid (4.8 g, 25 mmol, 30%) that was used as is without further purification. TLC of the solid in DCM/MeOH (19:1) showed a less polar compound at R_f=0.5 compared to the baseline starting material.

[0482] **5,6-Diamino-nicotinic acid methyl ester (4).** To a suspension of 6-Amino-5-nitro-nicotinic acid methyl ester (3) (5g, 25 mmol) in MeOH (150 ml) was added Raney Ni. The mixture was vacuum purged with H₂ 5 times and heated at 80°C under H₂ atmosphere for 4h. The solution was filtered through celite and concentrated in vacuo to give the product as a brown solid (3.2 g, 19 mmol, 76%) that was used without further purification. TLC of the product in DCM/MeOH (19:1) indicated a more polar spot at R_f=0.026.

[0483] **6-Amino-5-(4-nitro-benzoylamino)-nicotinic acid methyl ester (5).** To a solution of 5,6-Diamino-nicotinic acid methyl ester (4) (3.22 g, 19 mmol) in dry pyridine (100 ml) was added 4-nitrobenzoyl chloride (3.5 g, 19 mmol) and the mixture stirred for 18h. The mixture was poured into H₂O and the resulting solid collected by

filtration, dried in vacuo to give the product as a yellow solid (4.05 g, 13 mmol, 66%). ^1H NMR (500 MHz, DMSO- d_6) δ 9.98 (s, 1H), 8.47 (s, 1H), 8.36 (d, $J=8.7\text{Hz}$, 2H), 8.23 (d, $J=8.7\text{Hz}$, 2H), 8.0 (s, 1H), 6.92 (s, 2H), 3.79 (s, 3H), EIMS m/z M^{-1} 315.4.

[0484] 2-(4-Nitro-phenyl)-1H-imidazo[4,5-b]pyridine-6-carboxylic acid (6).

To a suspension of 6-Amino-5-(4-nitro-benzoylamino)-nicotinic acid methyl ester (5) (4.05 g, 13 mmol) in ethylene glycol (300 ml) was added conc. HCl (20 drops) and the mixture heated at 160 C for 5h. TLC in DCM/MeOH (19:1) indicates the absence of starting material. The solution was cooled and poured into H₂O and the solid collected by filtration and air-dried. ^1H NMR (500 MHz, DMSO- d_6) δ 14.08 (br s, 1H), 8.97 (s, 1H), 8.51 (br s, 1H), 8.49 (d, $J=8.7\text{Hz}$, 2H), 8.43 (d, $J=8.7\text{Hz}$, 2H), 3.92 (s, 3H). EIMS m/z M^{-1} 297.3

[0485] The wet solid was suspended in EtOH (200 ml) NaOH (aq., 3%, 100 ml) was added and the solution heated at reflux for 3h. The mixture was concentrated and the residue acidified with acetic acid. The resulting solid was collected and dried in vacuo to give the product as a slightly yellow solid (2.7g, 9.6 mmol, 75%) that was used as is without further purification. ^1H NMR (500 MHz, DMSO- d_6) δ 8.97 (d, $J=1.43\text{Hz}$, 1H), 8.51 (m, 3H), 8.45 (d, $J=8.82\text{Hz}$, 2H). EIMS m/z M^{-1} 283.4

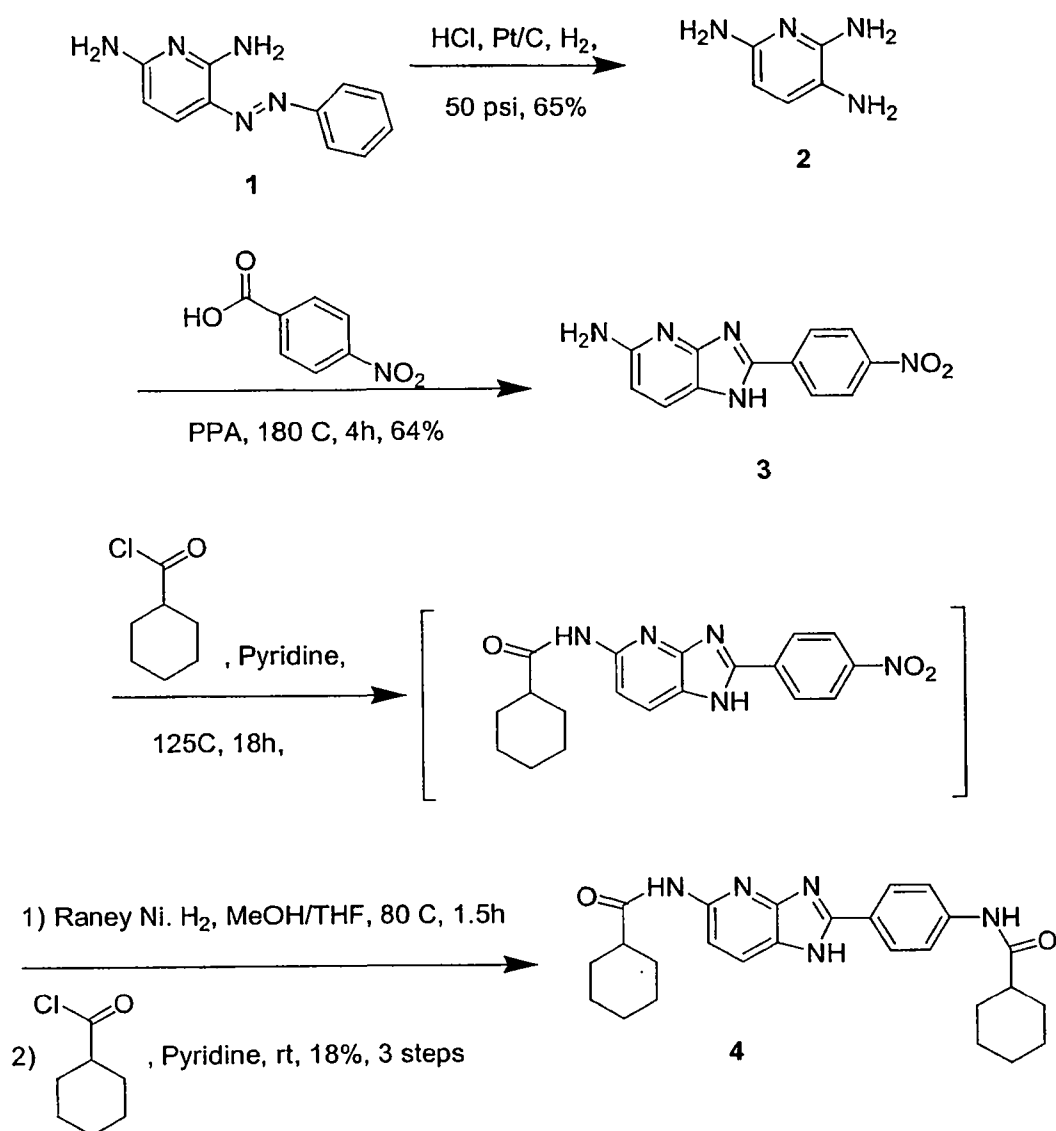
[0486] 2-{4-[(Adamantane-1-carbonyl)-amino]-phenyl}-1H-pyrrolo[2,3-b]pyridine-5-carboxylic acid pyridin-2-ylamide (7). To a solution of 2-(4-Nitro-phenyl)-1H-imidazo[4,5-b]pyridine-6-carboxylic acid (500 mg, 1.8 mmol) in dry CH₂Cl₂ (200 ml) was added (COCl)₂ (3eq, 5.4 mmol, 463 ul) and the solution stirred for 18 h at room temperature. The mixture was concentrated under reduced pressure to give the acid chloride as a residue.

[0487] To a solution of the residue in dry pyridine (25 ml) was added 2-aminopyridine (1.8 mmol, 166 mg) as a solid and the mixture stirred for 18 h at room temperature. The mixture was poured into H₂O (200 ml) and stirred for 15 min. The resulting solid was collected by filtration and dried to give a crude impure solid that was used without purification in the following reduction reaction.

[0488] To a solution of the crude residue in MeOH/THF was added Raney Ni. The solution was vacuum purged with H₂ 5 times and the heated at 80°C under H₂ atmosphere for 18 h. The solution was filtered through celite and concentrated to give the crude product as a yellow solid (208 mg, 0.63 mmol) that was used in the following reaction without purification.

[0489] To a solution of the crude amine in dry pyridine (15 ml) was added adamantane-1-carbonyl chloride (1.2 eq, 0.76 mmol, 151 mg) and the solution stirred at room temperature for 18 h. The solution was poured into H₂O and stirred for 15 min. The resulting solid was collected by filtration and air dried. Purification by flash chromatography over silica using DCM/MeOH as eluent gave the product as a pale yellow solid/powder (21 mg, 0.043 mmol, 2.4% for 4 steps.) Mp: 394-396 °C dec. ¹H NMR (500 MHz, DMSO-d₆) δ 13.56 (apparent d, 2H), 11.01 (s, 1H), 9.43 (s, 1H), 8.95 (s, 1H), 8.59 (m, 1H), 8.415 (m, 1H), 8.21 (m, 3H), 7.88 (m, 3H), 7.19 (dd, *J*=6Hz, 7.2Hz 1H), 2.04 (s, 3H), 1.95 (s, 6H), 1.72 (s, 6H), EIMS *m/z* M⁺ 493.6. Anal. (C₂₉H₂₈N₆O₂+0.4H₂O)

Scheme 43



N-[2-(4-cyclohexylamino-phenyl)-1H-imidazo[4,5-b]pyridin-5-yl]-cyclohexylamide

[0490] **2,3,6-triaminopyridine (2)** To a solution of phenazopyridine (1, 12.5 g, 50 mmol) in HCl (25 ml, conc.) and H₂O (100 ml) in a hydrogenation vessel was added Pt/C (2.5g) and the mixture shaken under H₂ (50 psi) for 35 min. The mixture was concentrated under reduced pressure to 50 ml and the solid allowed to crystallize for 18h at room temperature. The solid was collected and recrystallized from constant boiling HCl (21% HCl in H₂O) to give the product as a pale purple solid (4 g, 32.5 mmol, 65%). This solid was used as is without further purification.

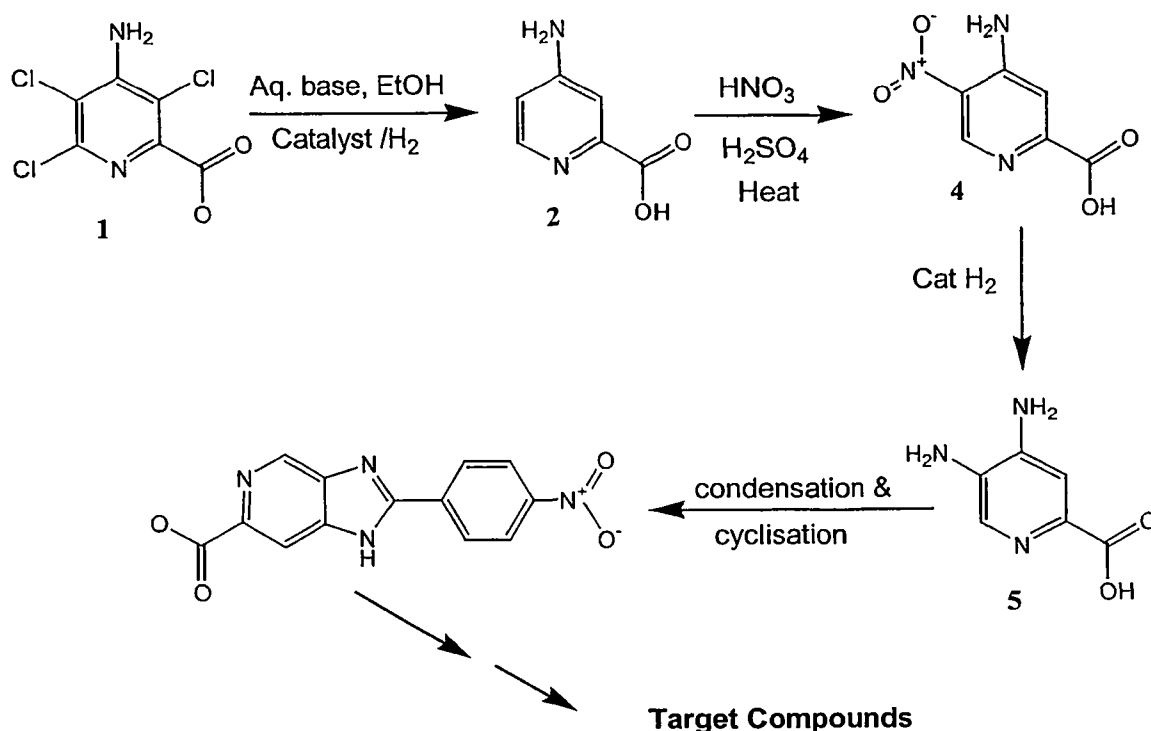
[0491] 2-(4-Nitro-phenyl)-1H-imidazo[4,5-b]pyridin-5-ylamine (3). 2,3,6-triaminopyridine (2, 2g, 1.6 mmol) was mixed with 4-nitrobenzoic acid (2.7g, 1.6 mmol) and introduced into a flask. To this solid mixture was added PPA (40 g) and the mixture heated at 180°C for 4h. The mass was poured into ice cold 10% aqueous Na₂CO₃ (1000 ml) and the resulting solid collected by filtration. The resulting black/red solid was crystallized from DMF/H₂O and rinsed with H₂O after filtration. The wet solid was dried in vacuo to give the product as a brown red solid (2.61 g, 1.02 mmol, 64%). ¹H NMR (500 MHz, DMSO-d₆) δ13.10 (broad s, 1H), 11.12 (broad s, 1H), 8.32 (m, 2H), 7.08 (dd, *J*=8.67Hz, 636Hz, 4H), 6.16 (broad s, 1H), EIMS *m/z* M⁺ 256.3.

[0492] N-[2-(4-cyclohexylamino-phenyl)-1H-imidazo[4,5-b]pyridin-5-yl]-cyclohexylamide (7). To a solution of 2-(4-Nitro-phenyl)-1H-imidazo[4,5-b]pyridin-5-ylamine (3) (255 mg, 1 mmol) in pyridine (25 ml) was added cyclohexane carboxylic acid chloride (1eq, 1 mmol, 135 ul) and the mixture heated at 125°C for 18h. The solution was cooled and poured into H₂O (300 ml). The resulting green solid was collected by filtration and dried in vacuo to give the product as a green solid (248 mg). The solid was used as is without further purification.

[0493] To a solution of Cyclohexanecarboxylic acid [2-(4-nitro-phenyl)-1H-imidazo[4,5-b]pyridin-5-yl]-amide (0.68 mmol, 248 mg) in Methanol/THF was added raney nickel and the mixture heated at 80°C under H₂ atmosphere for 1.5h. TLC in DCM/Methanol (95/5) showed no more starting material and a more polar fluorescent spot. The mixture was filtered through celite and concentrated to give a brown oil.

[0494] The brown oil was dissolved in dry pyridine and cyclohexanecarboxylic acid chloride (100 ul, 109 mg) was added and the mixture stirred at room temperature for 4h, poured into H₂O and the resulting solid was collected by filtration. Purification by flash chromatography using DCM/Methanol (95/5) as eluent gave the product as a slightly purple/brown solid (54 mg, 0.12 mmol, 18%) Mp: 332-334 C. ¹H NMR (500 MHz, DMSO-d₆) δ12.93 (apparent d, 1H), 10.14 (m, 2H), 8.09 (m, 1H), 7.93 (m, 2H), 7.75 (m, 2H), 2.36 (m, 1H), 1.8-1.1 (m, 14H), EIMS *m/z* M⁺ 446.5. Anal. (C₂₆H₃₁N₅O₂+0.1H₂O+0.51CH₃OH)

Scheme 44



[0495] In regards to Scheme 44, from 5 g scaleup of first reaction, initial crop of crystals gave 2.0 g of pure **2** plus an additional approximate 1 g of **2** mixed with approximate 5 g of KCl.

[0496] Reduction of **1** on a 10 g scale using 100 ml of water as solvent gave **2**, clean by NMR.

[0497] One-pot nitration and rearrangement of **2** to **4** was attempted in 9:1 TFA:triflic acid in order to avoid workup of large amounts of sulfuric acid. Nitration was successful but rearrangement did not occur. Addition of $\text{Yb}(\text{OTf})_3$ did not help. (See Leslie Deady, Australian Journal of Chemistry, 1982, vol. 35, pp 20525-20534.)

[0498] One pot conversion of **2** to **4** was achieved using one equivalent of HNO_3 and a much smaller amount of H_2SO_4 (7 ml H_2SO_4 per gram of **2**). Using this procedure, 1.76 g of **2** gave 2.30 g of **4** which was about 85% pure by NMR. Purity can probably improved by using KNO_3 as nitrating agent so that a precise stoichiometric amount can be measured.

[0499] Reduction of **4** on a 200-g scale (Pd/C , H_2 HOAc, 40°C , 2h) gave **5** cleanly.

EXAMPLE 2

Suppression of IgE Response

[0500] The inhibitory activity of the small molecules of the preferred embodiments were assayed using both the *ex vivo* and *in vivo* assays as described above. All of the compounds presented above were active in suppressing the IgE response. In the *ex vivo* assay, compounds in Supragenera A-D produced 50% inhibition at concentrations ranging from 1 pM to 100 μ M. In the *in vivo* assay, the compounds were effective at concentrations ranging from less than about 0.01 mg/kg/day to about 100 mg/kg/day, when administered in divided doses (e.g., two to four times daily) for at least two to seven consecutive days. Thus, the small molecule inhibitors of the preferred embodiments are disclosed as being useful in lowering the antigen-induced increase in IgE concentration, and consequently, in the treatment of IgE-dependent processes such as allergies in general and allergic asthma in particular.

EXAMPLE 3

Effects on Cellular Proliferation

[0501] A variety of experiments were performed in an effort to determine the effect of the phenyl-aza-benzimidazole compounds on cellular proliferation. These experiments ultimately measured 3 H-thymidine incorporation into proliferating cell DNA. The specific procedure varied with the cells and the stimuli. Cells derived from mouse spleen were cultured at 3 million per ml; cell lines were seeded at 0.1 to 1 million per ml. Splenic B cells were isolated by T cell depletion and stimulated with phorbol myristate acetate (PMA) (10 ng/ml) plus ionomycin (100 nM), or IL-4 (10 ng/ml) plus anti-CD40 Ab (100 ng/ml). T cells were depleted prior to culture by incubating spleen cells first with a cocktail of anti-Thy1 ascites (10%), anti-CD4 Ab (0.5 μ g/ml) and anti-CD8 Ab (0.5 μ g/ml), followed by guinea pig complement (adsorbed). Cell lines were unstimulated or stimulated with Human Epidermal Growth Factor (EGF) (100 ng/ml). All cells were cultured in 96-well plates for 2-3 days and pulsed for 6 to 14 hours with 50 μ l of 3 H-thymidine (50 μ Ci/ml).

[0502] In spleen cells, certain compounds of the preferred embodiments suppressed B cell proliferation responses to PMA/ionomycin and IL-4/anti-CD40 Ab with approximately the same potencies as it suppressed *in vitro* IgE responses to IL-4/anti-CD40 Ab. Similar inhibition potencies were obtained for certain compounds of the preferred embodiments in ConA-stimulated T cell proliferation and LPS-stimulated B cell

proliferation (performed by MDS Pharma), suggesting a lack of specificity in the action of these drugs. On the other hand, a battery of immunological tests performed with certain compounds of the preferred embodiments demonstrated little other effects other than inhibition of ConA-stimulated cytokine release.

[0503] In tumor cells, the results with splenic lymphocytes led to a further analysis of cellular proliferation by measuring the growth of tumor cells in the presence of these drugs. The initial analysis was performed with murine M12.4.1 lymphoma cells, either un-stimulated or stimulated with IL-4/anti-CD40 Ab. Certain compounds of the preferred embodiments suppressed the proliferation of M12.4.1 cells but with lower potency that observed in stimulated spleen cells. However, the potency of compounds of the preferred embodiments increased when the cells were cultured with IL-4/anti-CD40 Ab. This stimulation is known to induce the activity of NF- κ B in M12.4.1 cells.

[0504] A similar approach was used to establish selectivity of the anti-proliferative activity by testing a battery of tumor lines derived from a variety of tissues, mostly human in origin. An attempt was made to generate proliferation data from at least 2 cell lines from each tissue selected. Only a handful of cell lines were inhibited by 100 nM or less of each compound while most the balance of the cells required much higher concentrations. Because of the known character of some of the tested cell lines and previous Western blot results with the compounds, there is evidence to suggest a link between NF- κ B inhibition and the action of the drugs. Breast cancer cells offer a good model for testing this phenomenon because they are predominantly of 2 types; estrogen receptor (ER) -positive and ER-negative. The latter cells tend to be less differentiated, have a higher density of EGF receptor expression, and are more resilient to treatment. Proliferation of ER-negative/EGFR-positive cells also tends to be driven by NF- κ B and thus a selection of these cells were tested for proliferation responses to drug *in vitro*. The proliferation of all of the EGF-responsive cell lines was potently inhibited by compounds of the preferred embodiments *in vitro*. Conversely, only 2 of the 5 ER-positive cell lines were potently inhibited by drug.

[0505] Certain compounds of the preferred embodiments exert an anti-proliferative activity to T and B lymphocytes exposed to a variety of immunogenic stimuli *in vitro*. These actions are highly potent and parallel their IgE-suppression activity. Although the mechanism of this action is unresolved, much is known about the mechanism of IL-4/anti-CD40 Ab-induced IgE production. A major factor in this response is the

transcription activator, NF- κ B. This factor has been implicated in the proliferation of a number of tumor cells and thus these drugs were tested for activity on the proliferation of various tumor cell lines *in vitro*. Our experiments revealed that a number of tumor cell lines are sensitive to the effects of compounds of the preferred embodiments, and that proliferation of many of the sensitive lines may be driven by NF- κ B factors. However, other cell lines known to be driven by factors other than NF- κ B (e.g., the ER-positive HCC 1500 and ZR-75-1). Thus, certain compounds of the preferred embodiments appears to selectively act on certain tumor cells. Other compounds disclosed in accordance with the present invention are also expected to exhibit similar characteristics, particularly those compounds which are structurally similar to certain compounds of the preferred embodiments.

Treatment Regimens

[0506] The amount of the aza-benzimidazole compounds which can be effective in treating a particular allergy or used as an anti-proliferation agent will depend on the nature of the disorder, and can be determined by standard clinical techniques. The precise dose to be employed in a given situation will also depend on the choice of compound and the seriousness of the condition, and should be decided according to the judgment of the practitioner and each patient's circumstances.

[0507] As an anti-allergy therapy, appropriate dosages can be determined and adjusted by the practitioner based on dose response relationships between the patient's IgE levels as well as standard indices of pulmonary and hemodynamic changes. Moreover, those skilled in the art will appreciate that dose ranges can be determined without undue experimentation by following the protocol(s) disclosed herein for *ex vivo* and *in vivo* screening (See for example Hasegawa et al., *J. Med. Chem.* 40: 395-407 (1997) and Ohmori et al., *Int. J. Immunopharmacol.* 15:573-579 (1993); employing similar *ex vivo* and *in vivo* assays for determining dose-response relationships for IgE suppression by naphthalene derivatives; incorporated herein by reference).

[0508] Initially, to exert anti-allergic or anti-asthmatic effects, suitable dosages of the compounds will generally range from about 0.001 mg to about 300 mg per kg body weight per day in divided doses, more preferably, between about 0.01 mg and 100 mg per kg body weight per day in divided doses. The compounds are preferably administered systemically as pharmaceutical formulations appropriate to such routes as oral, aerosol,

intravenous, subcutaneously, or by any other route which may be effective in providing systemic dosing of the active compound. The compositions of pharmaceutical formulations are well known in the art. The treatment regimen preferably involves periodic administration. Moreover, long-term therapy may be indicated where allergic reactions appear to be triggered by continuous exposure to the allergen(s). Daily or twice daily administration has been effective in suppressing the IgE response to a single antigen challenge in animals when carried out continuously from a period of two to seven consecutive days. Thus, in a preferred embodiment, the compound is administered for at least two consecutive days at regular periodic intervals. However, the treatment regimen, including frequency of dosing and duration of treatment may be determined by the skilled practitioner, and modified as needed to provide optimal IgE down-regulation, depending on nature of the allergen, the dose, frequency, and duration of the allergen exposure, and the standard clinical indices.

[0509] In a preferred embodiment, an IgE-suppressing compound can be administered in conjunction with one or more of the other small molecule inhibitors disclosed, in order to produce optimal down-regulation of the patient's IgE response. Further, it is envisioned that one or more of the compounds of the preferred embodiments can be administered in combination with other drugs already known or later discovered for treatment of the underlying cause as well as the acute symptoms of allergy or asthma. Such combination therapies envisioned within the scope of the present invention include mixing of one or more of the small molecule IgE-inhibitors together with one or more additional ingredients, known to be effective in reducing at least one symptom of the disease condition. In a variation, the small molecule IgE-inhibitors herein disclosed can be administered separately from the additional drugs, but during the same course of the disease condition, wherein both the IgE-inhibitor(s) and the palliative compounds are administered in accordance with their independent effective treatment regimens.

[0510] As an anti-proliferative therapy, the appropriate dose of the aza-benzimidazole compounds disclosed herein can be determined by one skilled in the art. Pharmacologists and oncologists can readily determine the appropriate dose required for each individual patient without undue experimentation, based upon standard treatment techniques used for other anti-proliferation and chemotherapeutic agents.

[0511] Initially, suitable dosages of the anti-proliferation aza-benzimidazole compounds will generally range from about 0.001 mg to about 300 mg per kg body weight per day in divided doses, more preferably, between about 0.01 mg and 100 mg per kg body

weight per day in divided doses. Most preferably, to exert anticancer effects, the dose will range from about 1 mg to 100 mg per kg body weight per day. The compounds are preferably administered systemically as pharmaceutical formulations appropriate to such routes as oral, aerosol, intravenous, subcutaneously, or by any other route which may be effective in providing systemic dosing of the active compound.

[0512] Ideally one or more aza-benzimidazole compounds of the preferred embodiments should be administered to achieve peak plasma concentrations of the active agent, as determined by one of skill in the art. To achieve adequate plasma levels, the pharmaceutical formulation can be injected intravenously in an appropriate solution, such as a saline solution or administered as a bolus of the active ingredient.

[0513] The treatment regimen used in accordance with preferred embodiments preferably involves periodic administration. Moreover, as with other chemotherapeutic agents, long-term therapy may be indicated. Weekly, daily or twice daily administration for a period of one to three years may be required for some patients. Thus, in a preferred embodiment, the compound is administered for at least six months at regular periodic intervals. However, the treatment regimen, including frequency of dosing and duration of treatment may be determined by the skilled practitioner, and modified as needed to provide optimal anti-proliferation effects, depending on nature of the disease, the extent of abnormal cell growth, the type of cancer, the tissues affected, and standard clinical indices.

[0514] One skilled in the art will understand that the ideal concentration of the anti-proliferation compounds in the formulation depends upon several pharmacokinetic parameters, such as, absorption, inactivation, metabolism and clearance rates of the drug, as well as other known factors. One skilled in the art will also appreciate that the concentration will vary with the severity of the condition to be treated. Other factors which may affect the treatment dose include, tumor location, age and gender of the patient, other illnesses, prior exposure to other drugs, and the like. One skilled in the art will appreciate that for any particular patient, specific treatment regimens will be evaluated and adjusted over time according to the individual patient's requirements and according to the professional judgment of the medical practitioner administering the treatment.

[0515] In one preferred embodiment, compounds are orally administered. Preferably, oral formulations will include inert diluents or edible carriers. Oral dosages may be encapsulated in gelatin or formed into tablets. Oral administration may also be accomplished by using granules, grains or powders, syrups, suspensions, or solutions. One

skilled in the art will understand that many acceptable oral compositions may be used in accordance with preferred embodiments. For example, the active compound may be combined with standard excipients, adjuvants, lubricants, sweetening agents, enteric coatings, buffers, stabilizing agents and the like.

[0516] In another embodiment, the active compound may be modified to include a targeting moiety that targets or concentrates the compound at the active site. Targeting moieties include, but are not limited to, antibodies, antibody fragments or derivatives, cytokines, and receptor ligands expressed on the cells to be treated.

[0517] In preferred embodiments, compounds are administered in conjunction with other active agents, which either supplement or facilitate the action of the azabenzimidazole compound or cause other independent ameliorative effects. These additional active agents include, but are not limited to, antifungals, antivirals, antibiotics, anti-inflammatories, and anticancer agents. Protectants, which include carriers or agents which protect the active benzimidazole compound from rapid metabolism, degradation or elimination may also be used. Controlled release formulations can also be used in accordance with preferred embodiments.

[0518] In another embodiment, one or more anti-proliferation compounds may be administered in conjunction with one or more other anti-cancer agents or treatments to produce optimal anti-proliferative effects. Anti-cancer agents include, but are not limited to, alkylating agents (lomustine, carmustine, streptozocin, mechlorethamine, melphalan, uracil nitrogen mustard, chlorambucil cyclophosphamide, iphosphamide, cisplatin, carboplatin mitomycin thiotepa dacarbazine procarbazine, hexamethyl melamine, triethylene melamine, busulfan, pipobroman, and mitotane); antimetabolites (methotrexate, trimetrexate pentostatin, cytarabine, ara-CMP, fludarabine phosphate, hydroxyurea, fluorouracil, floxuridine, chlorodeoxyadenosine, gemcitabine, thioguanine, and 6-mercaptopurine); DNA cutters (bleomycin); topoisomerase I poisons (topotecan irinotecan and camptothecin); topoisomerase II poisons (daunorubicin, doxorubicin, idarubicin, mitoxantrone, teniposide, and etoposide); DNA binders (dactinomycin, and mithramycin); and spindle poisons (vinblastine, vincristine, navelbine, paclitaxel, and docetaxel).

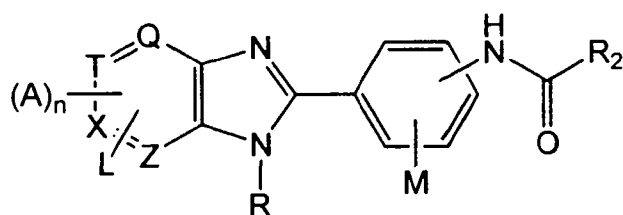
[0519] Further, it is envisioned that one or more of the compounds of the preferred embodiments can be administered in combination with other therapies, such as radiation, immunotherapy, gene therapy and/or surgery, in order to treat hyperproliferative diseases, including cancer. Such combination therapies envisioned within the scope of the

present invention include mixing of one or more of the aza-benzimidazole compounds together with one or more additional ingredients, known to be effective in reducing at least one symptom of the disease condition. In a variation, the aza-benzimidazole compounds herein disclosed may be administered separately from the additional drugs, but during the same course of the disease condition, wherein both the aza-benzimidazole compound and the palliative compounds are administered in accordance with their independent effective treatment regimens.

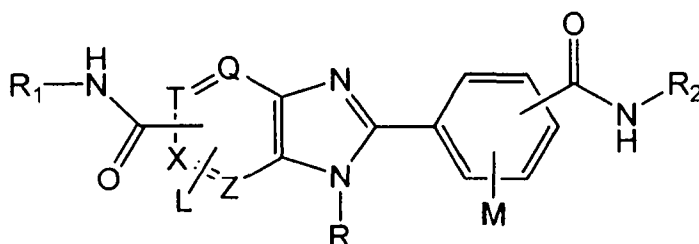
[0520] While a number of preferred embodiments and variations thereof have been described in detail, other modifications and methods of use will be readily apparent to those of skill in the art. Accordingly, it should be understood that various applications, modifications and substitutions may be made of equivalents without departing from the spirit of the invention or the scope of the claims.

WHAT IS CLAIMED IS:

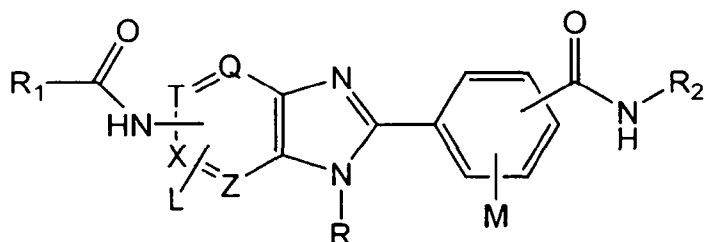
1. A compound or salt thereof having a formula selected from the group consisting of:



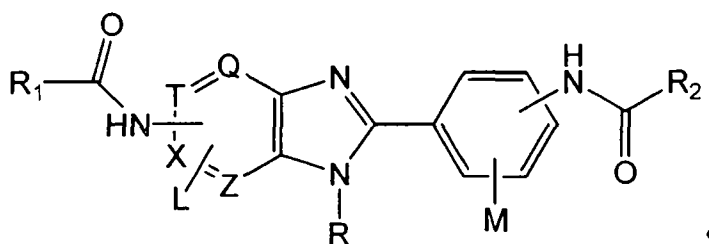
Supragenus A;



Supragenus B;



Supragenus C; and



Supragenus D;

wherein Q, T, X, and Z are independently selected from N or C, and wherein one of Q, T, X, and Z is N;

wherein A is selected from the group consisting of H, halogen, and CONHR₁;

wherein n is a number from one to four;

wherein L is selected from the group consisting of H, alkyl, alkoxy, aryl, substituted aryl, hydroxy, halogen, amino, alkylamino, nitro, cyano, CF₃, OCF₃, CONH₂, CONHR and NHCOR₁;

wherein M is selected from the group consisting of H, alkyl, alkoxy, aryl, substituted aryl, amino, alkylamino, nitro, cyano, CF₃, OCF₃, CONH₂, CONHR and NHCOR₁;

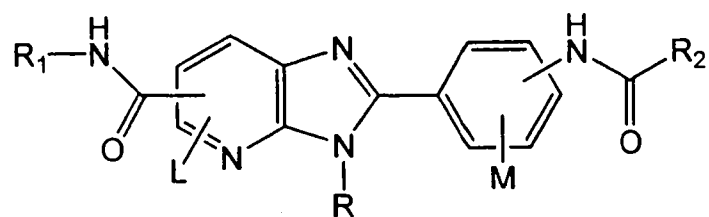
wherein R is selected from the group consisting of H, C₁-C₅ alkyl, benzyl, p-fluorobenzyl and di-alkylamino alkyl, wherein said C₁-C₅ alkyl is selected from the group consisting of a straight chain, branched or cyclic alkyl;

wherein R₁ and R₂ are independently selected from the group consisting of H, alkyl, substituted alkyl, C₃-C₉ cycloalkyl, substituted C₃-C₉ cycloalkyl, polycyclic aliphatic groups, substituted polycyclic aliphatic groups, phenyl, substituted phenyl, naphthyl, substituted naphthyl, heteroaryl and substituted heteroaryl, wherein said heteroaryl and said substituted heteroaryl contain 1-3 heteroatoms, wherein said heteroatom is independently selected from the group consisting of nitrogen, oxygen and sulfur;

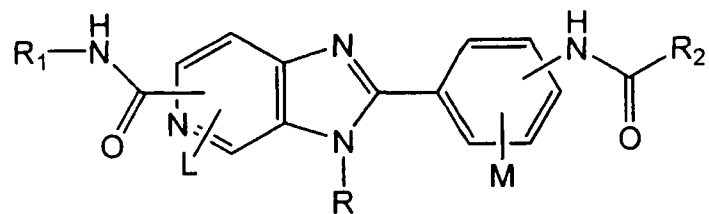
wherein said substituted polycyclic aliphatic groups, substituted phenyl, substituted naphthyl and substituted heteroaryl contain 1-3 substituents, wherein said substituent is selected from the group consisting of H, halogens, polyhalogens, alkoxy group, substituted alkoxy, alkyl, substituted alkyl, dialkylaminoalkyl, hydroxyalkyl, carbonyl, OH, OCH₃, COOH, COOR', COR', CN, CF₃, OCF₃, NO₂, NR'R', NHCOR' and CONR'R'; and

wherein R' is selected from the group consisting of H, alkyl, substituted alkyl, C₃-C₉ cycloalkyl, substituted C₃-C₉ cycloalkyl, polycyclic aliphatics, phenyl, substituted phenyl, naphthyl, substituted naphthyl, heteroaryl and substituted heteroaryl, wherein said heteroaryl and said substituted heteroaryl contain 1-3 heteroatoms, wherein said heteroatom is independently selected from the group consisting of nitrogen, oxygen and sulfur.

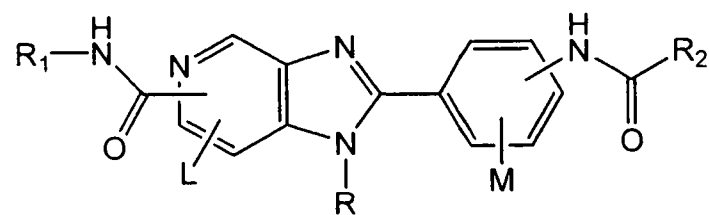
2. A compound or salt thereof of Claim 1, wherein the Supragenus A-D are represented by the formulas:



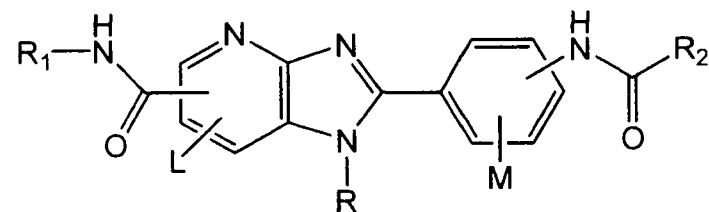
Genus A1;



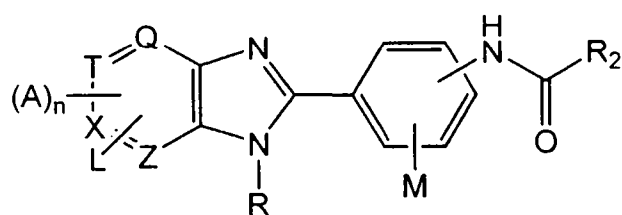
Genus A2;



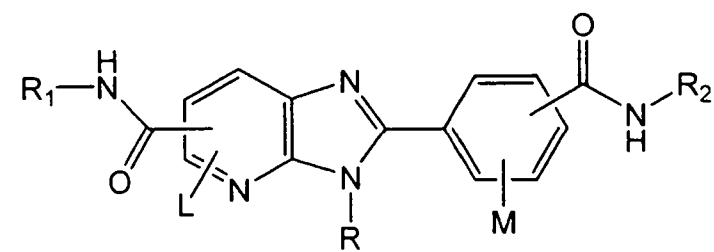
Genus A3;



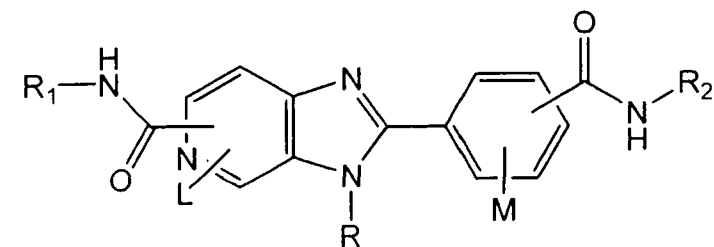
Genus A4;



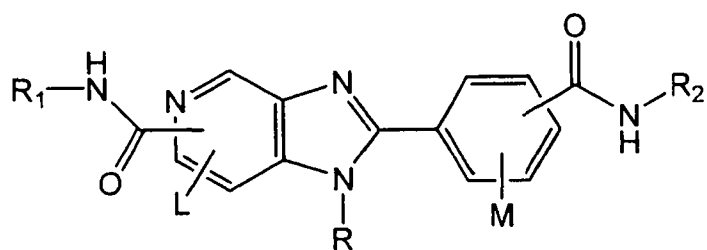
Genus A5



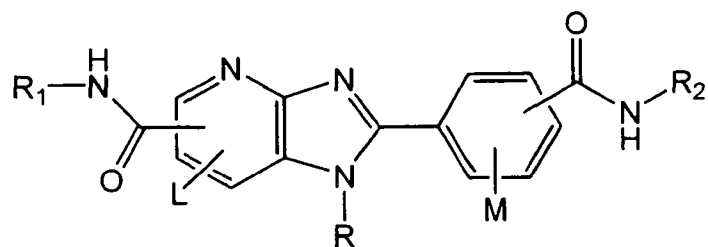
Genus B1;



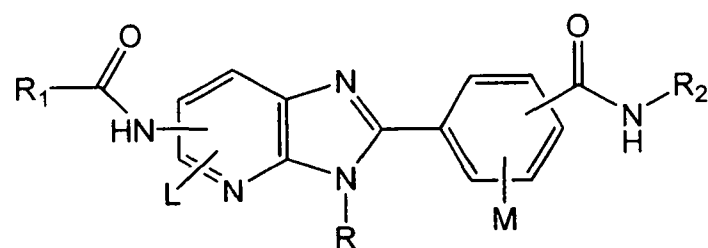
Genus B2;



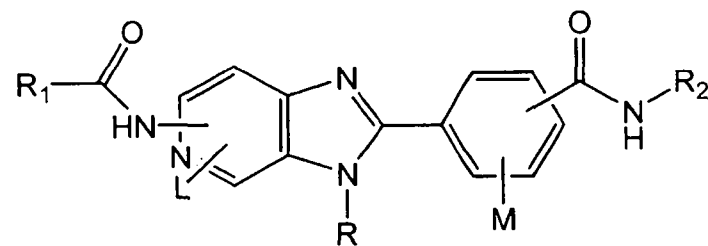
Genus B3;



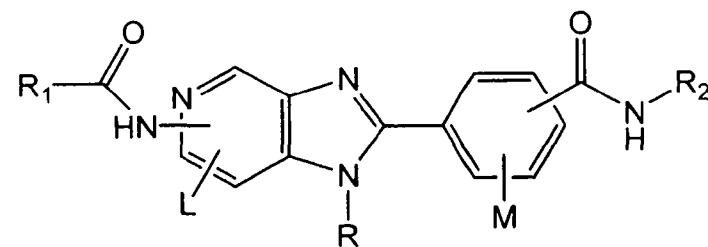
Genus B4;



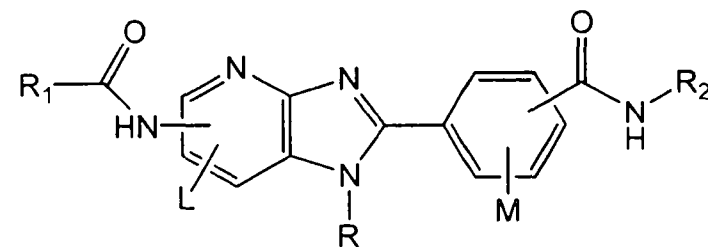
Genus C1;



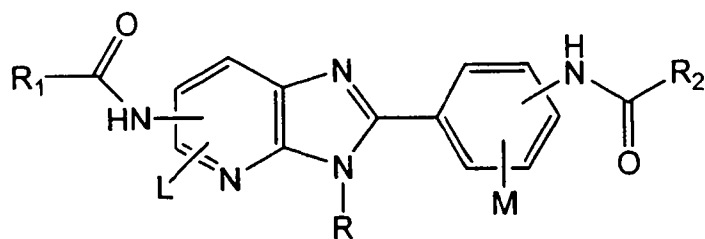
Genus C2;



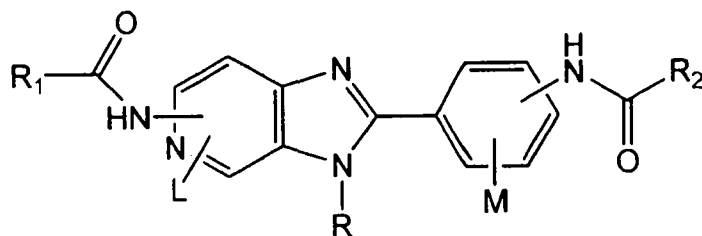
Genus C3;



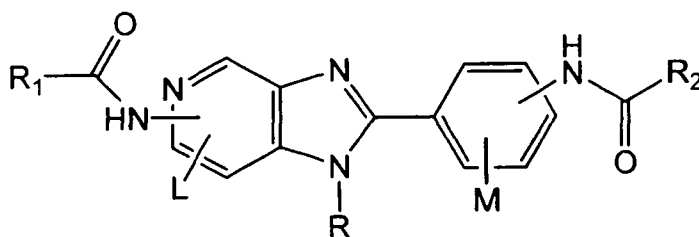
Genus C4;



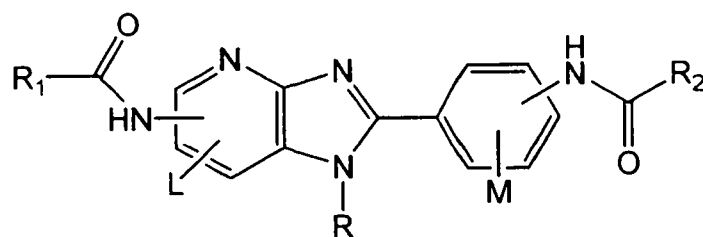
Genus D1;



Genus D2;



Genus D3; and



Genus D4;

wherein Q, T, X, and Z are independently selected from N or C, and wherein one of Q, T, X, and Z is N;

wherein A is selected from the group consisting of H and halogen;

wherein n is a number from one to four;

wherein L is selected from the group consisting of H, alkyl, alkoxy, aryl, substituted aryl, hydroxy, halogen, amino, alkylamino, nitro, cyano, CF₃, OCF₃, CONH₂, CONHR and NHCOR₁;

wherein M is selected from the group consisting of H, alkyl, alkoxy, aryl, substituted aryl, amino, alkylamino, nitro, cyano, CF₃, OCF₃, CONH₂, CONHR and NHICOR₁;

wherein R is selected from the group consisting of H, C₁-C₅ alkyl, benzyl, p-fluorobenzyl and di-alkylamino alkyl, wherein said C₁-C₅ alkyl is selected from the group consisting of a straight chain, branched or cyclic alkyl;

wherein R₁ and R₂ are independently selected from the group consisting of H, alkyl, substituted alkyl, C₃-C₉ cycloalkyl, substituted C₃-C₉ cycloalkyl, polycyclic aliphatic groups, substituted polycyclic aliphatic groups, phenyl, substituted phenyl, naphthyl, substituted naphthyl, heteroaryl and substituted heteroaryl, wherein said heteroaryl and said substituted heteroaryl contain 1-3 heteroatoms, wherein said heteroatom is independently selected from the group consisting of nitrogen, oxygen and sulfur;

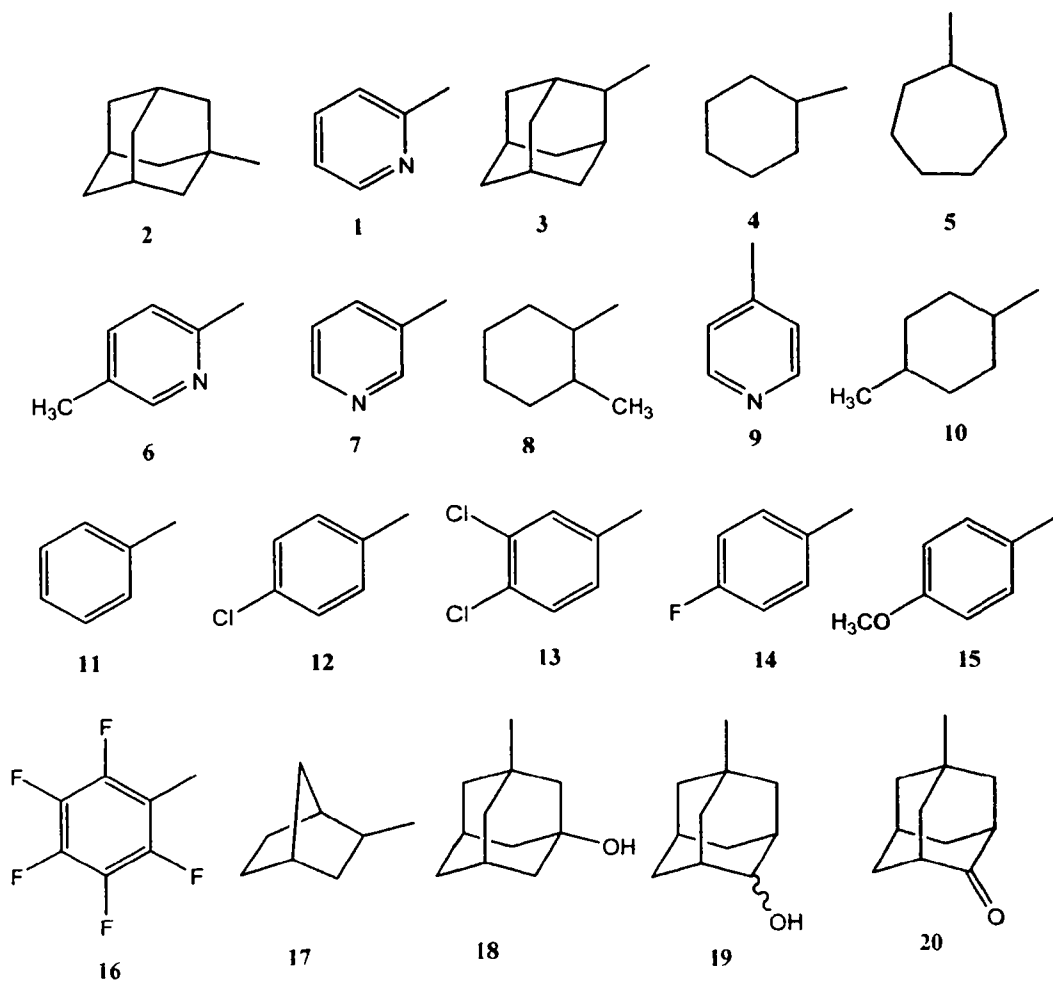
wherein said substituted polycyclic aliphatic groups, substituted phenyl, substituted naphthyl and substituted heteroaryl contain 1-3 substituents, wherein said substituent is selected from the group consisting of H, halogens, polyhalogens, alkoxy group, substituted alkoxy, alkyl, substituted alkyl, dialkylaminoalkyl, hydroxyalkyl, carbonyl, OH, OCH₃, COOH, COOR', COR', CN, CF₃, OCF₃, NO₂, NR'R', NHCOR' and CONR'R'; and

wherein R' is selected from the group consisting of H, alkyl, substituted alkyl, C₃-C₉ cycloalkyl, substituted C₃-C₉ cycloalkyl, polycyclic aliphatics, phenyl, substituted phenyl, naphthyl, substituted naphthyl, heteroaryl and substituted heteroaryl, wherein said heteroaryl and said substituted heteroaryl contain 1-3 heteroatoms, wherein said heteroatom is independently selected from the group consisting of nitrogen, oxygen and sulfur.

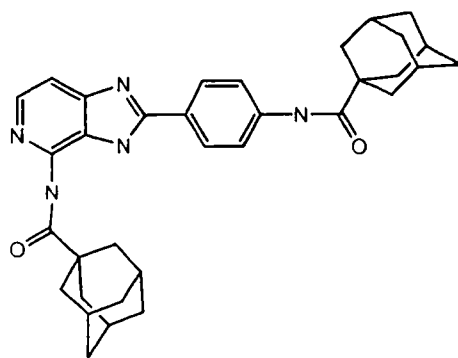
3. The compound or salt thereof of Claim 1, wherein said polycyclic aliphatic group is selected from the group consisting of adamantyl, bicycloheptyl, camphoryl, bicyclo[2,2,2]octanyl and norbornyl.

4. The compound or salt thereof of Claim 1, wherein said heteroaryl and said substituted heteroaryl is selected from the group consisting of pyridines, thiazoles, isothiazoles, oxazoles, pyrimidines, pyrazines, furans, thiophenes, isoxazoles, pyrroles, pyridazines, 1,2,3-triazines, 1,2,4-triazines, 1,3,5-triazines, pyrazoles, imidazoles, indoles, quinolines, iso-quinolines, benzothiophenes, benzofurans, parathiazines, pyrans and chromenes.

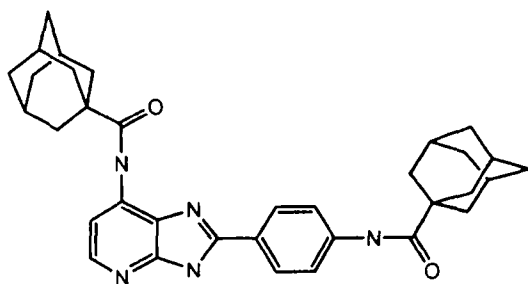
5. The compound or salt thereof of Claim 1, wherein R₁ and R₂ are independently selected from the group consisting of:



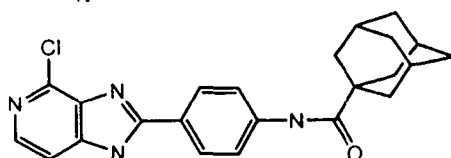
6. The compound or salt thereof of Claim 1, wherein the compound is selected from the group consisting of:



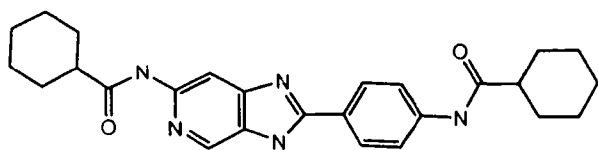
S-1,



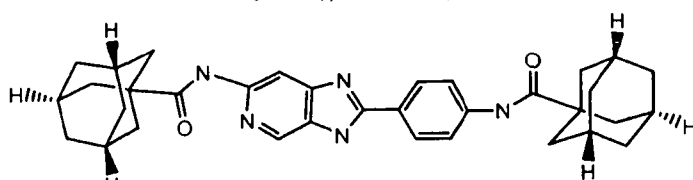
S-2,



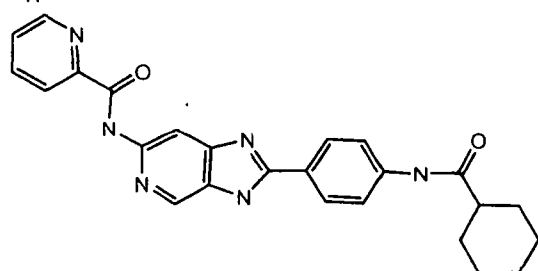
S-3,



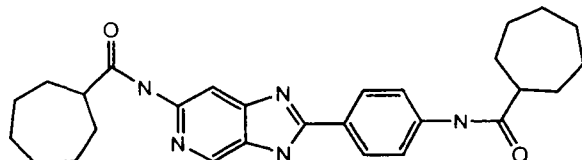
S-4,



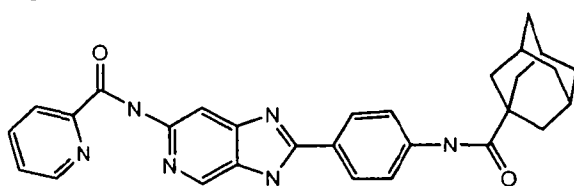
S-5,



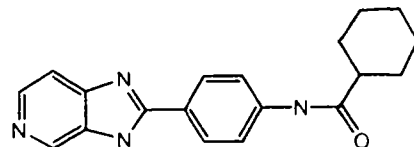
S-6,



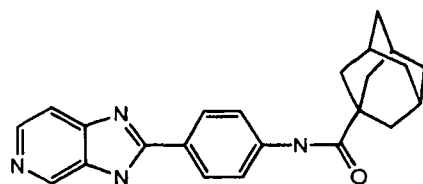
S-7,



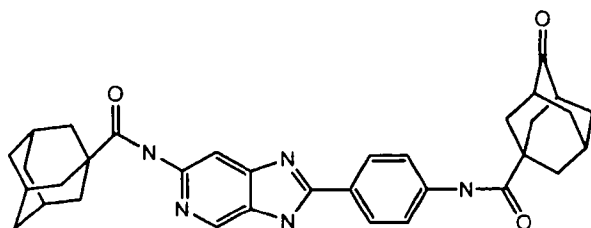
S-8,



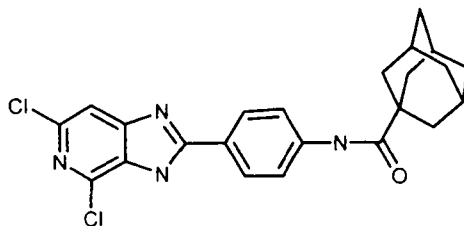
S-9,



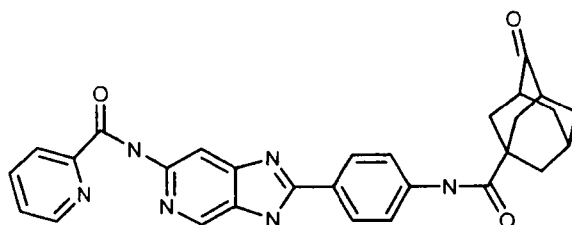
S-10,



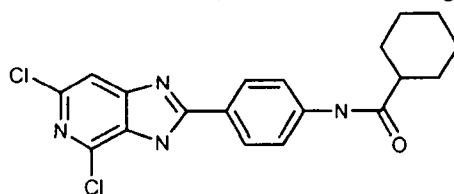
S-11,



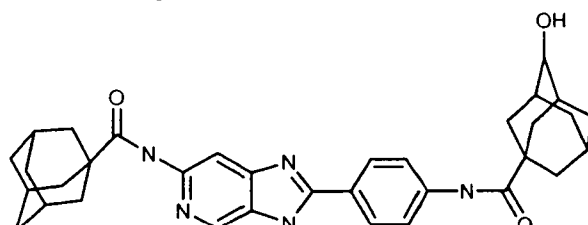
S-12,



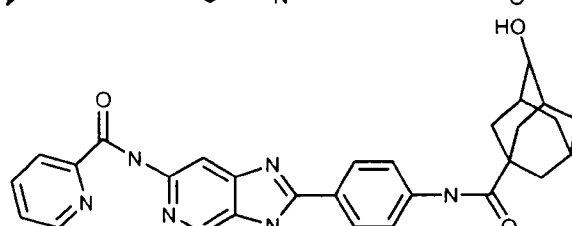
S-13,



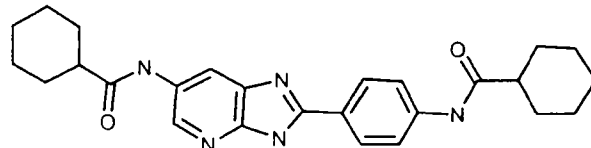
S-14,



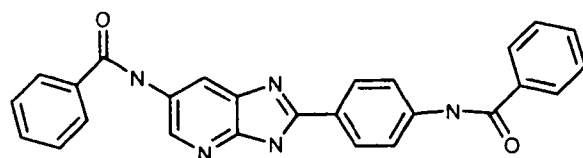
S-15,



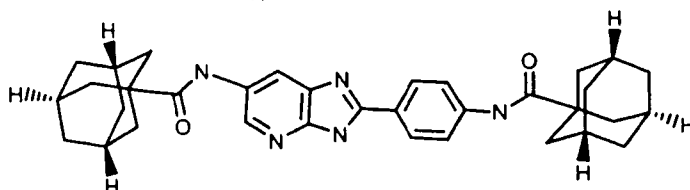
S-16,



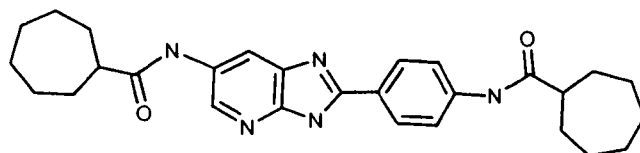
S-17,



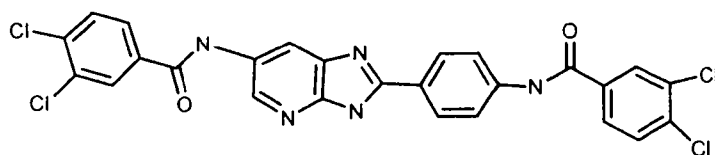
S-18,



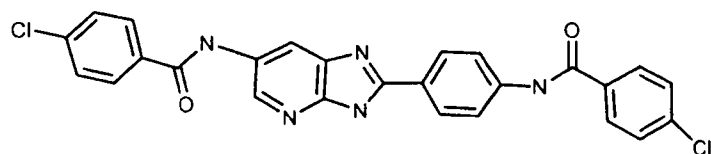
S-19,



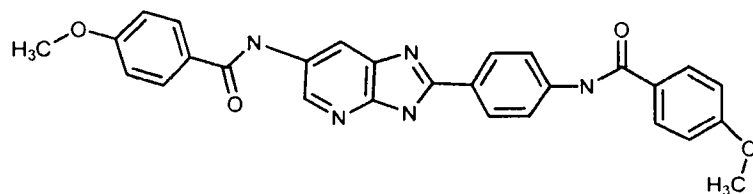
S-20,



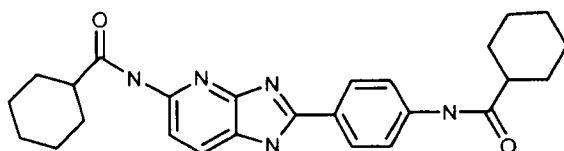
S-21,



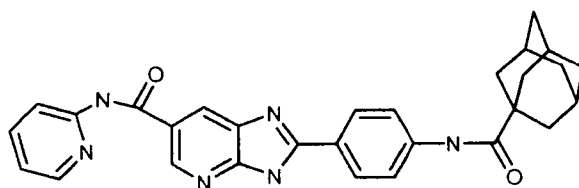
S-22,



S-23,

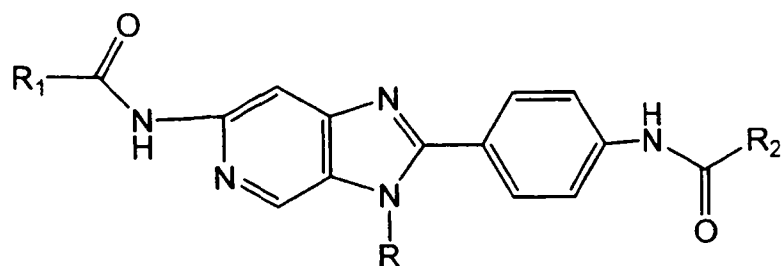


S-24 and



S-25.

7. A compound or salt thereof represented by the formula:



Subgenus D2a;

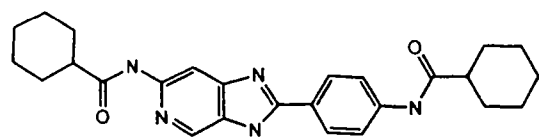
wherein R is selected from the group consisting of H, C₁-C₅ alkyl, benzyl, p-fluorobenzyl and di-alkylamino alkyl, wherein said C₁-C₅ alkyl is selected from the group consisting of a straight chain, branched or cyclic alkyl;

wherein R₁ and R₂ are independently selected from the group consisting of H, alkyl, substituted alkyl, C₃-C₉ cycloalkyl, substituted C₃-C₉ cycloalkyl, polycyclic aliphatic groups, substituted polycyclic aliphatic groups, phenyl, substituted phenyl, naphthyl, substituted naphthyl, heteroaryl and substituted heteroaryl, wherein said heteroaryl and said substituted heteroaryl contain 1-3 heteroatoms, wherein said heteroatom is independently selected from the group consisting of nitrogen, oxygen and sulfur;

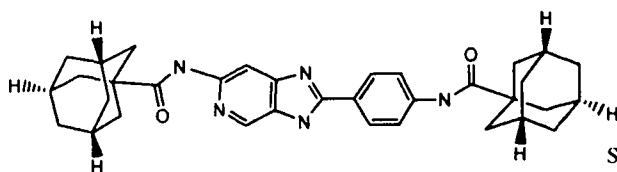
wherein said substituted polycyclic aliphatic groups, substituted phenyl, substituted naphthyl and substituted heteroaryl contain 1-3 substituents, wherein said substituent is selected from the group consisting of H, halogens, polyhalogens, alkoxy group, substituted alkoxy, alkyl, substituted alkyl, dialkylaminoalkyl, hydroxyalkyl, carbonyl, OH, OCH₃, COOH, COOR', COR', CN, CF₃, OCF₃, NO₂, NR'R', NHCOR' and CONR'R'; and

wherein R' is selected from the group consisting of H, alkyl, substituted alkyl, C₃-C₉ cycloalkyl, substituted C₃-C₉ cycloalkyl, polycyclic aliphatics, phenyl, substituted phenyl, naphthyl, substituted naphthyl, heteroaryl and substituted heteroaryl, wherein said heteroaryl and said substituted heteroaryl contain 1-3 heteroatoms, wherein said heteroatom is independently selected from the group consisting of nitrogen, oxygen and sulfur.

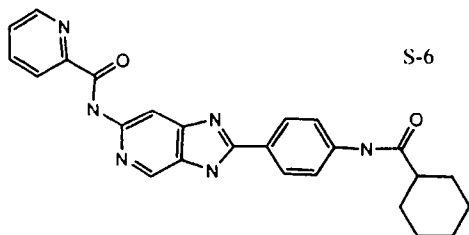
8. The compound of salt thereof of Claim 7, wherein the compound is selected from the group consisting of:



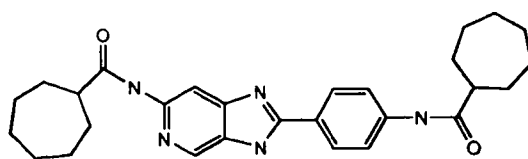
S-4 ,



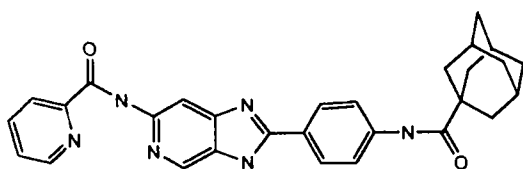
S-5 ,



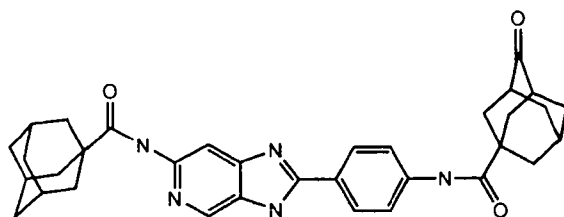
S-6



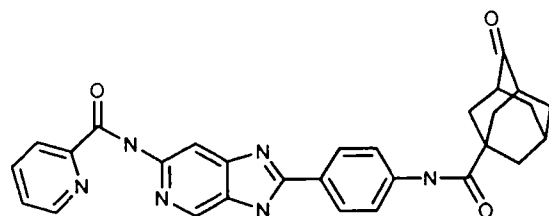
S-7



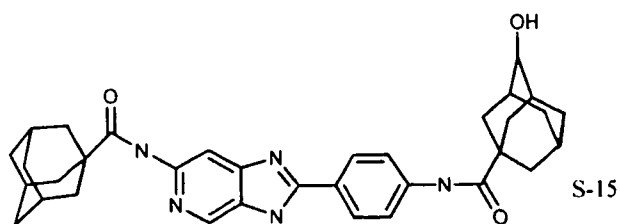
S-8 ,



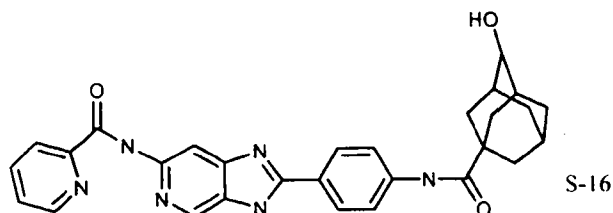
S-11 ,



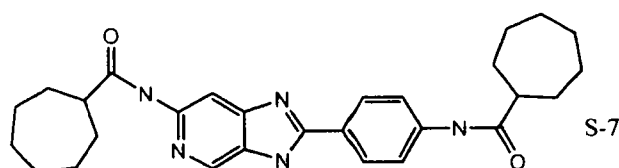
S-13 ,



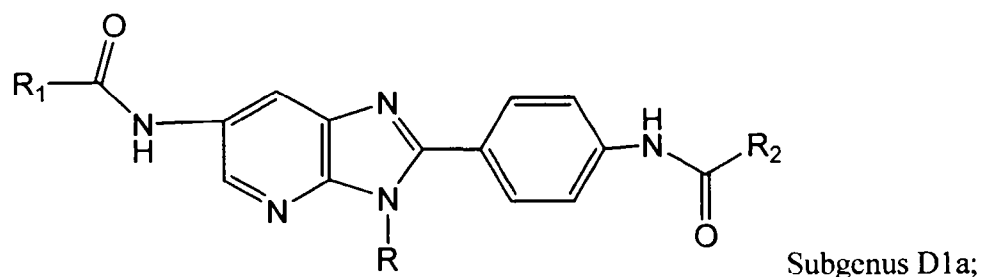
and



9. A compound or salt thereof represented by the formula:



10. A compound or salt thereof represented by the following formula:



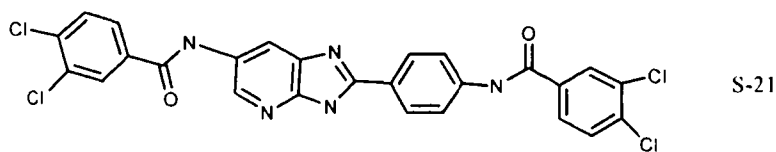
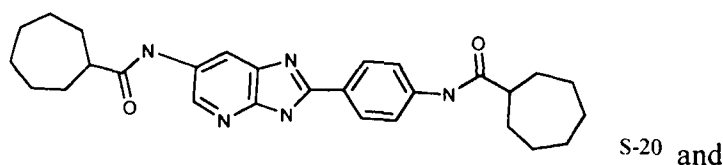
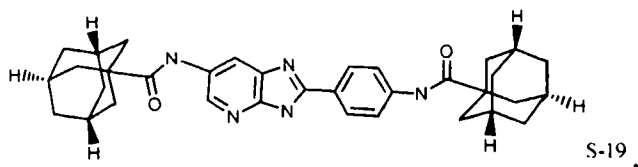
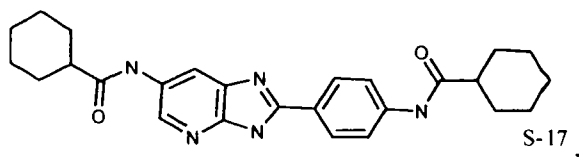
wherein R is selected from the group consisting of H, C₁-C₅ alkyl, benzyl, p-fluorobenzyl and di-alkylamino alkyl, wherein said C₁-C₅ alkyl is selected from the group consisting of a straight chain, branched or cyclic alkyl;

wherein R₁ and R₂ are independently selected from the group consisting of H, alkyl, substituted alkyl, C₃-C₉ cycloalkyl, substituted C₃-C₉ cycloalkyl, polycyclic aliphatic groups, substituted polycyclic aliphatic groups, phenyl, substituted phenyl, naphthyl, substituted naphthyl, heteroaryl and substituted heteroaryl, wherein said heteroaryl and said substituted heteroaryl contain 1-3 heteroatoms, wherein said heteroatom is independently selected from the group consisting of nitrogen, oxygen and sulfur;

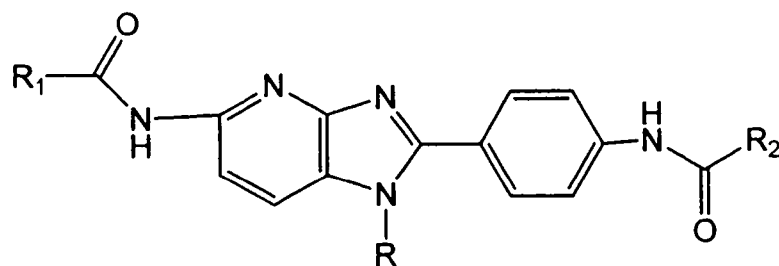
wherein said substituted polycyclic aliphatic groups, substituted phenyl, substituted naphthyl and substituted heteroaryl contain 1-3 substituents, wherein said substituent is selected from the group consisting of H, halogens, polyhalogens, alkoxy group, substituted alkoxy, alkyl, substituted alkyl, dialkylaminoalkyl, hydroxyalkyl, carbonyl, OH, OCH₃, COOH, COOR', COR', CN, CF₃, OCF₃, NO₂, NR'R', NHCOR' and CONR'R'; and

wherein R' is selected from the group consisting of H, alkyl, substituted alkyl, C₃-C₉ cycloalkyl, substituted C₃-C₉ cycloalkyl, polycyclic aliphatics, phenyl, substituted phenyl, naphthyl, substituted naphthyl, heteroaryl and substituted heteroaryl, wherein said heteroaryl and said substituted heteroaryl contain 1-3 heteroatoms, wherein said heteroatom is independently selected from the group consisting of nitrogen, oxygen and sulfur.

11. The compound or salt thereof of Claim 10, wherein the compound is selected from the group consisting of:



12. A compound or salt thereof represented by the following formula:



Subgenus D4a;

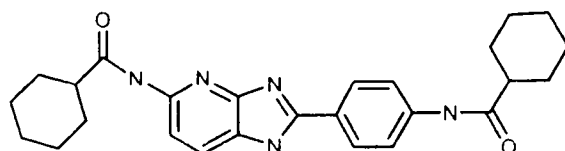
wherein R is selected from the group consisting of H, C₁-C₅ alkyl, benzyl, p-fluorobenzyl and di-alkylamino alkyl, wherein said C₁-C₅ alkyl is selected from the group consisting of a straight chain, branched or cyclic alkyl;

wherein R₁ and R₂ are independently selected from the group consisting of H, alkyl, substituted alkyl, C₃-C₉ cycloalkyl, substituted C₃-C₉ cycloalkyl, polycyclic aliphatic groups, substituted polycyclic aliphatic groups, phenyl, substituted phenyl, naphthyl, substituted naphthyl, heteroaryl and substituted heteroaryl, wherein said heteroaryl and said substituted heteroaryl contain 1-3 heteroatoms, wherein said heteroatom is independently selected from the group consisting of nitrogen, oxygen and sulfur;

wherein said substituted polycyclic aliphatic groups, substituted phenyl, substituted naphthyl and substituted heteroaryl contain 1-3 substituents, wherein said substituent is selected from the group consisting of H, halogens, polyhalogens, alkoxy group, substituted alkoxy, alkyl, substituted alkyl, dialkylaminoalkyl, hydroxyalkyl, carbonyl, OH, OCH₃, COOH, COOR', COR', CN, CF₃, OCF₃, NO₂, NR'R', NHCOR' and CONR'R'; and

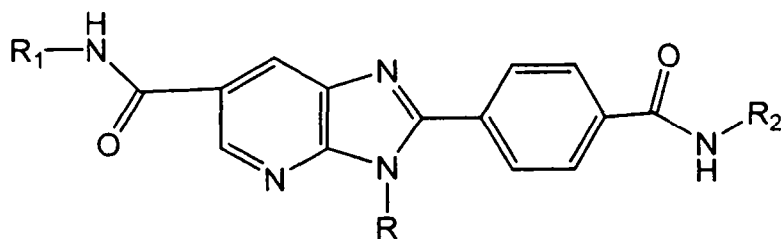
wherein R' is selected from the group consisting of H, alkyl, substituted alkyl, C₃-C₉ cycloalkyl, substituted C₃-C₉ cycloalkyl, polycyclic aliphatics, phenyl, substituted phenyl, naphthyl, substituted naphthyl, heteroaryl and substituted heteroaryl, wherein said heteroaryl and said substituted heteroaryl contain 1-3 heteroatoms, wherein said heteroatom is independently selected from the group consisting of nitrogen, oxygen and sulfur.

13. A compound or salt thereof represented by the formula:



S-24

14. A compound or salt thereof represented by the following formula:



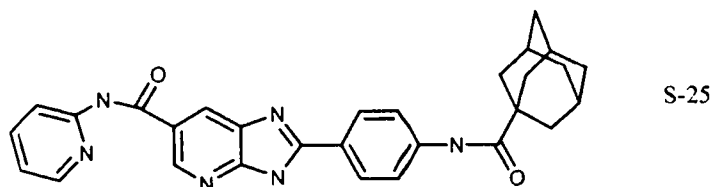
wherein R is selected from the group consisting of H, C₁-C₅ alkyl, benzyl, p-fluorobenzyl and di-alkylamino alkyl, wherein said C₁-C₅ alkyl is selected from the group consisting of a straight chain, branched or cyclic alkyl;

wherein R₁ and R₂ are independently selected from the group consisting of H, alkyl, substituted alkyl, C₃-C₉ cycloalkyl, substituted C₃-C₉ cycloalkyl, polycyclic aliphatic groups, substituted polycyclic aliphatic groups, phenyl, substituted phenyl, naphthyl, substituted naphthyl, heteroaryl and substituted heteroaryl, wherein said heteroaryl and said substituted heteroaryl contain 1-3 heteroatoms, wherein said heteroatom is independently selected from the group consisting of nitrogen, oxygen and sulfur;

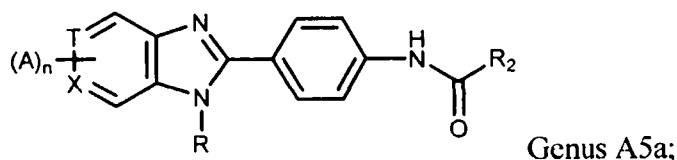
wherein said substituted polycyclic aliphatic groups, substituted phenyl, substituted naphthyl and substituted heteroaryl contain 1-3 substituents, wherein said substituent is selected from the group consisting of H, halogens, polyhalogens, alkoxy group, substituted alkoxy, alkyl, substituted alkyl, dialkylaminoalkyl, hydroxyalkyl, carbonyl, OH, OCH₃, COOH, COOR', COR', CN, CF₃, OCF₃, NO₂, NR'R', NHCOR' and CONR'R'; and

wherein R' is selected from the group consisting of H, alkyl, substituted alkyl, C₃-C₉ cycloalkyl, substituted C₃-C₉ cycloalkyl, polycyclic aliphatics, phenyl, substituted phenyl, naphthyl, substituted naphthyl, heteroaryl and substituted heteroaryl, wherein said heteroaryl and said substituted heteroaryl contain 1-3 heteroatoms, wherein said heteroatom is independently selected from the group consisting of nitrogen, oxygen and sulfur.

15. A compound or salt thereof represented by the formula:



16. A compound or salt thereof wherein the compound is represented by the following formula:



wherein T and X are independently selected from N or C, and wherein one of T and X is N;

wherein A is selected from the group consisting of H, halogen, and CONHR₁;

wherein n is a number from one to four;

wherein R is selected from the group consisting of H, C₁-C₅ alkyl, benzyl, p-fluorobenzyl and di-alkylamino alkyl, wherein said C₁-C₅ alkyl is selected from the group consisting of a straight chain, branched or cyclic alkyl;

wherein R₁ and R₂ are independently selected from the group consisting of H, alkyl, substituted alkyl, C₃-C₉ cycloalkyl, substituted C₃-C₉ cycloalkyl, polycyclic aliphatic groups, substituted polycyclic aliphatic groups, phenyl, substituted phenyl, naphthyl, substituted naphthyl, heteroaryl and substituted heteroaryl, wherein said heteroaryl and said substituted heteroaryl contain 1-3 heteroatoms, wherein said heteroatom is independently selected from the group consisting of nitrogen, oxygen and sulfur;

wherein said substituted polycyclic aliphatic groups, substituted phenyl, substituted naphthyl and substituted heteroaryl contain 1-3 substituents, wherein said substituent is selected from the group consisting of H, halogens, polyhalogens, alkoxy group, substituted alkoxy, alkyl, substituted alkyl, dialkylaminoalkyl, hydroxyalkyl, carbonyl, OH, OCH₃, COOH, COOR', COR', CN, CF₃, OCF₃, NO₂, NR'R', NHCOR' and CONR'R'; and

wherein R' is selected from the group consisting of H, alkyl, substituted alkyl, C₃-C₉ cycloalkyl, substituted C₃-C₉ cycloalkyl, polycyclic aliphatics, phenyl,

substituted phenyl, naphthyl, substituted naphthyl, heteroaryl and substituted heteroaryl, wherein said heteroaryl and said substituted heteroaryl contain 1-3 heteroatoms, wherein said heteroatom is independently selected from the group consisting of nitrogen, oxygen and sulfur.

17. A use of at least one compound or salt thereof of Claim 1 for the preparation of a medicament for treating and preventing an allergic reaction and/or for inhibiting cytokines or leukocytes in a mammal.

18. The use of Claim 17, wherein said medicament further comprises at least one additional ingredient which is active in reducing at least one symptom associated with said allergic reaction.

19. The use of Claim 18, wherein said at least one additional ingredient is selected from the group consisting of a short-acting β_2 -adrenergic agonist, a long-acting β_2 -adrenergic agonist, an antihistamine, a phosphodiesterase inhibitor, an anticholinergic agent, a corticosteroid, an inflammatory mediator release inhibitor and a leukotriene receptor antagonist.

20. The use of any one of Claim 18 to 19, wherein said at least one additional ingredient is combined with said at least one compound or salt thereof in a pharmaceutically acceptable diluent.

21. The use of any one of Claims 17 to 20, wherein said medicament is formulated for providing said at least one compound or salt thereof at a dose of about 0.01 mg to about 100 mg per kg body weight per day.

22. The use of Claim 21, wherein said medicament is formulated for divided administering of said dose at regular periodic intervals.

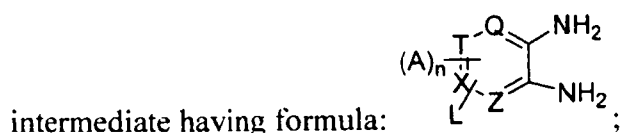
23. The use of Claim 22, wherein said regular periodic intervals occur daily.

24. A use of at least one compound or salt thereof of Claim 1 for the preparation of a medicament for treating or preventing asthma in a mammal.

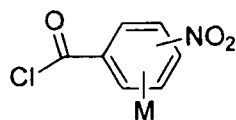
25. The use of Claim 24, wherein said medicament further comprises at least one additional ingredient which is active in reducing at least one symptom associated with said asthma.

26. The use of Claim 25, wherein said additional ingredient is selected from the group consisting of a short-acting β_2 -adrenergic agonist, a long-acting β_2 -adrenergic agonist,

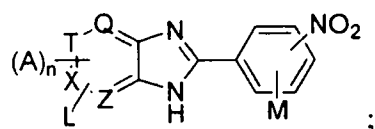
reacting said first intermediate with diammonium sulfide to form a second



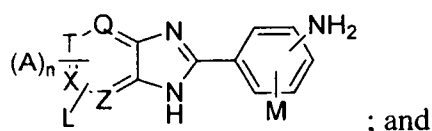
reacting said second intermediate with a compound having formula:



to form a third intermediate having formula:

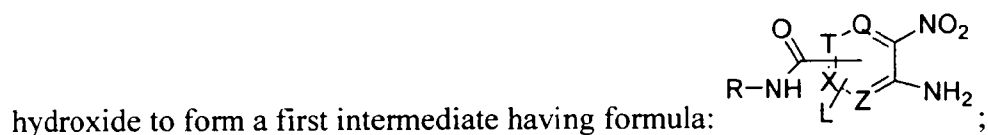
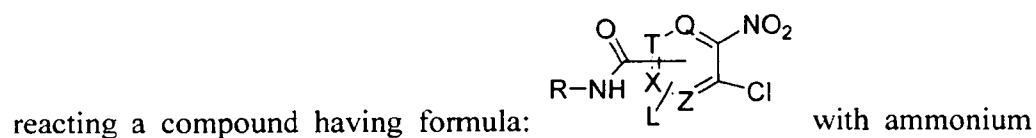


reducing said third intermediate to form a fourth intermediate having formula:

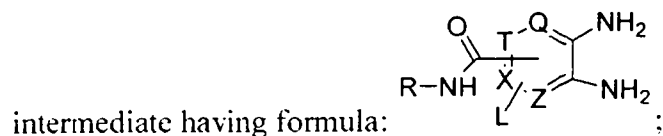


reacting said fourth intermediate with an acyl chloride to form a compound of Supragenus A.

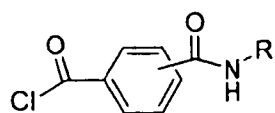
37. A method of preparing a compound or salt thereof of Supragenus B as defined in Claim 1, comprising:



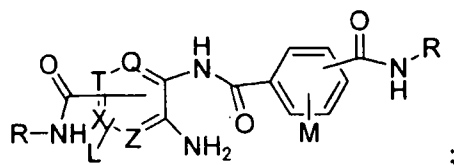
reacting said first intermediate with diammonium sulfide to form a second



reacting said second intermediate with a compound having formula:



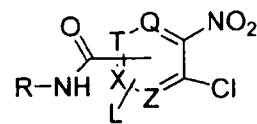
to form a third intermediate having formula:



cyclizing said third intermediate to form a compound of Supragenus B.

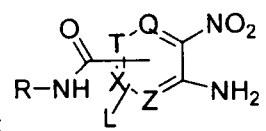
38. A method of preparing a compound or salt thereof of Supragenus B as defined in Claim 1, comprising:

reacting a compound having formula:



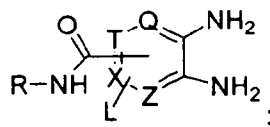
with ammonium

hydroxide to form a first intermediate having formula:

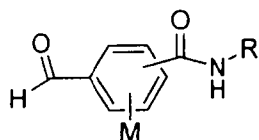


reacting said first intermediate with diammonium sulfide to form a second

intermediate having formula:



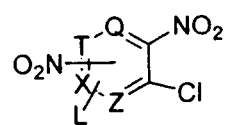
reacting said second intermediate with a compound having formula:



to form a compound of Supragenus B.

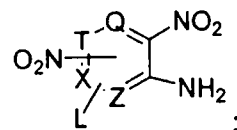
39. A method of preparing a compound or salt thereof of Supragenus C as defined in Claim 1, comprising:

reacting a compound having formula:



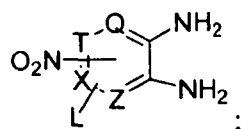
with ammonium

hydroxide to form a first intermediate having formula:

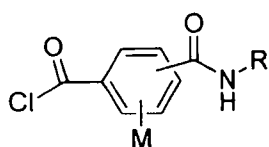


reacting said first intermediate with diammonium sulfide to form a second

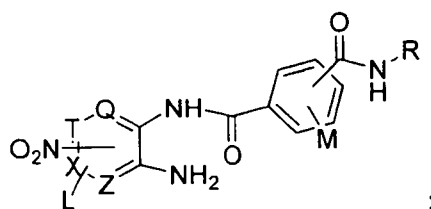
intermediate having formula:



reacting said second intermediate with a compound having formula:

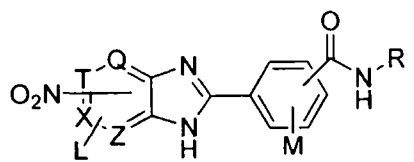


to form a third intermediate having formula:

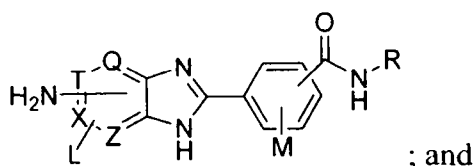


cyclizing said third intermediate with use of an acid to form a fourth

intermediate having formula:



reducing said fourth intermediate to form a fifth intermediate having formula:

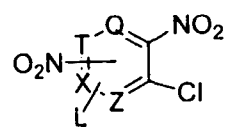


; and

reacting said fifth intermediate with an acyl chloride to form a compound of Supragenus C.

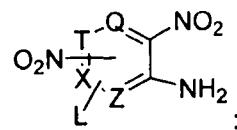
40. A method of preparing a compound or salt thereof of Supragenus C as defined in Claim 1, comprising:

reacting a compound having formula:



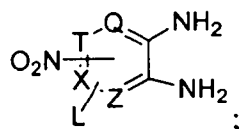
with ammonium

hydroxide to form a first intermediate having formula:

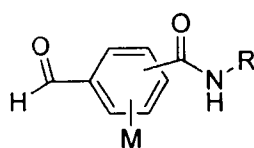


reacting said first intermediate with diammonium sulfide to form a second

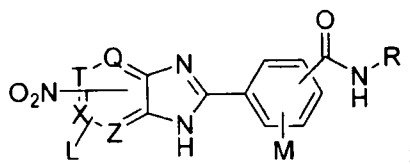
intermediate having formula:



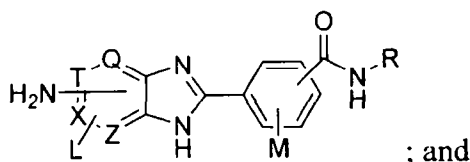
reacting said second intermediate with a compound having formula:



to form a third intermediate having formula:



reducing said third intermediate to form a fourth intermediate having formula:

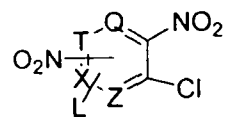


; and

reacting said fourth intermediate with an acyl chloride to form a compound of Supragenus C.

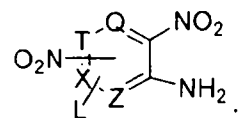
41. A method of preparing a compound or salt thereof of Supragenus D as defined in Claim 1, comprising:

reacting a compound having formula:

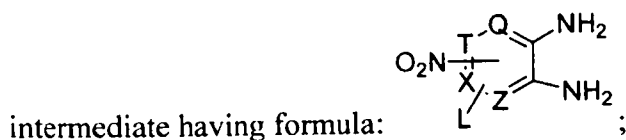


with ammonium

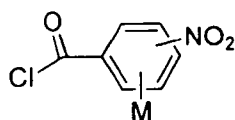
hydroxide to form a first intermediate having formula:



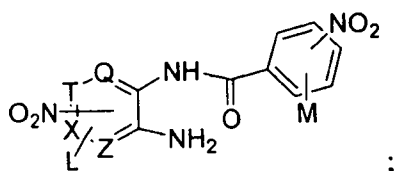
reacting said first intermediate with diammonium sulfide to form a second



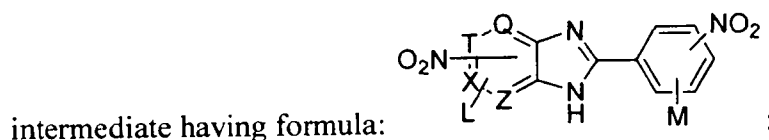
reacting said second intermediate with a compound having formula:



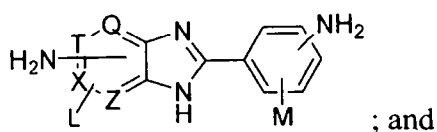
to form a third intermediate having formula:



cyclizing said third intermediate with use of an acid to form a fourth



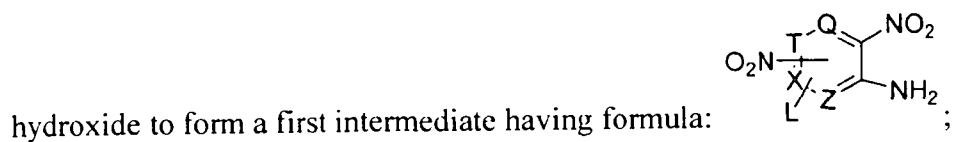
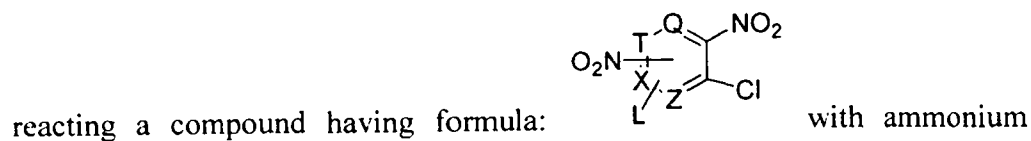
reducing said fourth intermediate to form a fifth intermediate having formula:



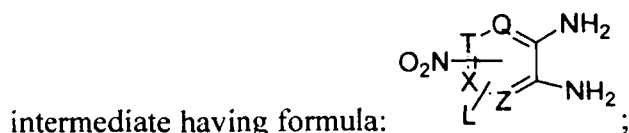
; and

reacting said fifth intermediate with an acyl chloride to form a compound of Supragenus D.

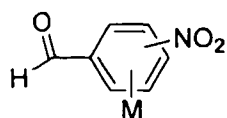
42. A method of preparing a compound or salt thereof of Supragenus D as defined in Claim 1, comprising:



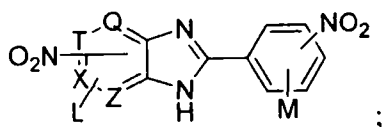
reacting said first intermediate with diammonium sulfide to form a second



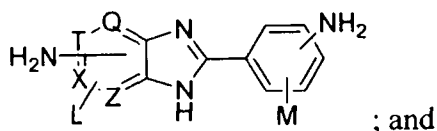
reacting said second intermediate with a compound having formula:



to form a third intermediate having formula:



reducing said third intermediate to form a fourth intermediate having formula:

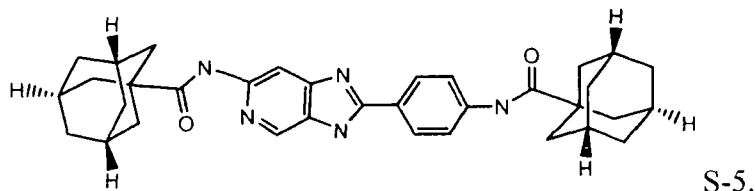


reacting said fourth intermediate with an acyl chloride to form a compound of Supragenus D.

43. A pharmaceutical composition for treating or preventing an allergic reaction associated with increased IgE levels, inhibiting cellular proliferation, and/or inhibiting cytokines or leukocytes in a mammal comprising one or more of the compound or salt thereof of Claim 1.

44. The pharmaceutical composition of Claim 43, further comprising at least one additional ingredient which is active in reducing at least one symptom associated with said allergic reaction, cell proliferation, and/or inhibition o cytokines or leukocytes.

45. A compound or salt thereof represented by the following formula:



46. A compound or salt thereof as claimed in any one of claims 1 to 5, 7, 10, 12, 14 and 16, specifically as hereinbefore described and exemplified and not claimed in any one of claims 6, 8, 9, 11, 13, 15 and 45.

47. A compound or salt thereof including any new and inventive integer or combination of integers, substantially as herein before.

48. The use as claimed in any one of claims 17 to 34, substantially as hereinbefore described or exemplified.

49. The use according to the invention including any new and inventive integer or combination of integers, substantially as herein before.

50. The pharmaceutical composition as claimed in Claim 43 or 44, substantially as hereinbefore described or exemplified.

51. The pharmaceutical composition including any new and inventive integer or combination of integers, substantially as herein before.