

E. F. Schreiner. Umbrella.

N^o 74,944.

Patented Feb. 25. 1868

Fig 3

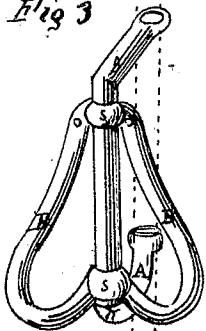


Fig 6.

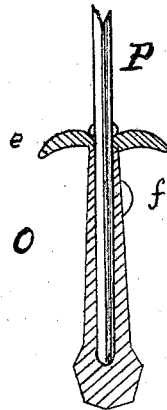
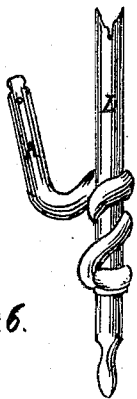


Fig 5.

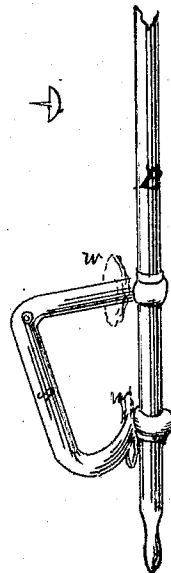
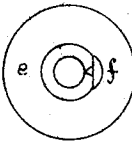


Fig 2.

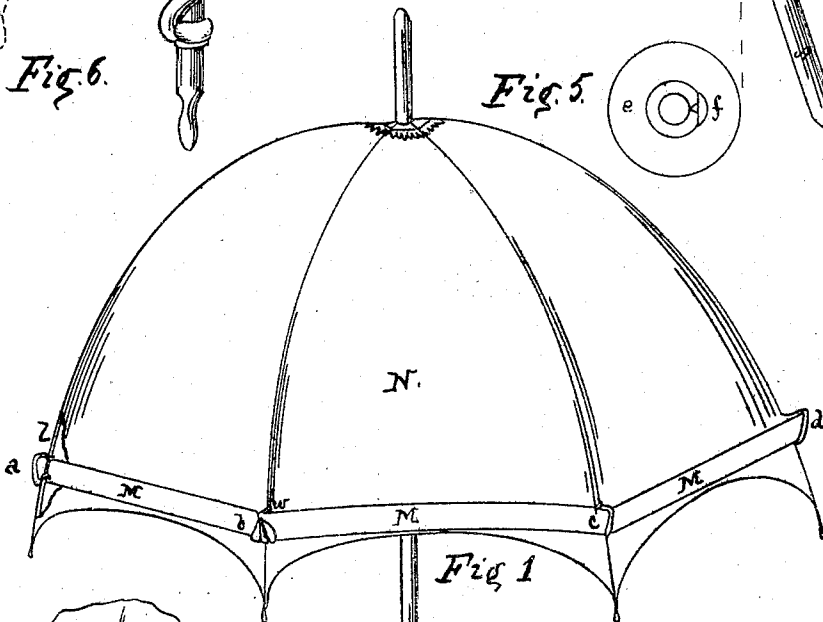


Fig 1

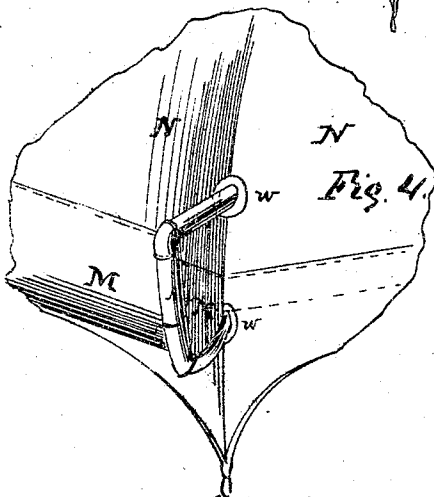


Fig 4.

Witness

W. F. Schreiner - Langenberg

Edmund F. Schreiner att.

United States Patent Office.

EDMUND F. SCHREINER, OF ST. LOUIS, MISSOURI.

Letters Patent No. 74,944; dated February 25, 1868; antedated February 17, 1868.

IMPROVEMENT IN UMBRELLAS.

The Schedule referred to in these Letters Patent and making part of the same.

TO ALL WHOM IT MAY CONCERN:

Be it known that I, EDMUND F. SCHREINER, of St. Louis, in the county of St. Louis, and State of Missouri, have invented a new and useful Improvement on Umbrellas; and I do hereby declare that the following is a full and exact description thereof, reference being had to the accompanying drawings, and to the letters of reference marked thereon.

The nature of my invention consists in a strip of cloth, *m m*, Figure 1, fastened around the umbrella near the lower edge, and bent upward, so as to form a channel or gutter, which will receive the dripping water when the umbrella is used in rain, and conduct the same to a point of escape. This strip of cloth is supported in the wanted position by metal ribs *a c*, fig. 1, bent in a suitable form, and connected with the main ribs, as shown in Figure 2, allowing a motion around the latter, in order to lie flat to the umbrella when the same is folded up. The channel-strip is fastened to the ribs in a similar manner as the umbrella-cover to the main ribs.

Alternately with the channel-ribs *A*, fig. 2, I use some of the form *T*, fig. 6, which, being bent towards or from the main ribs, serve to regulate the strain in the channel-cloth. The latter is strengthened at the edge by a seam, in which a thin cord is inserted. The umbrella-cloth may be strengthened by eyelets, *w w*, where the channel-ribs pass the same.

At the point of escape, the ends of the channel-strip are fastened to the branches of a ring, shaped as shown in *B B*, Figure 3. This ring, stuck up loose on the channel-rib *A*, by means of the holes *s s*, and resting on the swell or tight ring *K*, may be turned for the purpose of lying flat when the umbrella is folded.

A small India-rubber hose may also be attached to the spout or point of escape, through which the water must pass before escaping, thereby assuming a vertical direction. This, however, is not considered essential.

On that side of the handle which is nearest to the point of escape, *C*, fig. 1, a convex-headed small screw or tack, *F*, figs. 1 and 5, is let into the handle. By said mark the bearer will know, without the assistance of the eye, how to turn the umbrella to have the water dripping from the spout before or behind his person, as the mark is turned from or towards his body.

One cheap variety of gutter-umbrellas may be constructed as follows: Instead of attaching a separate channel, the ends of the umbrella-ribs can be bent up, so that the lower part of the cover itself will form the gutter.

Now, be it known, that I do not confine myself to any particular material used for the channel-strip, or any particular method of fastening the channel to the umbrella; therefore,

What I claim as my invention, and desire to secure by Letters Patent, is—

An umbrella provided with a channel or conductor, secured to its lower outside edge, substantially as described.

EDMUND F. SCHREINER.

Witnesses:

WM. BLIESNER,
E. SPANGENBERG.