

(12) INTERNATIONAL APPLICATION PUBLISHED UNDER THE PATENT COOPERATION TREATY (PCT)

(19) World Intellectual Property Organization
International Bureau



(43) International Publication Date
10 April 2003 (10.04.2003)

PCT

(10) International Publication Number
WO 03/029366 A1

(51) International Patent Classification⁷: **C09D 11/10**,
11/00, C08F 290/06, B29C 67/00

(21) International Application Number: PCT/US02/31476

(22) International Filing Date: 2 October 2002 (02.10.2002)

(25) Filing Language: English

(26) Publication Language: English

(30) Priority Data:
09/971,247 3 October 2001 (03.10.2001) US

(71) Applicant: **3D SYSTEMS, INC.** [US/US]; 26081 Avenue
Hall, Valencia, CA 91355 (US).

(71) Applicants and

(72) Inventors: **SCHMIDT, Kris, Alan** [US/US]; 10354
Danube Avenue, Granada Hills, CA 91344 (US). **DOAN,**
Vu, A. [US/US]; 135 S. Verdugo #B, Glendale, CA 91205
(US). **XU, Pingyong** [CN/US]; 23229 Savory Place,
Valencia, CA 91354 (US). **STOCKWELL, John, S.**
[US/US]; 13286 Dyer Street, Sylmar, CA 91342 (US).
HOLDEN, Susan, Kay [US/US]; 10417 Lanark Street,
Sun Valley, CA 91352 (US).

(74) Agent: **D'ALESSANDRO, Ralph**; 3D Systems, Inc.,
26081 Avenue Hall, Valencia, CA 91355 (US).

(81) Designated States (*national*): AE, AG, AL, AM, AT, AU,
AZ, BA, BB, BG, BR, BY, BZ, CA, CH, CO, CR, CZ, DE,
DK, DM, DZ, EC, EE, ES, FI, GB, GD, GE, GH, GM, HR,
HU, ID, IL, IN, IS, JP, KE, KG, KR, KZ, LC, LK, LR, LS,
LT, LU, LV, MA, MD, MG, MK, MN, MW, MX, MZ, NO,
NZ, OM, PH, PL, PT, RO, RU, SD, SE, SG, SI, SK, SL,
TJ, TM, TN, TR, TT, TZ, UA, UG, US, UZ, VN, YU, ZA,
ZM, ZW.

(84) Designated States (*regional*): ARIPO patent (GH, GM,
KE, LS, MW, MZ, SD, SL, SZ, TZ, UG, ZM, ZW),
Eurasian patent (AM, AZ, BY, KG, KZ, MD, RU, TJ, TM),
European patent (AT, BE, BG, CH, CY, CZ, DE, DK, EE,
ES, FI, FR, GB, GR, IE, IT, LU, MC, NL, PT, SE, SK,
TR), OAPI patent (BF, BJ, CF, CG, CI, CM, GA, GN, GQ,
GW, ML, MR, NE, SN, TD, TG).

Published:

- with international search report
- before the expiration of the time limit for amending the
claims and to be republished in the event of receipt of
amendments

For two-letter codes and other abbreviations, refer to the "Guidance Notes on Codes and Abbreviations" appearing at the beginning of each regular issue of the PCT Gazette.



WO 03/029366 A1

(54) Title: ULTRA-VIOLET LIGHT CURABLE HOT MELT COMPOSITION

(57) Abstract: A UV curable composition useful for three-dimensional inkjet printing comprising (i) at least one UV curable urethane (meth)acrylate resin; (ii) at least one wax; (iii) at least one (meth)acrylate diluent; (iv) at least one photoinitiator; and (v) at least one polymerization inhibitor; wherein the amount of wax (ii) is sufficient to phase change the UV curable composition after jetting.

ULTRA-VIOLET LIGHT CURABLE HOT MELT COMPOSITION

BACKGROUND OF THE INVENTION1. Field of the Invention

5 The present invention relates to selected ultra-violet light (UV) curable hot melt (or phase change) compositions that can be used either in a solid object printer such as a Thermojet printer to produce strong and desirable parts from CAD designs or in the adhesive industry to produce adhesive and their film coatings. In particular, this invention relates to UV curable phase change compositions which are comprised of (i) at least one UV curable urethane (meth)acrylate resin; (ii) at least one wax; (iii) at least one (meth)acrylate diluent; (iv) at least one photoinitiator; and (v) at least one polymerization inhibitor.

2. Brief Description of Art

15 Commercially available UV hot melt printers such as the 3D Thermojet solid object printer available from 3D Systems of Valencia, California, uses a phase change material or ink that is jetted through a print head as a liquid to form a wax-like thermopolymer part. These parts contain mixtures of various waxes and polymers and are solid at ambient temperatures, but convert to a liquid phase at elevated jetting temperatures. Accordingly, such phase change materials used in such printers are required to have a melting point of at least 65°C and a viscosity of about 13 cPs at about 130°C to about 140°C (jetting temperature). Suitable waxes useful in these jettable phase change materials have included paraffin, microcrystalline waxes, polyethylene waxes, ester waxes and fatty amide waxes.

20 Suitable polymers useful for these phase change materials have included polyurethane resins, tall oil rosin and rosin ester polymers.

Existing phase change materials have some problems associated either with their physical characteristics (e.g. they are weak and brittle and subject to cracking after being jetted) or have processing limitations (e.g. they must be jetted at relatively high temperatures (130-140°C)) because of the high viscosities of the individual components of such materials. Accordingly, there is a need for better materials that overcome these problems. The present invention is believed to solve these problems.

This patent application is related to U.S. Application Serial No. 09/924,608 filed August 6, 2001, which is a continuation of prior U.S. Application Serial No. 09/252,512, filed February 18, 1999, now U.S. Patent 6,270,335, which is a divisional of U.S. Application Serial No. 08/722,335, filed September 27, 1996, now abandoned, which is a continuation-in-part of U.S. Application Serial No. 08/534,813, filed September 27, 1995, now abandoned. This application also relates to U.S. Patent No. 6,193,923 (Serial No. 09/252,512) which issued on February 27, 2001 and is a divisional of Serial No. 08/722,335. All of these related applications are incorporated by reference in their entirety herein

35 BRIEF SUMMARY OF THE INVENTION

The invention provides a UV curable composition for three-dimensional inkjet printing comprising (I) at least one UV curable urethane (meth)acrylate resin; (ii) at least one wax, preferably at least one urethane wax; (iii) at least one (meth)acrylate diluent; (iv) at least one photoinitiator, and (v) at least one polymerization inhibitor. Preferably, the amount of wax (ii) is sufficient to phase the UV curable composition after jetting.

40 Therefore, one aspect of the present invention is directed to a UV curable composition useful for three-dimensional inkjet printing comprising (i) at least one UV curable urethane (meth)acrylate resin; (ii) at least one

wax; (iii) at least one (meth)acrylate diluent; (iv) at least one photoinitiator; and (v) at least one polymerization inhibitor; wherein the amount of wax (ii) is sufficient to phase change the UV curable composition after jetting.

Another aspect of the present invention is directed to a UV curable composition useful for three-dimensional inkjet printing comprising (i) at least one UV curable urethane (meth)acrylate resin; (ii) at least one urethane wax; (iii) at least one (meth)acrylate diluent; (iv) at least one photoinitiator; and (v) at least one polymerization inhibitor.

And, another aspect of the present invention is directed to a method for creating raised and special printing effects using inkjet technology comprising the steps of:

depositing the above-noted UV light curable composition on the area selected for said printing effects;

curing said area with UV light;

wherein the amount of material to be deposited corresponds to the area selected for said printing effects and the height of the raised area relative to the medium on which said composition is deposited.

Still another aspect of the present invention is directed to a selective deposition modeling method of forming at least a portion of a three-dimensional object on a layer-by-layer basis, comprising the steps of:

a) generating computer data corresponding to layers of said object;

b) providing a build material which is a fluid at at least one temperature between 40°C and about 90°C, comprising the above-noted composition;

c) elevating the temperature of said material to a temperature above 70°C to about 90°C;

d) selectively dispensing said material at said elevated temperature according to said computer data to form a layer of said object;

e) providing an environment that lowers the temperature of said dispensed material into a solid state;

f) subjected the solid dispensed material to a UV light to cure the material; and

g) repeating steps d), e), and f) to form subsequent layers until at least said portion of the object is formed.

The UV curable composition of the present invention has the advantages of (1) having thermal stability of at least 3 days at a jetting temperature of 85°C; (2) can be jettable at lower temperatures (e.g. about 70°C to about 90°C) because its viscosity at those temperatures is about 10 to about 16 cPs while also having a freezing temperature over about 40°C (meaning it remains solid at ambient temperatures); (3) it possesses tough physical properties after curing with UV light, and (4) its consistency is sufficient to permit planarization prior to curing with UV light to accomplish layer height correction of the composition.

DETAILED DESCRIPTION OF THE INVENTION

The term “(meth)acrylate” is used herein to mean either or both methacrylate or acrylate.

The term “UV” or “ultra violet light” is used herein to mean any appropriate form of actinic radiation which is useful in curing the compositions of the present invention.

The UV curable urethane (meth)acrylate resins used herein can be any methacrylate or acrylate resin which polymerizes in the presence of a free radical photoinitiator, is thermally stable for at least one week at the jetting temperature (about 70°C), and has a boiling point greater than the jetting temperature. It also preferably has a flash point above the jetting temperature, and preferably forms a tough, high modulus polymer when aggregated with

other (meth)acrylate monomers and oligomers. It is also preferably curable under UV light at wavelengths from about 300 to about 400 nanometers. Alternatively, this component also may be curable in the visible light range (i.e. above about 400 nanometers) provided appropriate operator shielding is present.

5 These urethane (meth)acrylates used as the aforementioned component (i) are known to those skilled in the art and can be prepared in a known manner typically by reacting a hydroxyl-terminated polyurethane with acrylic acid or methacrylic acid to the corresponding urethane acrylate, or by reacting as isocyanate-terminated prepolymer with hydroxyalkyl acrylates or methacrylates to the urethane acrylate. Suitable processes are disclosed, inter alia, in EP-A 114 982 and EP-A 133 908. The molecular weight of such acrylates is generally in the range from 400 to 10,000, preferably from 500 to 7,000. Urethane acrylates are also commercially available by the SARTOMER
10 Company under the product names CN980, CN981, CN975 and CN2901. The preferred amount of the urethane (meth)acrylate resin is from about 20% to about 40% by weight of the composition.

The waxes used herein are preferably urethane waxes and may be mono, di or higher functionality. Other waxes such as hydrocarbon waxes can instead be used. These include hydrogenated waxes, paraffin waxes, microcrystalline waxes, fatty ester waxes, and the like.

15 The urethane waxes used herein can either be inert urethane waxes or reactive urethane waxes that have one or more functional groups reactive with the aforementioned (meth)acrylate compounds (i), (iii) or (iv). One preferred class of inert linear urethane waxes has the chemical formula $C_{18}H_{37}NCOOC_nH_{(2n+1)}$ wherein n is an integer from 4 to 16. Another preferred class of reactive linear urethane waxes has the chemical formula $C_nH_{(2n+1)}NC(O)OC_mH_{(2m)}OC(O)C(CH_3)=CH_2$ wherein n is an integer from about 12 to about 18 and m is an integer
20 from about 2 to about 12. Another preferred class of reactive urethane wax has the chemical formula $C_nH_{(2n+1)}O(O)CNC_2H_4OCC(CH_3)=CH_2$ wherein n is an integer from about 4 to about 18. Preferably, the total amount of urethane wax in the UV curable composition is from about 5% to about 25% by weight. The most preferred urethane waxes are ADS038 [1-dodecyl-N-octadecyl carbamate: $CH_3(CH_2)_{17}NCOO(CH_2)_{11}CH_3$] and ADS043 [1-hexadecyl-N-octadecyl carbamate: $CH_3(CH_2)_{17}NCOO(CH_2)_{15}CH_3$] waxes available from American Dye
25 Source, Inc. of Baie D'Urfe, Quebec, Canada. It is preferred that they be used in combination. Preferably, the freezing point of the urethane wax is greater than about 40°C when in the UV curable composition. This facilitates planarization and layer height correction of the jetted materials.

The (meth)acrylate diluent used herein can be any (meth)acrylate having a low viscosity, typically less than about 13 cPs. However lower functionality materials are preferred, especially monofunctional (meth)acrylates,
30 since these incur less polymerization shrinkage and therefore reduce printed object distortion. The diluent or diluents are added to the composition to mainly control viscosity, but also improve the other physical properties of the composition including improving adhesion of the cured composition to the build platform. The preferred amount of the (meth)acrylate diluent is from about 10% to about 60% by weight of the composition. For low molecular weight materials, methacrylates, dimethacrylates, triacrylates, and diacrylates can be used in a variety of
35 combinations. These include tetrahydrofurfuryl methacrylate, triethylene glycol dimethacrylate, 2-phenoxyethyl methacrylate, lauryl methacrylate, ethoxylated trimethylolpropane triacrylate, polypropylene glycol monomethacrylate, polyethylene glycol monomethacrylate, cyclohexane dimethanol diacrylate, and tridecyl methacrylate.

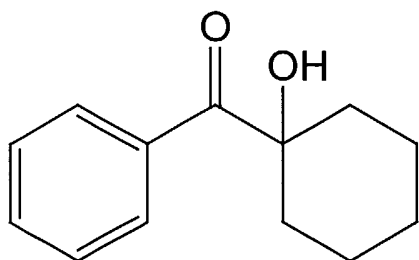
40 Other compounds useful as the aforementioned component (iii) include the diacrylate and dimethacrylate esters of aliphatic, cycloaliphatic or aromatic diols, including 1,3- or 1,4-butanediol, neopentyl glycol, 1,6-hexanediol, diethylene glycol, triethylene glycol, tetraethylene glycol, polyethylene glycol, tripropylene glycol,

ethoxylated or propoxylated neopentyl glycol, 1,4-dihydroxymethylcyclohexane, 2,2-bis(4-hydroxycyclohexyl)propane or bis(4-hydroxycyclohexyl)methane, hydroquinone, 4,4'-dihydroxybiphenyl, bisphenol A, bisphenol F, bisphenol S, ethoxylated or propoxylated bisphenol A, ethoxylated or propoxylated bisphenol F or ethoxylated or propoxylated bisphenol S.

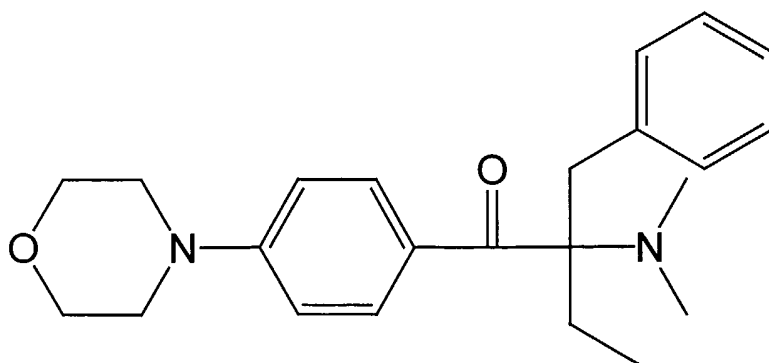
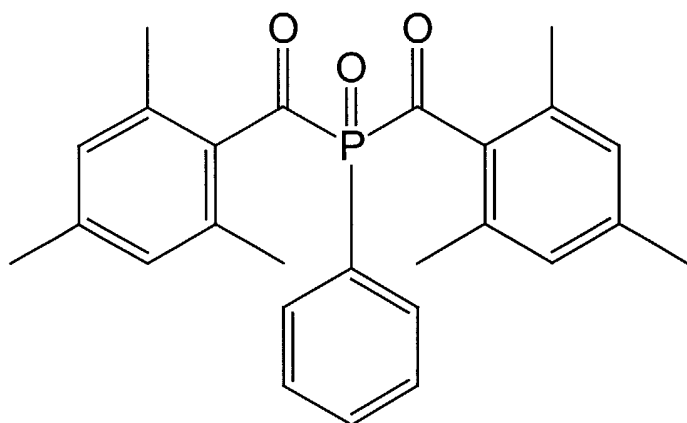
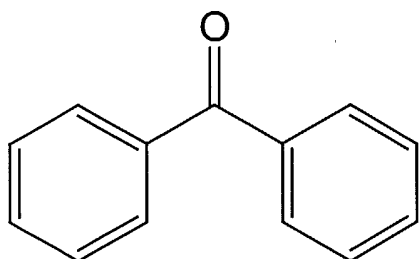
5 Illustrative examples of tri(meth)acrylates which may be useful as component (iii) are: 1,1,1-trimethylolpropane triacrylate or methacrylate, ethoxylated or propoxylated 1,1,1-trimethylolpropanetriacrylate or methacrylate, ethoxylated or propoxylated glycerol triacrylate, pentaerythritol monohydroxy triacrylate or methacrylate; and also higher functional acrylates or methacrylates such as dipentaerythritol monohydroxy pentaacrylate or bis(trimethylolpropane) tetraacrylate. Such compounds are known to the skilled person and some
10 are commercially available. Preferably these compounds useful as a diluent have a molecular weight in the range from 250 to 700.

Illustrative of the diluents potentially useful in the novel compositions of the present invention may also be selected from the following compounds: allyl acrylate, allyl methacrylate, methyl (meth)acrylate, ethyl (meth)acrylate, n-propyl (meth)acrylate, n-butyl (meth)acrylate, isobutyl (meth)acrylate, n-hexyl (meth)acrylate, 2-ethylhexyl (meth)acrylate, n-octyl (meth)acrylate, n-decyl (meth)acrylate and n-dodecyl (meth)acrylate, 2-
15 hydroxyethyl (meth)acrylate, 2- and 3-hydroxypropyl (meth)acrylate, 2-methoxyethyl(meth)acrylate, 2-ethoxyethyl (meth)acrylate and 2- or 3-ethoxypropyl (meth)acrylate, tetrahydrofurfuryl methacrylate, 2-(2-ethoxyethoxy)ethyl acrylate, cyclohexyl methacrylate, 2-phenoxyethyl acrylate, glycidyl acrylate and isodecyl acrylate. Such products are also known and some are commercially available, as from the Sartomer Company, Inc.

20 The photoinitiator used herein is preferably an alpha-cleavage type (unimolecular decomposition process) photoinitiator or a hydrogen abstraction photosensitizer-tertiary amine synergist, that absorbs light preferably between about 250 nm and about 400 nm, more preferably from about 300 nm to about 365 nm, to yield free radical(s). Examples of alpha cleavage photoinitiators are Irgacure 184 (CAS 947-19-3), Irgacure 369 (CAS 119313-12-1), and Irgacure 819 (CAS 162881-26-7). An example of a photosensitizer amine combination is
25 Darocur BP (CAS 119-61-9) with diethylaminoethylmethacrylate. The preferred amount of photoinitiator is from about 0.1% to about 5% by weight of the composition. The chemical formula of these photoinitiators is shown below:



Irgacure 184

**Irgacure 369**5 **Irgacure 819****Darocure BP**

10

It should be noted that any type of photoinitiator which, when irradiated suitably, forms free radicals can be employed as the aforementioned component (iv) in the novel compositions. The particular photoinitiator is selected based upon the type of actinic radiation employed to initiate the polymerization. Other typical known photoinitiators are benzoin, including benzoin, benzoin ethers, such as benzoin methyl ether, benzoin ethyl ether and benzoin isopropyl ether, benzoin phenyl ether and benzoin acetate, acetophenones, including acetophenone, 2,2-dimethoxyacetophenone and 1,1-dichloroacetophenone, benzil, benzil ketals, such as benzil dimethyl ketal and benzil diethyl ketal, anthraquinones, including 2-methylanthraquinone, 2-ethylanthraquinone, 2-tert-butylanthraquinone, 1-chloroanthraquinone and 2-amylanthraquinone, triphenylphosphine, benzoylphosphine oxides, for example 2,4,6-trimethylbenzoyldiphenylphosphine oxide (Lucirin TPO), benzophenones, such as benzophenone and 4,4'-bis(N,N'-dimethylamino)benzophenone, thioxanthenes and xanthenes, acridine derivatives,

20

phenazine derivatives, quinoxaline derivatives or 1-phenyl-1,2-propanedione, 2-O-benzoyl oxime, 1-aminophenyl ketones or 1-hydroxyphenyl ketones, such as 1-hydroxycyclohexyl phenyl ketone, phenyl 1-hydroxyisopropyl ketone and 4-isopropylphenyl 1-hydroxyisopropyl ketone, all of which are known compounds.

For example, suitable photoinitiators which are normally used in combination with a HeCd laser as radiation source are acetophenones, conveniently 2,2-dialkoxybenzophenones and 1-hydroxyphenyl ketones, for example 1-hydroxycyclohexyl phenyl ketone or 2-hydroxyisopropyl phenyl ketone (=2-hydroxy-2,2-dimethylacetophenone).

Another class of photoinitiators which are normally employed when irradiating with argon ion lasers are the benzil ketals, typically benzil dimethyl ketal. Preferably the photoinitiator is an α -hydroxyphenyl ketone, benzil dimethyl ketal or 2,4,6-trimethylbenzoyldiphenylphosphine oxide or a mixture of these initiators.

Another class of suitable photoinitiators comprises the ionic dye-counter ion compounds which are capable of absorbing actinic radiation and generating free radicals which are able to initiate the polymerization of the (meth)acrylates. Novel compositions containing ionic dye-counter ion compounds can be cured more variably in this way with visible light within the adjustable wavelength range of about 400 nm to about 700 nm. Ionic dye-counter ion compounds and their mode of action are known, for example from EP-A-0 223 587 and U.S. Pat. Nos. 4,751,102; 4,772,530 and 4,772,541.

The polymerization inhibitor used herein is preferably methoxyhydroquinone (MEHQ). This component is added to give additional thermal stability to the composition. The preferred amount of polymerization inhibitor is from about 0.1% to about 1% by weight of the composition. The polymerization inhibitor preferably is incorporated into the commercially provided reactive ingredients.

Optional components to the UV curable composition may include UV stabilizers, slip agents, wetting agents, flow control agents, sensitizers, antiprecipitants, surfactants, dyes, pigments or fillers. One preferred optional ingredient is an aliphatic/aromatic epoxy acrylate blend, such as Ebecryl 3200, or bis-phenol-A-di(meth)acrylate. It aids in the adhesion of the composition to the build platform, helps to reduce shrinkage and increases the flexural modulus of the cured material. It is preferably used in amounts from about 1% to about 20% by weight of the composition.

The preferred method of making the composition is to place all of the ingredients into a reaction vessel and then heating the mixture to about 75°C to about 95°C with stirring. The heating and stirring are continued until the mixture attains a homogenized molten state. The molten mixture is preferably filtered while in a flowable state to remove any large undesirable particles that may interfere with later jetting. The filtered mixture is then cooled to ambient temperatures until it is heated in the inkjet printer.

The solid photo-cured compositions of the present invention preferably possess the following physical characteristics:

1. Tensile Strength of at least 2,000 psia;
2. Tensile Modulus of at least 100,000 psia;
3. Tensile elongation of at least 9%;
4. Hardness of at least 60 shore D;
5. Impact Strength of at least 0.2 ft-lb/in (Izod notched);
6. Flexural Strength of at least 1,500 psia; and
7. Flexural Modulus of at least 2,500 psia.

The liquid photo-curable compositions of the present invention preferably possess the following physical characteristics:

1. Melting point from about 45°C to about 65°C (MP must be greater than the jetting temperature);
2. Freezing point from about 33°C to about 60°C;
- 5 3. Jetting viscosity of about 10 to about 16 cPs at 70°C-95°C; and
4. Thermally stable for at least 3 days at the jetting temperature.

The UV curable hot melt material may be used with piezoelectric inkjet print heads to build digital three-dimensional objects using a UV lamp to cure the jetted material.

10 In one embodiment of the present invention, a preselected amount of the UV curable composition of the present invention is jetted through the print head or plurality of print heads of a suitable inkjet printer to form a layer onto a build support platform in a build chamber. Each layer of material is deposited according to the preselected CAD parameters. A suitable print head to deposit the material is the piezoelectric Z850 print head available from Xerox Corporation's Office Products Business Unit in Wilsonville, Oregon.

15 The temperature of the build environment is controlled so that the jetted droplets solidify on contact with the receiving surface. After each layer is deposited, the deposited material is planarized and cured with UV radiation prior to the deposition of the next layer. Optionally several layers can be deposited before planarization and curing or multiple layers can be deposited and cured followed by one or more layers being deposited and then planarized without curing. Planarization corrects the thickness of one or more layers prior to curing the material by
20 evening the dispensed material to remove excess material and create a uniformly smooth exposed or flat up-facing surface on the support platform of the printer. Preferably planarization is accomplished with a heated wiper device, such as a counter-rotating roller. The process is continued until a useful finished three-dimensional design is prepared.

25 It should be noted that the consistency of the jetted build material of the present invention prior to curing must be sufficient to retain its shape and not be subject to viscous drag or shear from the planarizer. This property is obtained by the solidification after jetting of the about 5% to about 25% by weight wax that permeates throughout the still liquid urethane (meth)acrylate resin(s) and (meth)acrylate diluent(s) to form a supporting mesh or matrix for the liquid components. While the exact mechanism is not fully understood, it is theorized that the solidified wax support matrix increases the apparent viscosity of the jetted build material and provides sufficient surface area to
30 promote and facilitate the adhesion of the uncured liquid components thereto to permit the jetted material to retain its shape with a paste-like semi-solid consistency, resist the aforementioned viscous drag and shear stress during planarization, and not be so large a percent of the composition to adversely affect the desired physical properties of the cured build material.

35 The present invention is further described in detail by means of the following Examples and Comparisons. All parts and percentages are by weight and all temperatures are degrees Celsius unless explicitly stated otherwise.

EXAMPLES 1-5

40 Five UV curable phase change build material formulations were developed having a viscosity of between about 13 to about 14 centipoise (cPs) at a temperature of about 80°C. The material formulations were targeted to have a melting point of between about 50°C to about 60°C, and a freeze point of between about 45°C to about 55°C. It is desired that the melting point of the material be at least lower than the dispensing temperature, but generally not

lower than about 50°C. A melting point of between about 50°C and about 80°C is acceptable, although preferably between about 50°C and about 60°C to assure the material remains in the flowable state in light of temperature variations that can occur in the print head. In the preferred embodiment, where a non-curable phase change support material is dispensed from the same print head as the curable phase change build material, the support material would have a similar melting point, freeze point, and viscosity at the dispensing temperature. Although not tested, the curable phase change build material formulations are believed to have a dispensing life of between about 3-5 weeks based on the data from the thermal aging tests for similar formulations. The formulations generally comprise between about 20% to about 40% by weight of high molecular weight reactive oligomers, between about 10% to about 60% by weight of low molecular weight reactive (meth)acrylates, between about 1% to about 6% by weight of a photoinitiator, and between about 5% to about 25% by weight wax. The reactive components of both high and low molecular weight materials comprise between about 75% to about 95% by weight of the composition. The combination of high and low molecular weight monomers and oligomers were accordingly adjusted so as to achieve the desired viscosity of between about 13 to about 14 centipoise for the formulation at a temperature of about 80°C. For the high molecular weight materials urethane acrylates were used alone or with epoxy acrylates. For the low molecular weight materials, methacrylates, dimethacrylates, triacrylates, and diacrylates were used in a variety of combinations. Non-reactive urethane waxes were used, although hydrocarbon waxes could also be used, such as carbon hydrogenated waxes, paraffin waxes, microcrystalline waxes, fatty ester waxes, and the like. However, the wax must be chosen such that it is relatively insoluble in the monomer formulation upon cooling in order to form a solid planarizable layer. MEHQ was present in small amounts (100 to 800 ppm) in each of the (meth)acrylate components when purchased from the supplier. The components of these five exemplary build material formulations are provided by weight percent in Table 1.

TABLE 1

Mfg. ID No.	General Component Name	Ex. 1	Ex. 2	Ex. 3	Ex. 4	Ex. 5
CN980	Urethane Acrylate	7.2%			6.5%	7.2%
CN981	Urethane Acrylate			26%		
E3200	Epoxy Acrylate			14%	6%	
CN975	Hexafunctional Urethane Acrylate		7.2%			
CN2901	Urethane Acrylate	27.5%	27%		18.7%	27.5%
SR203	Tetrahydrofurfuryl Methacrylate					18%
SR205	Triethylene glycol dimethacrylate	33%		46.5%	41.05%	15%
SR340	2-phenoxyethyl methacrylate					19%
SR313	Lauryl methacrylate		18%			
SR454	Ethoxylated ₃ Trimethylolpropane Triacrylate		4.5%			
SR604	Polypropylene glycol monomethacrylate				12%	
CD406	Cyclohexane dimethanol diacrylate		30%			
SR493D	Tridecyl methacrylate	19%				
ADS038	Urethane wax	7%	5.3%	10%	10%	9.3%
ADS043	Urethane wax	4.3%	6%	1.5%	2%	2%
I-184	Photo-initiator	2%	2%	2%	3.75%	2%
TOTAL		100%	100%	100%	100%	100%

The following components used in the five formulations listed in Table 1 are available from the Sartomer Company, Inc. of Exton, Pennsylvania under the following designations: CN 980, CN 981, CN 975, CN2901, SR 203, SR 205, SR 340, SR 313, SR 454, CD 406, SR604, SR 493D. The following components used on the five formulations listed in Table I are available from American Dye Source, Inc. of Baie D'Urfe, Quebec, Canada: ADS

038, and ADS 043. The epoxy acrylate under the designation E 3200 is available as Ebecryl 3200 from UCB Chemical, Inc. of Atlanta, Georgia. The photoinitiator under the designation I-184 listed is available from Ciba Specialty Chemicals, Inc. of New York, New York.

5 The formulations in Table 1 were made in accordance with the present invention by mixing the individual components in a kettle equipped with a mixing blade. A kettle was preheated to about 85°C and the components placed into the kettle, the kettle closed and stirring was commenced. Stirring continued as the components eventually equalized to the temperature of the kettle. Stirring was then continued until a homogenized molten state was achieved. The viscosity was measured and adjusted as needed. It took approximately 2.5 hours to mix a 75 pound quantity of the formulations to a homogenized state. The formulations were then removed from the kettle and
10 filtered through a 1 micron absolute filter while in the flowable state. The formulations were then cooled to ambient temperature at which they transitioned from the flowable to the non-flowable state.

In a preferred embodiment, Selective Deposition Modeling (SDM) apparatus dispenses a preferred UV curable phase change material, such as that in Example 4 of Table 1, to form the object and another non-curable phase change material to form supports for the object, as needed. This is desired so that the non-curable phase
15 change material can be removed from the cured object by application of a solvent to dissolve the support material or by application of heat to melt the support material.

A preferred support material formulation comprises 70% by weight octadecanol available from Ruger Chemical of Irvington, New Jersey, and 30% by weight of a tackifier sold under the designation of KE 100 available from Arakawa Chemical of Chicago, Illinois. The support material formulation has a viscosity of about 11.8
20 centipoise at a temperature of about 80°C, and a melting point of about 58°C and a freezing point of about 49°C. The support material formulation was mixed in a kettle equipped with a mixing blade. The kettle is preheated to about 85°C and the octadecanol is placed into the kettle by itself, as it has the lower melting point, and the kettle is closed and stirring commenced. Once the octadecanol has melted, the KE 100 is added to the mixture while stirring continues. The kettle is closed and stirring continues until a homogenized state of the mixture is achieved. The
25 viscosity is measured and adjusted if needed. The formulation is then removed from the kettle and filtered through a 1 micron absolute filter while in the flowable state. The formulation is then cooled to ambient temperature wherein it transitions from the flowable to the non-flowable state.

The support material may also be a thermoplastic phase change material such as that disclosed in U.S. Patent No. 6,132,665 to Bui et al. Alternatively, the support material may also be a water-soluble material, if
30 desired. In addition, the material may be a gel material, such as gelatin that can be wiped away from the object, if desired.

In the preferred SDM apparatus of the present invention, the Z850 print head is configured to also dispense a non-curable phase change support material as well as the curable phase change build material. Sample parts were made in this manner and the support material removed to expose the three-dimensional objects.

35 The support material is removed by further processing. Generally, thermal processing by the application of heat to bring the support material back to a flowable state is needed to remove substantially all of the support material from the three-dimensional object. This can be accomplished in a variety of ways. For example, the part can be placed in a heated vat of liquid material, such as water or oil. Physical agitation may also be used, such as by directing a jet of the heated liquid material directly at the support material. This can be accomplished by steam
40 cleaning with appropriate equipment. Alternatively, the support material can also be removed by submersing the material in an appropriate liquid solvent to dissolve the support material.

After the support material was removed from the parts, the three-dimensional objects were then tested to determine the resulting physical properties achieved. The physical properties measured for the five formulations are provided in Table 2 along with their viscosity's, melting points and freezing points. Only the formulation in Example 4 was tested for mechanical impact strength properties after cure.

5

TABLE 2

Property	Ex. 1	Ex. 2	Ex. 3	Ex. 4	Ex. 5
Viscosity at 80°C	12.9 cPs	12.9 cPs	12.9 cPs	12.8 cPs	13.1 cPs
Melting point °C	52°C	55°C	57°C	56°C	53°C
Freezing point °C	46°C	47.5°C	50°C	49.5°C	45°C
Elongation %E (after cure)	9%	4%	5%	11%	22.2%
Tensile Strength (psi) (after cure)	2,340 psi	2,383 psi	5,597 psi	2,800 psi	2,771 psi
Tensile Modulus (psi) (after cure)	92,000 psi	116,000 psi	267,000 psi	108,500 psi	129,000 psi
Impact strength(ft-lb/in) (Izod notched)	Not Measured	Not Measured	Not Measured	0.24	Not Measured

The formulation of Example 4 was also measured or tested for the following properties:

Viscosity at 90°C	10.2 cPs
Viscosity at 75°C	14.5 cPs
Viscosity at 70°C	16.7 cPs
Viscosity at 65°C	19.4 cPs
Melt/Freeze Temperature	58°C/49.5°C
Surface Tension @ 85°C	35 dyne/cm
Jetting Temperature Density	0.99 grams/ml
Uncured Density @ room temperature	1.01 grams/ml

10

These mechanical properties (tensile strength and tensile modulus) are far superior to those properties obtained in SDM using thermoplastic phase change materials. For example, in U.S. Patent No. 6,132,665 to Bui et al., the non-curable thermoplastic phase change formulation disclosed has an Elongation (% E) of 73 and a tensile stress of 435 psi (3 MPa). These physical properties are representative of those achieved using the Thermojet® solid object printer dispensing Thermojet® 2000 build material, both apparatus and material sold by 3D Systems, Inc. of Valencia, California. The five curable phase change formulations clearly exhibit superior tensile strength (tensile strength is a good property related to toughness – impact strength would be a better measurement of improved properties, but the ThermoJet 2000 material's impact strength is too low to measure) compared to the non-curable thermoplastic formulations. For instance, the tensile strength of the formulation in Example 1 is over 5 times greater than the tensile strength of the non-curable thermoplastic formulation. While the invention has been described above with reference to specific embodiments thereof, it is apparent that many changes, modifications, and variations can be made without departing from the inventive concept disclosed herein. For example, it should be noted that it is possible to tailor the physical properties of the final UV curable phase change material by selection of the ingredients, as well as varying the percentage composition of each ingredient. Exemplary of this is the fact that the percent of wax in the composition could be increased to about 30% by weight, but the resulting physical properties of the composition will suffer. Accordingly, it is intended to embrace all such changes, modifications and variations that fall within the spirit and broad scope of the appended claims. All patent applications, patents and other publications cited herein are incorporated by reference in their entirety.

25

WHAT IS CLAIMED IS:

1. A composition curable by actinic radiation, preferably UV light, useful for three-dimensional inkjet printing comprising (i) at least one urethane (meth)acrylate resin curable by actinic radiation, preferably UV light; (ii) at least one wax; (iii) at least one (meth)acrylate diluent; (iv) at least one photoinitiator; and (v) at least one polymerization inhibitor; wherein the amount of wax (ii) is sufficient to phase change the UV curable composition after jetting.
2. A composition curable by actinic radiations, preferably UV light, useful for three-dimensional inkjet printing comprising (I) at least one urethane (meth)acrylate resin curable by actinic radiation, preferably UV light; (ii) at least one urethane wax; (iii) at least one (meth)acrylate diluent; (iv) at least one photoinitiator; and (v) at least one polymerization inhibitor.
3. The composition of claim 1 or claim 2 wherein the (meth)acrylate resin is about 25% to about 70% by weight of the composition.
4. The composition of any one of the preceding claims wherein the wax is from about 5% to about 25% by weight of the composition.
5. The composition of any one of the preceding claims wherein the (meth)acrylate diluent is from about 10% to about 60% by weight of the composition.
6. The composition of any one of the preceding claims wherein the photoinitiator is from about 0.1% to about 5% by weight of the composition.
7. The composition of any one of the preceding claims wherein the polymerization inhibitor is from about 0.1% to about 1% by weight of the composition.
8. The composition of any one of the preceding claims having thermal stability of at least 3 days at 85°C.
9. The composition of claim 1 wherein the wax is a urethane wax.
10. The composition of any one of the claims 2 to 9 wherein the urethane wax is selected from the group consisting of compounds having the structure $C_{18}H_{37}NCOOC_nH_{(2n+1)}$ wherein n is an integer from 4 to 16.
11. The composition of any one of the preceding claims wherein the wax has a freezing point greater than about 40°C in the composition.
12. The composition of any one of the preceding claims having a viscosity between about 10 to about 16 cPs.
13. The composition of any one of claims 2 to 9 wherein the urethane wax is a reactive urethane wax having the structure $C_nH_{(2n+1)}NC(O)OC_mH_{(2m)}OC(O)C(CH_3)=CH_2$ wherein n is an integer from about 12 to about 18 and m is an integer from about 2 to about 12.
14. The composition of any one of claims 2 to 9 wherein the urethane wax is a reactive urethane wax of the structure $C_nH_{(2n+1)}O(O)CNC_2H_4OCC(CH_3)=CH_2$ wherein n is an integer from about 4 to about 18.
15. The composition of any one of the preceding claims which optionally contains an epoxy acrylate, preferably bis-phenol-A-di(meth)acrylate.

16. A composition curable by actinic radiation, preferably UV light useful for three-dimensional inkjet printing comprising (i) about 25% to 70% by weight of at least one (meth)acrylate oligomer resin; (ii) about 5% to about 25% by weight of at least one urethane wax; (iii) about 10% to about 60% by weight of at least one (meth)acrylate diluent; (iv) about 0.1% to about 5% by weight of at least one photoinitiator; and (v) about 0.1% to about 1% by weight of at least one polymerization inhibitor; all percentages by weight are based on the total weight of the composition.

17. A method for creating raised and special printing effects using inkjet technology comprising the steps of:

depositing a curable composition of claim 1 on the area selected for said printing effects;

curing said area with actinic radiation, preferably UV light;

wherein the amount of material to be deposited corresponds to the area selected for said printing effects and the height of the raised area relative to the medium on which said composition is deposited.

18. A method according to claim 17 wherein said step of depositing comprises the step of jetting the UV light curable composition.

19. A method according to claim 17 wherein said step of depositing comprises the step of selectively adjusting the output from each of a plurality of ink-jet nozzles, to control the amount of material dispensed from each nozzle.

20. A selective deposition modeling method of forming at least a portion of a three-dimensional object on a layer-by-layer basis, comprising the steps of:

a) generating computer data corresponding to layers of said object;

b) providing a build material which is a fluid at at least one temperature between 40°C and about 90°C, comprising the composition of claim 1;

c) elevating the temperature of said material to a temperature above 70°C to about 90°C;

d) selectively dispensing said material at said elevated temperature according to said computer data to form a layer of said object;

e) providing an environment that lowers the temperature of said dispensed material into a solid state;

f) subjected the solid dispensed material to a UV light to cure the material; and

g) repeating steps d), e), and f) to form subsequent layers until at least said portion of the object is formed.

21. The method of claim 20 wherein step d) is accomplished by jetting the composition through at least one jet head.

22. The method of claim 20 or claim 21 further comprising correcting the thickness of at least one layer prior to curing the material by planarizing the dispensed material to remove excess material and create a uniformly smooth exposed surface.

INTERNATIONAL SEARCH REPORT

International Application No
PCT/US 02/31476

A. CLASSIFICATION OF SUBJECT MATTER		
IPC 7 C09D11/10 C09D11/00 C08F290/06 B29C67/00		
According to International Patent Classification (IPC) or to both national classification and IPC		
B. FIELDS SEARCHED		
Minimum documentation searched (classification system followed by classification symbols) IPC 7 C09D C08F B29C		
Documentation searched other than minimum documentation to the extent that such documents are included in the fields searched		
Electronic data base consulted during the international search (name of data base and, where practical, search terms used) EPO-Internal, WPI Data		
C. DOCUMENTS CONSIDERED TO BE RELEVANT		
Category *	Citation of document, with indication, where appropriate, of the relevant passages	Relevant to claim No.
A	US 5 958 169 A (TITTERINGTON DONALD R ET AL) 28 September 1999 (1999-09-28) claims 2,12; examples 1-3 ---	1
A	US 5 959 020 A (OLIVERI MICHAEL R ET AL) 28 September 1999 (1999-09-28) claim 1 ---	1
A	DATABASE WPI Section Ch, Week 199433 Derwent Publications Ltd., London, GB; Class A97, AN 1994-269649 XP002231526 & JP 06 200204 A (BROTHER KOGYO KK), 19 July 1994 (1994-07-19) abstract --- -/--	1
<input checked="" type="checkbox"/> Further documents are listed in the continuation of box C. <input checked="" type="checkbox"/> Patent family members are listed in annex.		
* Special categories of cited documents : *A* document defining the general state of the art which is not considered to be of particular relevance *E* earlier document but published on or after the international filing date *L* document which may throw doubts on priority claim(s) or which is cited to establish the publication date of another citation or other special reason (as specified) *O* document referring to an oral disclosure, use, exhibition or other means *P* document published prior to the international filing date but later than the priority date claimed *T* later document published after the international filing date or priority date and not in conflict with the application but cited to understand the principle or theory underlying the invention *X* document of particular relevance; the claimed invention cannot be considered novel or cannot be considered to involve an inventive step when the document is taken alone *Y* document of particular relevance; the claimed invention cannot be considered to involve an inventive step when the document is combined with one or more other such documents, such combination being obvious to a person skilled in the art. *&* document member of the same patent family		
Date of the actual completion of the international search 18 February 2003		Date of mailing of the international search report 14/03/2003
Name and mailing address of the ISA European Patent Office, P.B. 5818 Patentlaan 2 NL - 2280 HV Rijswijk Tel. (+31-70) 340-2040, Tx. 31 651 epo nl, Fax: (+31-70) 340-3016		Authorized officer Meulemans, R

INTERNATIONAL SEARCH REPORT

International Application No

PCT/US 02/31476

C.(Continuation) DOCUMENTS CONSIDERED TO BE RELEVANT		
Category	Citation of document, with indication, where appropriate, of the relevant passages	Relevant to claim No.
A	US 5 001 354 A (GOULD ARNOLD S ET AL) 19 March 1991 (1991-03-19) example 1 -----	1,17

INTERNATIONAL SEARCH REPORT

Information on patent family members

International Application No

PCT/US 02/31476

Patent document cited in search report		Publication date	Patent family member(s)	Publication date
US 5958169	A	28-09-1999	US 5645888 A	08-07-1997
			US 5380769 A	10-01-1995
			DE 69313090 D1	18-09-1997
			DE 69313090 T2	19-03-1998
			DE 69323287 D1	11-03-1999
			DE 69323287 T2	02-06-1999
			DE 69323288 D1	11-03-1999
			DE 69323288 T2	02-06-1999
			EP 0604023 A2	29-06-1994
			EP 0604024 A2	29-06-1994
			EP 0604025 A2	29-06-1994
			JP 2916864 B2	05-07-1999
			JP 6240195 A	30-08-1994

US 5959020	A	28-09-1999	AU 742168 B2	20-12-2001
			AU 8597398 A	01-03-1999
			EP 1002005 A1	24-05-2000
			JP 2001512761 T	28-08-2001
			WO 9907772 A1	18-02-1999

JP 6200204	A	19-07-1994	NONE	

US 5001354	A	19-03-1991	US 5215701 A	01-06-1993
