



US00D693780S

(12) **United States Design Patent**
Chen et al.

(10) **Patent No.:** **US D693,780 S**

(45) **Date of Patent:** **** Nov. 19, 2013**

- (54) **LIGHT EMITTING DIODE PACKAGE**
- (71) Applicant: **Lextar Electronics Corp.**, Hsinchu (TW)
- (72) Inventors: **Shing-Kuo Chen**, Taipei (TW);
Pei-Song Cai, Miao Li County (TW);
Bo-Yu Ko, New Taipei (TW); **Chun-Wei Wang**, New Taipei (TW)
- (73) Assignee: **Lextar Electronics Corporation**, Hsinchu (TW)
- (**) Term: **14 Years**
- (21) Appl. No.: **29/433,279**
- (22) Filed: **Sep. 27, 2012**
- (51) **LOC (9) Cl.** **13-03**
- (52) **U.S. Cl.**
USPC **D13/180**
- (58) **Field of Classification Search**
USPC D13/180; D26/1; 257/79, 80, 81, 88,
257/89, 95, 98, 99, 100, E33.058; 313/483,
313/498, 500; 362/555, 800
See application file for complete search history.

D520,965 S *	5/2006	Omata	D13/180
D563,333 S *	3/2008	Kim	D13/180
D568,261 S *	5/2008	Lee et al.	D13/180
D576,573 S *	9/2008	Kobayakawa	D13/180
D592,617 S *	5/2009	Bando	D13/180
D593,967 S *	6/2009	Fushimi	D13/180
D619,110 S *	7/2010	Lin et al.	D13/180
D624,885 S *	10/2010	Lin et al.	D13/180
D662,902 S *	7/2012	Shieh et al.	D13/180
D674,361 S *	1/2013	Lin et al.	D13/180
2012/0104426 A1 *	5/2012	Chan et al.	257/89

* cited by examiner

Primary Examiner — Selina Sikder

(74) *Attorney, Agent, or Firm* — Schmeiser, Olsen & Watts LLP

(57) **CLAIM**

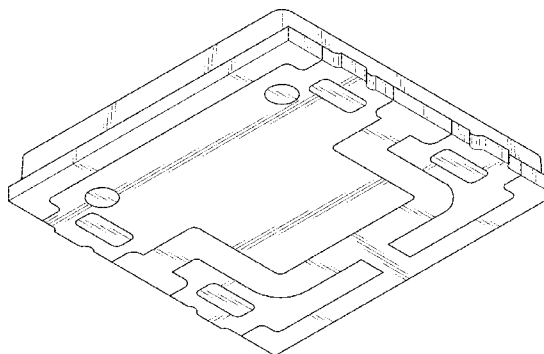
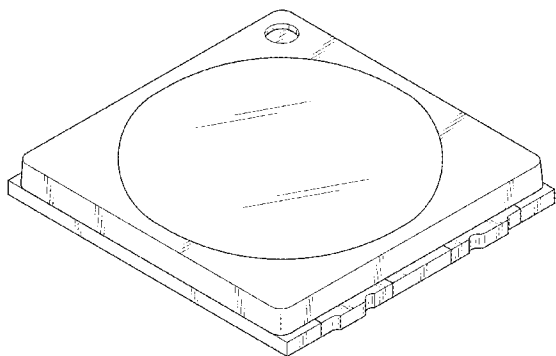
The ornamental design for a light emitting diode package, as shown and described.

DESCRIPTION

FIG. 1 is a front perspective view of a light emitting diode package showing the new design;
 FIG. 2 is another perspective view thereof;
 FIG. 3 is a front elevational view thereof;
 FIG. 4 is a rear elevational view thereof;
 FIG. 5 is a left side elevational view thereof;
 FIG. 6 is a right side elevational view thereof;
 FIG. 7 is a top plan view thereof; and,
 FIG. 8 is a bottom plan view thereof.

1 Claim, 8 Drawing Sheets

- (56) **References Cited**
U.S. PATENT DOCUMENTS
D505,397 S * 5/2005 Asakawa D13/180
D517,025 S * 3/2006 Asakawa D13/180



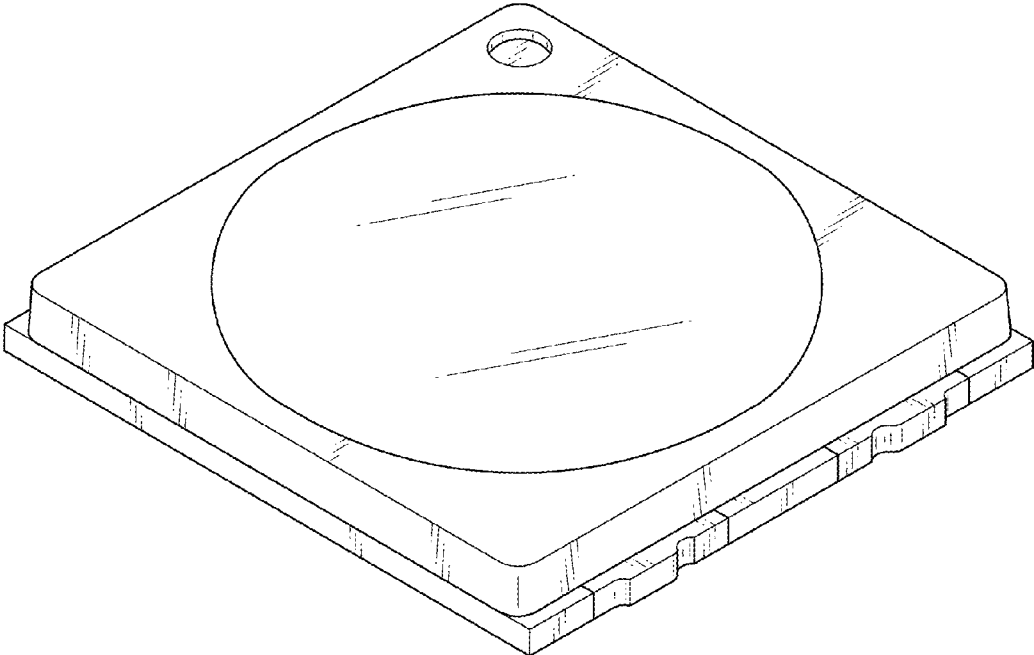


FIG.1

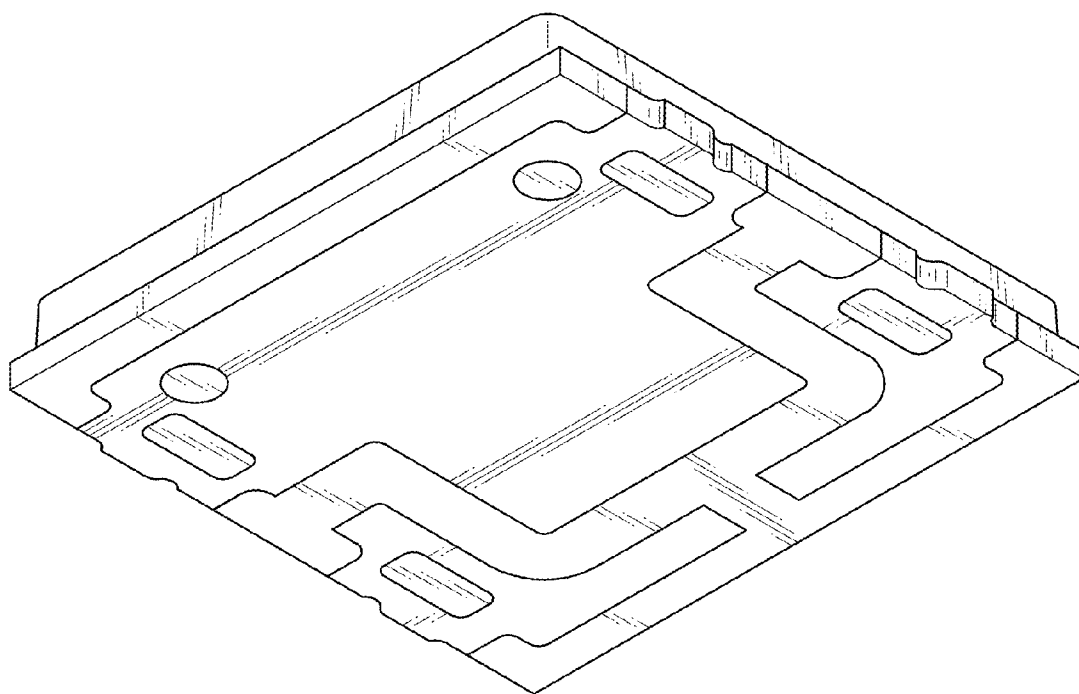


FIG. 2

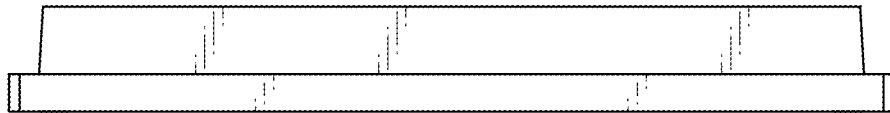


FIG.3

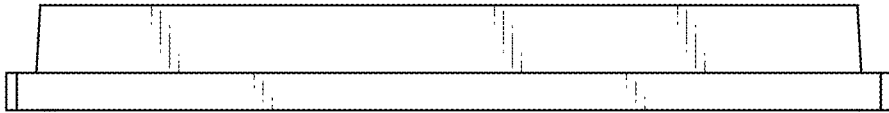


FIG.4



FIG.5




FIG.6

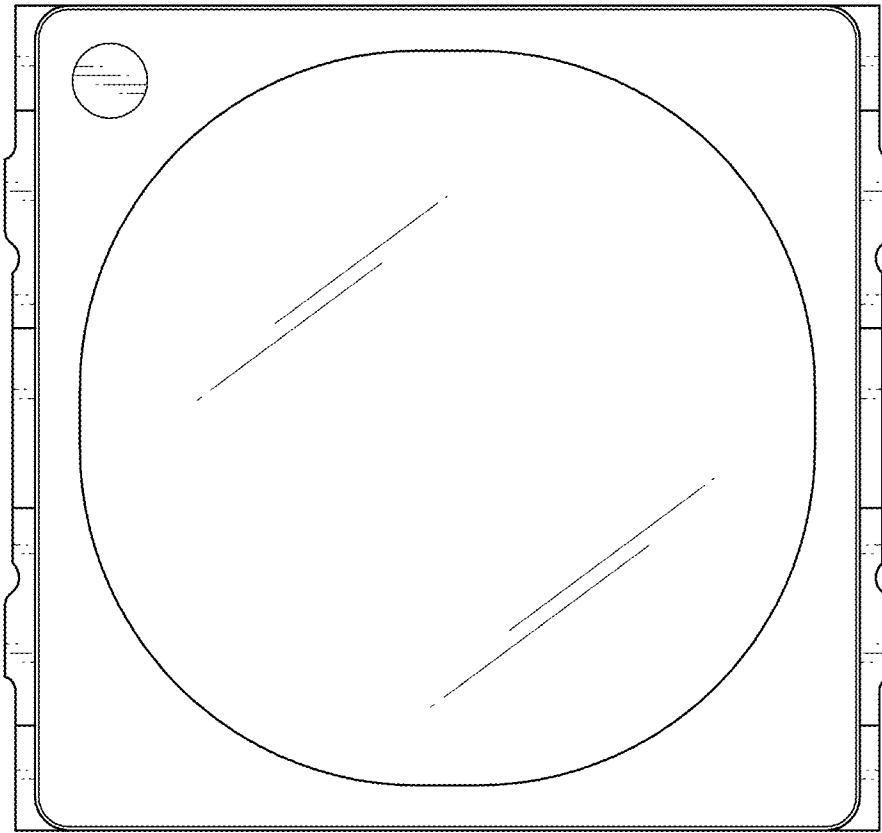


FIG.7

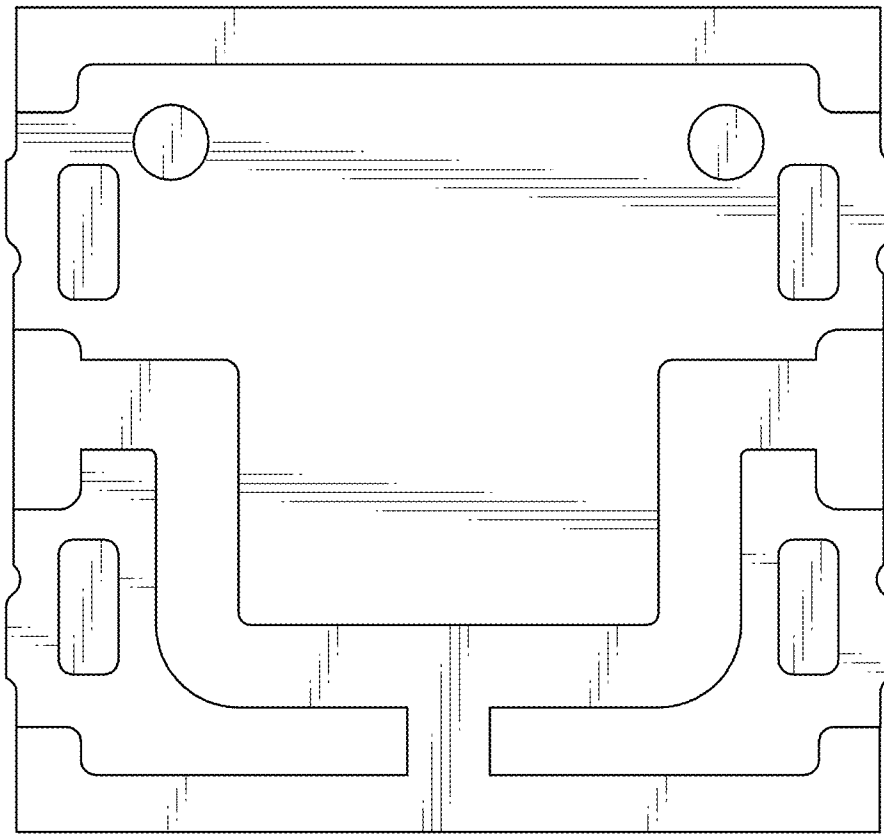


FIG.8