



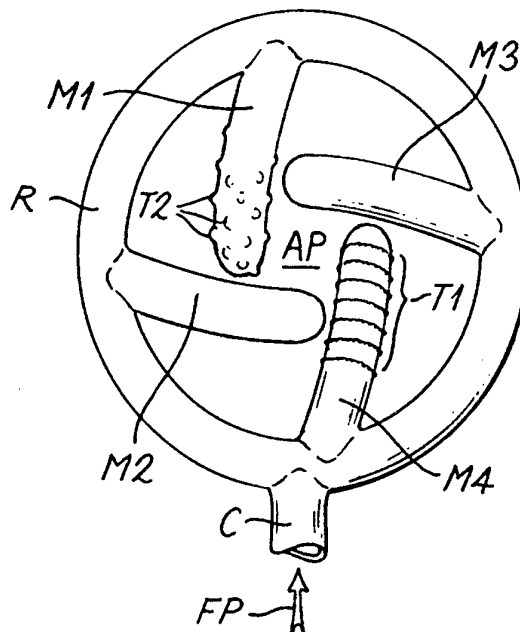
## INTERNATIONAL APPLICATION PUBLISHED UNDER THE PATENT COOPERATION TREATY (PCT)

(51) International Patent Classification <sup>5</sup> : <b>A01J 7/00</b>	<b>A1</b>	(11) International Publication Number: <b>WO 94/12019</b> (43) International Publication Date: <b>9 June 1994 (09.06.94)</b>
<p>(21) International Application Number: <b>PCT/GB93/02395</b></p> <p>(22) International Filing Date: <b>22 November 1993 (22.11.93)</b></p> <p>(30) Priority Data: <b>9224405.2</b>      <b>20 November 1992 (20.11.92)</b>      <b>GB</b></p> <p>(71) Applicant (for all designated States except US): <b>BRITISH TECHNOLOGY GROUP LIMITED [GB/GB]; 101 Newington Causeway, London SE1 6BU (GB).</b></p> <p>(72) Inventors; and (75) Inventors/Applicants (for US only): <b>MOTTRAM, Toby, Trevor, Fury [GB/GB]; Madgeon Lane Farm, Buckland St. Mary, Somerset TA20 3QF (GB). WILKIN, Arthur, Leonard [GB/GB]; Cherrygarth, 41 Hawthorn Close, Hitchin, Hertfordshire SG5 2BP (GB). ALLEN, Clive, John [GB/GB]; 2 Rose Cottage, 58 Red Rose, Binfield, Bracknell RG12 5LE (GB). CROOK, Stephen, Lindsay [GB/GB]; 34 Vicarage Lane, Kings Langley, Hertfordshire WD4 9HR (GB).</b></p> <p>(74) Agent: <b>CHANDLER, Derek, Richard; Patents Dept., British Technology Group Ltd., 101 Newington Causeway, London SE1 6BU (GB).</b></p>		<p>(81) Designated States: <b>CA, JP, NZ, US, European patent (AT, BE, CH, DE, DK, ES, FR, GB, GR, IE, IT, LU, MC, NL, PT, SE).</b></p> <p><b>Published</b> <i>With international search report.</i></p>

(54) Title: **CLEANING OF MILKING ANIMAL TEATS**

## (57) Abstract

A method of cleaning the teats of a milking animal including providing a cleaning arrangement having a teat receiving aperture, causing or permitting the arrangement to receive a teat and engage the teat locally and causing or permitting relative movement of the teat and cleaning arrangement, releasing from the teat surface unwanted material.



*FOR THE PURPOSES OF INFORMATION ONLY*

Codes used to identify States party to the PCT on the front pages of pamphlets publishing international applications under the PCT.

AT	Austria	GB	United Kingdom	MR	Mauritania
AU	Australia	GE	Georgia	MW	Malawi
BB	Barbados	GN	Guinea	NE	Niger
BE	Belgium	GR	Greece	NL	Netherlands
BF	Burkina Faso	HU	Hungary	NO	Norway
BG	Bulgaria	IE	Ireland	NZ	New Zealand
BJ	Benin	IT	Italy	PL	Poland
BR	Brazil	JP	Japan	PT	Portugal
BY	Belarus	KE	Kenya	RO	Romania
CA	Canada	KG	Kyrgystan	RU	Russian Federation
CF	Central African Republic	KP	Democratic People's Republic of Korea	SD	Sudan
CG	Congo	KR	Republic of Korea	SE	Sweden
CH	Switzerland	KZ	Kazakhstan	SI	Slovenia
CI	Côte d'Ivoire	LI	Liechtenstein	SK	Slovakia
CM	Cameroon	LU	Luxembourg	SN	Senegal
CN	China	LK	Sri Lanka	TD	Chad
CS	Czechoslovakia	LV	Latvia	TG	Togo
CZ	Czech Republic	MC	Monaco	TJ	Tajikistan
DE	Germany	MD	Republic of Moldova	TT	Trinidad and Tobago
DK	Denmark	MG	Madagascar	UA	Ukraine
ES	Spain	ML	Mali	US	United States of America
FI	Finland	MN	Mongolia	UZ	Uzbekistan
FR	France			VN	Viet Nam
GA	Gabon				

- 1 -

CLEANING OF MILKING ANIMAL TEATS

This invention relates to the cleaning of the teats of a milking animal.

5       When a milking animal presents for milking it is important to ensure that the teat is free of any soiling or condition that could contaminate milk drawn from the teat by a milking apparatus. This need applies to both manual and automatic application of milking apparatus. Various cleaning techniques  
10 have been proposed and applied such as water sprays and brushes but a reliable, gentle technique is still required to provide effective, quick cleaning without risk of damage to the teat.

It is an object of the invention to provide an effective teat cleaning technique which is consistent with animal welfare  
15 concerns.

According to the invention there is provided a method of cleaning the teats of a milking animal including providing a cleaning arrangement having a teat receiving aperture, causing or permitting the arrangement to receive a teat and engage the teat  
20 locally and causing or permitting relative movement of the teat and cleaning arrangement, releasing from the teat surface unwanted material.

The method may include causing or permitting the local engagement as engagement at different areas at different times.  
25 A cleaning arrangement can be provided with one or more cleaning elements and an element may be provided with one or more cleaning members.

According to the invention there is provided a teat cleaning apparatus including a teat engaging arrangement having a teat receiving aperture and means within the aperture to locally  
30 engage a received teat, means to cause relative movement of the engagement means and an engaged teat therein, said local engagement means being effective in operation of the arrangement to act on material on the teat to release it therefrom.

- 2 -

The teat cleaning apparatus may include at least one engaging means of an element with a plurality of resilient elongate members extending at least partly across the aperture, the members having a lengthwise direction of the members generally tangential to an inner part of the aperture leaving said inner part clear. The members may be inflatable or stiffenable by fluid pressure or be inherently stiff to exert shearing along the surface of teat in said inner part of the aperture. Conveniently the members allow easy entry of the teat into the inner part of the aperture but apply a cleaning pressure to the surface of a teat in said inner part of the aperture. A member may have one or more small apertures to allow liquid supplied thereto to wash the teat surface. An initial amount of milk may be drawn from a received teat, allowed to move over the teat and then discarded. Several elements may be arranged in a stack. There may be means to produce relative movement of the teat and an element, for example an oscillation lengthwise of the stack.

The teat cleaning apparatus may include within the teat receiving aperture a generally tubular form engagable around the teat.

The apparatus may include at least one of a sensor of material displaced from the teat by cleaning action and a sensor of the cleanliness of the teat.

Embodiments of the invention will now be described with reference to the accompanying drawings in which Figure 1 shows a cleaning element according to the invention and Figure 2 shows an assembly of cleaning elements according to the invention.

Figure 1 shows a cleaning arrangement element which is conveniently moulded from a flexible extensible material, such as latex, to form a body which, preferably, is hollow, although a solid form may be used. Other materials such as plastic may be used. The element has the form of a tubular ring R with several inwardly extending curved tubular members M1 to M4. The tubular members are preferably capable of being stiffened by supply of

- 3 -

fluid pressure FP through a connection C to the ring part of the element. The fluid may be a liquid or a gas. The surface of the tubular members may have ripples, smooth projections or other surface texture T1, T2 to enhance their cleaning action, as explained below. The illustrated embodiment has four members but other numbers of members may be used.

As shown in the drawing the ring R has an outer diameter of about 80 millimetres, a tubular diameter of about 10 millimetres and a wall thickness of about one millimetre. The members M1 to M4 may have a tubular diameter similar to the ring. The curvature is about 90 millimetres radius from a centre some 82.5 millimetres from the centre of the ring. The curvature and placing of the members M1 to M4 forms an aperture AP at the centre of the ring into which the teat of a milking animal can be placed. The members may have one or more small holes to allow liquid supplied thereto to emerge to wash the teat. The wash liquid may be the pressurising liquid. When the pressurised fluid is air the pressure is conveniently some 10 psi, that is about 0.7 atmospheres. These dimensions are appropriate to a typical milking cow. Clearly others may be needed for other milking animals.

It is important to note that the teats are normally very limp and can not force their way against obstruction. The cleaning arrangement must be designed with this in mind. Stimulation of the teats by the cleaning action may be helpful in release of milk at the milking stage.

The element can be activated to clean a teat as follows. When the members are not pressurised a teat can easily enter the element by passing through the aperture AP at the enlarged centre of the ring. When the members are pressurised the aperture is reduced and the teat can not easily be withdrawn. The teat and elements are moved relative to one another to apply a "shearing" action over the teat at different areas at different times to any material on the teat to release it from the teat. When the element is not hollow the members can be arranged to flex more

- 4 -

easily in one direction to allow the teat in while resisting easy release, (anisotropy) for example by curving the member out of the plane of the element and by grooving one face of a member. Clearly the anisotropic flexing can be provided for pressurisable members.

5 Cleaning arrangements embodying the invention can be applied in various ways to clean teats. A single element can be supported on a handgrip or elongated shaft and applied to clean an individual teat under hand control. Several elements can be assembled into a housing for mounting on a robot for automatically controlled cleaning of teats.

10 Considering Figure 2 in more detail this shows an assembly of elements E stacked in a housing H. The elements need not be aligned. The elements shown are of the hollow form, so a supply of fluid under pressure is provided, but elements of solid form, as described above, could be used. The fluid pressure supply is indicated at PS, while valves to control the application of the supply selectively to elements or groups of elements are shown at PV1 and PV2. By selective energisation of the elements, as indicated by the two valves and supply manifolds MS1 and MS2, a pulsating action can be achieved to clean material from the teat in a firm but gentle manner. Additionally or alternatively the whole assembly can be moved up and down, as shown by arrow A, to shear material from the surface of the teat. As a further alternative a "ripple" action can be provided by appropriate fluid pressure connection and energisation.

25 Liquid can be supplied through the members or directly for a washing action. There may be at least one drain D in the housing H.

30 The action of the cleaning elements can be monitored in various ways. An accelerometer AM can detect the cessation of any fall of material removed from the teat. An olfactory sensor OF can check that no organic compounds characteristic of contamination remain. A supply of "zero grade" air or other gas,

- 5 -

that is a supply free of significant odours, can be provided to purge the sensor region. Air may be drawn away from the sensor region to improve sensing flow. An optical sensor CL, with associated light sources LS can monitor cleanliness as the teat  
5 enters and leaves the apparatus.

Various constructional arrangements are possible within the scope of the invention. For example ring R could be a metal tube with stubs for the elements to be attached. The size of the elements and members can be adjusted to suit a particular breed  
10 of animal.

Another arrangement is generally tubular form and may be supported around the teat, as described above, or caused to stay on the teat by the action of a vacuum applied to the arrangement. When held on in this latter way the vacuum is pulsed to provide  
15 the relative motion with local engagement and also to avoid disturbing the blood circulation in the teat. When supported around the teat the tubular form is operated by fluid pressure to cause the relative motion and local engagement, for example a form of peristaltic action can be produced by suitable fluid  
20 pressure supply and fluid pressure paths in the structure of the tubular form. Specific structures for specific uses will be readily apparent to those skilled in the art. A form of teat cup liner may be used, supported for example in a teat cup, and liquid introduced to assist the dislodging of material by the  
25 vacuum action on the liner. A sponge surface may be provided to engage the teat and assist in cleaning. As explained above optical, olfactory and other sensors can be used.

The tubular arrangement last described could form part of the actual milking arrangement and the first small amount of milk  
30 drawn from the teat could be used to clean the teat, the milk being discarded. The loss of milk yield is of little significance and much better use of robot time is achieved in a robot milking apparatus application phase. In one arrangement a separate teat cleaning arrangement is placed on each teat for a short while,

- 6 -

short while, the robot replacing these with milking devices in turn. Alternatively a suitably modified milking device is used and the first amount of milk diverted from the usual collector.

5 The regime for cleaning teats using the technique of the invention can be made as selective as required. In this way "routine" cleaning regardless of the cleanliness of the teats can be avoided. A teat can be examined for cleanliness using the sensors mentioned above by the apparatus in an "inert" state. If clean the teat is "passed" and withdrawn from the apparatus  
10 without this being activated. Low level action may be used to stimulate a teat. A teat may be selected for cleaning, by suitable means, and other, clean teats on the udder left alone. This "minimal" cleaning approach also reduces the cycle time.

Following a successful cleaning or checking action the animal  
15 can be milked. If the action has not been satisfactory the animal can be directed for further checking by an operative, for example for injury.

Clearly the apparatus itself must be kept clean, for example by thorough disinfection and emptying of material.

20 The apparatus may be arranged inside a teat cup like device.

- 7 -

CLAIMS

1. A method of cleaning the teats of a milking animal including providing a cleaning arrangement having a teat receiving aperture, causing or permitting the arrangement to receive a teat and engage the teat locally and causing or permitting relative movement of the teat and cleaning arrangement, releasing from the teat surface unwanted material.  
5
2. A method as claimed in Claim 1 including causing or permitting the local engagement as engagement at different areas at different times.  
10
3. A method as claimed in Claim 1 including providing the cleaning arrangement with at least one cleaning element and providing an element with at least one cleaning member.
4. A method according to Claim 1 including causing or permitting the cleaning arrangement to draw an initial amount of milk from a received teat, causing or permitting said initial amount of milk to move over said teat and discarding said initial amount of milk.  
15
5. A teat cleaning apparatus including a teat engaging arrangement having a teat receiving aperture and means within the aperture to locally engage a received teat, means to cause relative movement of the engagement means and an engaged teat therein, said local engagement means being effective in operation of the arrangement to act on material on the teat to release it therefrom.  
20
6. A teat cleaning apparatus according to Claim 5 including at least one engaging means of an element having a plurality of resilient elongate members extending at least partly across the aperture, the members having a lengthwise direction of the members generally tangential to an inner part of the aperture leaving said inner part clear.  
30
7. Apparatus according to Claim 5 in which the members are at least one of inflatable and stiffenable by fluid pressure to exert shearing along the surface of a teat in said inner part of the aperture.  
35

- 8 -

8. Apparatus according to Claim 5 in which the members are inherently stiff in at least one direction to exert shearing along the surface of a teat in said inner part of the aperture.
9. Apparatus according to Claim 6 in which the members allow  
5 easy entry of the teat into the inner part of the aperture but apply a cleaning pressure to the surface of a teat in said inner part of the aperture.
10. An apparatus according to Claim 6 in which a member has at least one small aperture to allow liquid supplied thereto to wash  
10 the teat surface.
11. An apparatus according to Claim 6 including several elements arranged in a stack.
12. An apparatus according to Claim 5 including within the teat receiving aperture a generally tubular form engagable around the  
15 teat.
13. An apparatus according to Claim 12 including means to produce relative movement of the teat and the element.
14. An apparatus according to Claim 13 in which the movement is an oscillation lengthwise of the stack.
- 20 15. An apparatus according to Claim 5 including at least one of a sensor of material displaced from the teat by cleaning action and a sensor of the cleanliness of the teat.

25

30

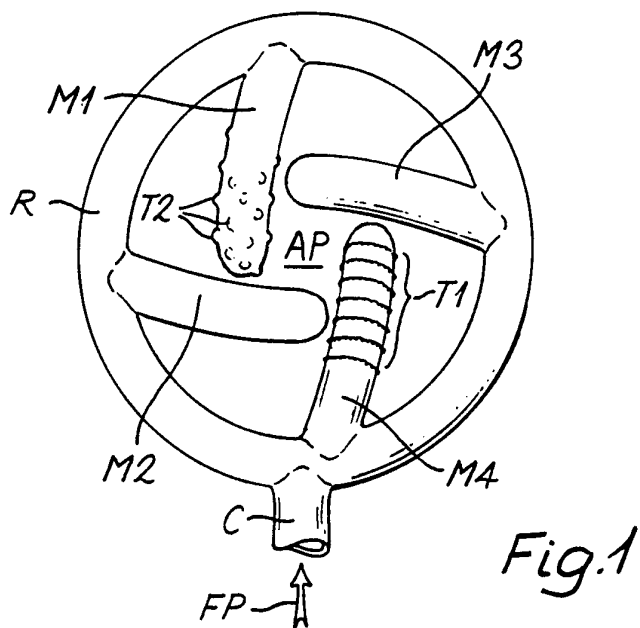


Fig.1

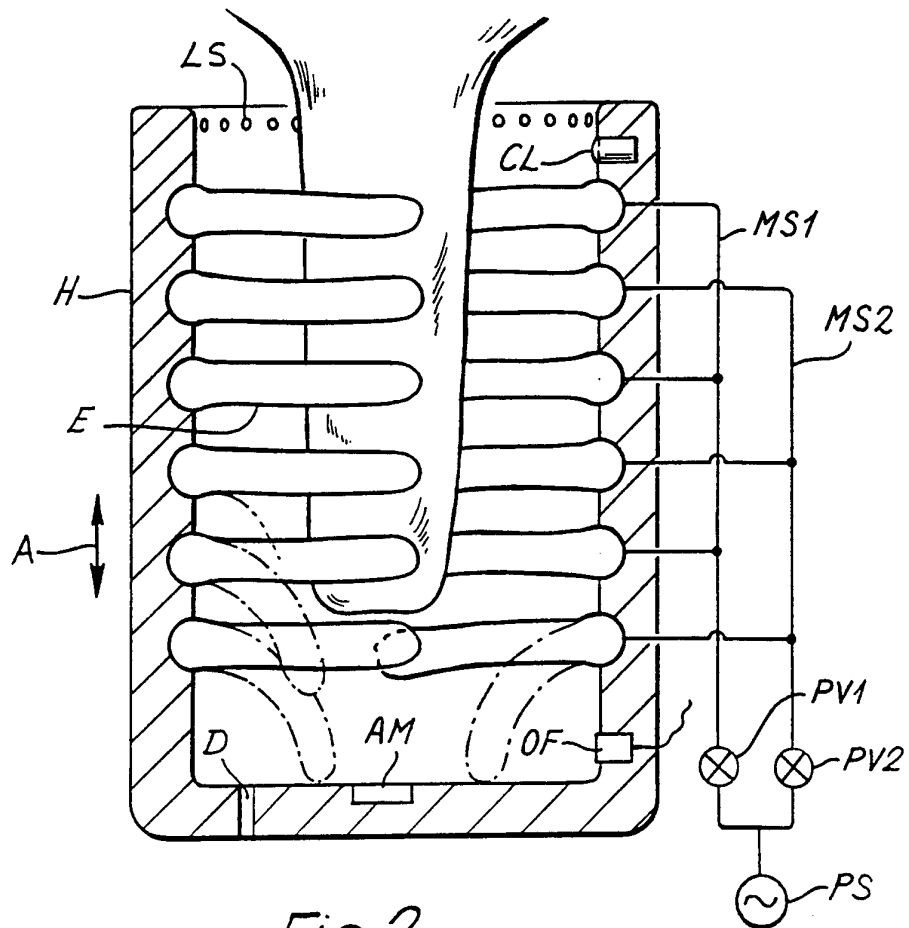


Fig.2

**INTERNATIONAL SEARCH REPORT**

International Application No  
PCT/GB 93/02395

<b>A. CLASSIFICATION OF SUBJECT MATTER</b> IPC 5    A01J7/00		
According to International Patent Classification (IPC) or to both national classification and IPC		
<b>B. FIELDS SEARCHED</b>		
Minimum documentation searched (classification system followed by classification symbols) IPC 5    A01J    A01K    A61D		
Documentation searched other than minimum documentation to the extent that such documents are included in the fields searched		
Electronic data base consulted during the international search (name of data base and, where practical, search terms used)		
<b>C. DOCUMENTS CONSIDERED TO BE RELEVANT</b>		
Category *	Citation of document, with indication, where appropriate, of the relevant passages	Relevant to claim No.
X	US,A,4 305 346 (SPARR) 15 December 1981 see column 2, line 20 - column 3, line 12; figures 1-3 ---	1-5,8
X	US,A,2 952 860 (GEORGE) 20 September 1960 see column 3, line 6 - line 21; figure 4 ---	1-3,5
X	FR,A,2 559 351 (MARQUAIRE) 16 August 1985 see figures 1-5 ---	1-3,5
X	EP,A,0 476 771 (VAN DER LELY) 25 March 1992 see the whole document ---	1-3,5
A	US,A,4 034 714 (UMBAUGH) 12 July 1977 ---	
A	US,A,2 532 088 (CORDIS) 28 November 1950 -----	
<input type="checkbox"/> Further documents are listed in the continuation of box C. <input checked="" type="checkbox"/> Patent family members are listed in annex.		
* Special categories of cited documents :		
*A* document defining the general state of the art which is not considered to be of particular relevance *E* earlier document but published on or after the international filing date *L* document which may throw doubts on priority claim(s) or which is cited to establish the publication date of another citation or other special reason (as specified) *O* document referring to an oral disclosure, use, exhibition or other means *P* document published prior to the international filing date but later than the priority date claimed		*T* later document published after the international filing date or priority date and not in conflict with the application but cited to understand the principle or theory underlying the invention *X* document of particular relevance; the claimed invention cannot be considered novel or cannot be considered to involve an inventive step when the document is taken alone *Y* document of particular relevance; the claimed invention cannot be considered to involve an inventive step when the document is combined with one or more other such documents, such combination being obvious to a person skilled in the art. *&* document member of the same patent family
Date of the actual completion of the international search  <p align="center">1 March 1994</p>		Date of mailing of the international search report  <p align="center">21. 03. 94</p>
Name and mailing address of the ISA European Patent Office, P.B. 5818 Patentlaan 2 NL - 2280 HV Rijswijk Tel. (+ 31-70) 340-2040, Tx. 31 651 epo nl, Fax: (+ 31-70) 340-3016		Authorized officer  <p align="center">von Arx, V</p>

**INTERNATIONAL SEARCH REPORT**

Information on patent family members

International Application No

PCT/GB 93/02395

Patent document cited in search report	Publication date	Patent family member(s)	Publication date
US-A-4305346	15-12-81	NONE	
US-A-2952860		NONE	
FR-A-2559351	16-08-85	NONE	
EP-A-0476771	25-03-92	NL-A- 9002047	16-04-92
US-A-4034714	12-07-77	US-A- 4149489	17-04-79
US-A-2532088		NONE	