



US0D1024603S

(12) **United States Design Patent**
Jia et al.

(10) **Patent No.:** **US D1,024,603 S**

(45) **Date of Patent:** **** Apr. 30, 2024**

(54) **SINK ORGANIZER**

FOREIGN PATENT DOCUMENTS

(71) Applicants: **Linda Jia**, Shanxi (CN); **Zhi Huang**,
Shanxi (CN); **Guoxing Chai**, Shanxi
(CN)

GB 6284297 * 6/2023

OTHER PUBLICATIONS

(72) Inventors: **Linda Jia**, Shanxi (CN); **Zhi Huang**,
Shanxi (CN); **Guoxing Chai**, Shanxi
(CN)

Pull Out Cabinet Organizer. Tksrn (online) 7 pgs. Available Jen 6,
2021. [Retrieved Nov. 29, 2023] <https://www.amazon.com/Under-Cabinet-Organizer-Tksrn-Basket/dp/B08S7BFH8W> (Year: 2021).
Under Sink Organizer. PXRACK (online) 5 pgs. Available Aug. 10,
2022. [Retrieved Nov. 29, 2023] <https://www.amazon.com/Organizer-PXRACK-Slide-out-Multi-purpose-Organizers/dp/B0B95TDVP6> (Year:
2022).*

(**) Term: **15 Years**

* cited by examiner

(21) Appl. No.: **29/903,035**

(22) Filed: **Sep. 19, 2023**

(51) **LOC (14) Cl.** **06-04**

(52) **U.S. Cl.**
USPC **D6/675.3**

(58) **Field of Classification Search**
USPC D6/672, 675, 675.1, 675.3, 675.5, 683,
D6/683.1, 705, 705.6, 512, 524; D3/313,
D3/304
CPC A47J 47/20
See application file for complete search history.

Primary Examiner — Marie D. Fast Horse
Assistant Examiner — Jennifer Sierra Yosinski
(74) *Attorney, Agent, or Firm* — Che-Yang Chen; Law
Office of Michael Chen

(57) **CLAIM**

The ornamental design for a sink organizer, as shown and
described.

(56) **References Cited**

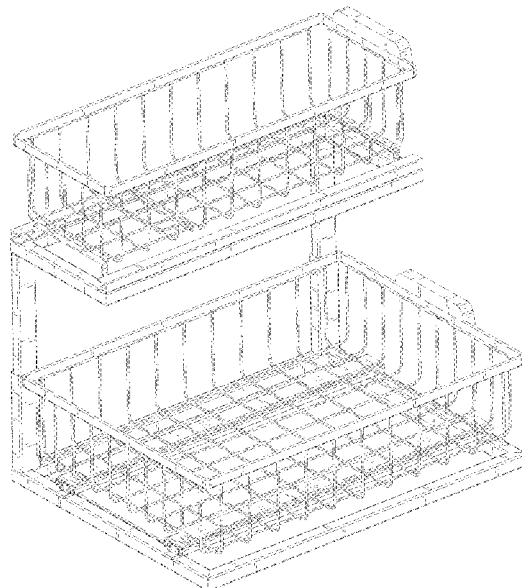
DESCRIPTION

U.S. PATENT DOCUMENTS

D579,246	S	*	10/2008	Snider	D3/313
D753,422	S	*	4/2016	Snider	D6/675.3
D785,979	S	*	5/2017	Snider	D6/675.1
D923,369	S	*	6/2021	Su	D6/675.2
D941,583	S		1/2022	Strum et al.		
D964,075	S	*	9/2022	Zhou	D6/675.1
D964,790	S	*	9/2022	Zhou	D3/313
D964,791	S	*	9/2022	Zou	D3/313
D981,773	S	*	3/2023	Zhai	D6/675.2
D993,690	S	*	8/2023	He	D6/675.1
D999,576	S	*	9/2023	Yu	D6/675.1
D1,003,088	S	*	10/2023	Wang	D6/675.1
D1,003,115	S	*	10/2023	Luo	D7/600.4
D1,005,756	S	*	11/2023	Wang	D6/683

FIG. 1 is a perspective view of a sink organizer showing my
new design;
FIG. 2 is a perspective view thereof from another angle;
FIG. 3 is a front elevational view thereof;
FIG. 4 is a rear elevational view thereof;
FIG. 5 is a left side elevational view thereof;
FIG. 6 is a right side elevational view thereof;
FIG. 7 is a top plan view thereof; and,
FIG. 8 is a bottom plan view thereof.
The broken lines in the figures illustrate portions of the sink
organizer that form no part of the claimed design.

1 Claim, 8 Drawing Sheets



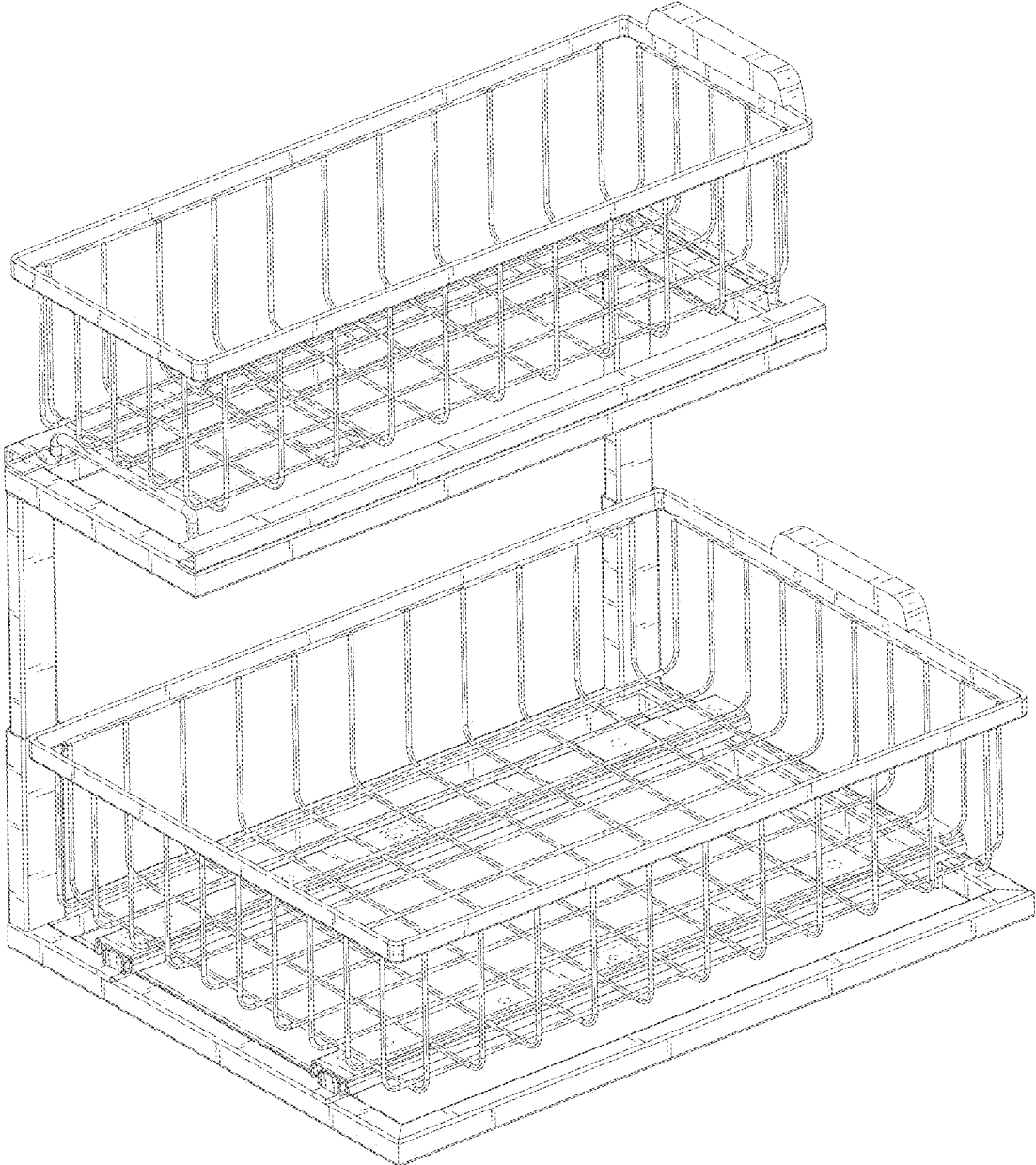


FIG. 1

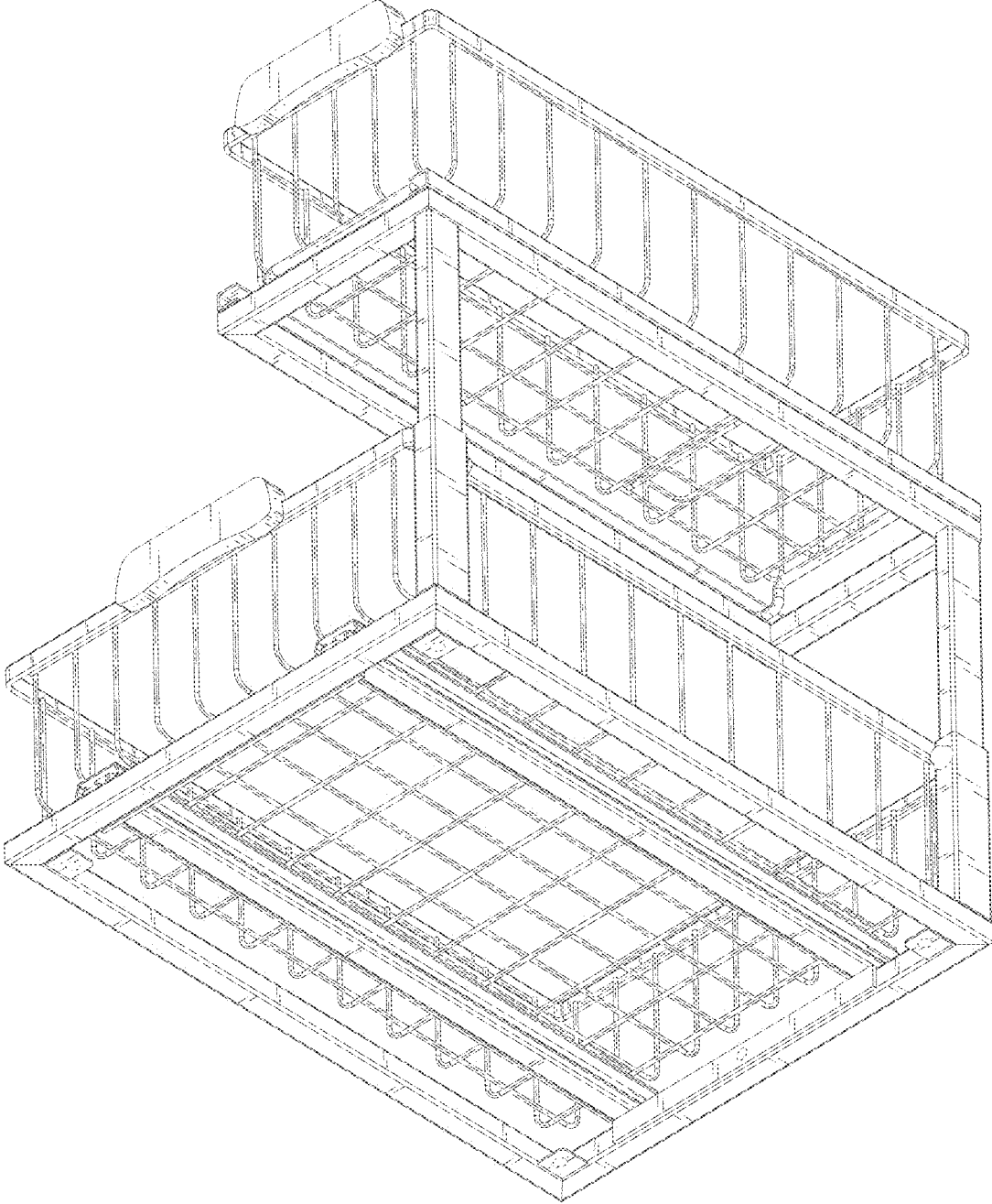


FIG. 2

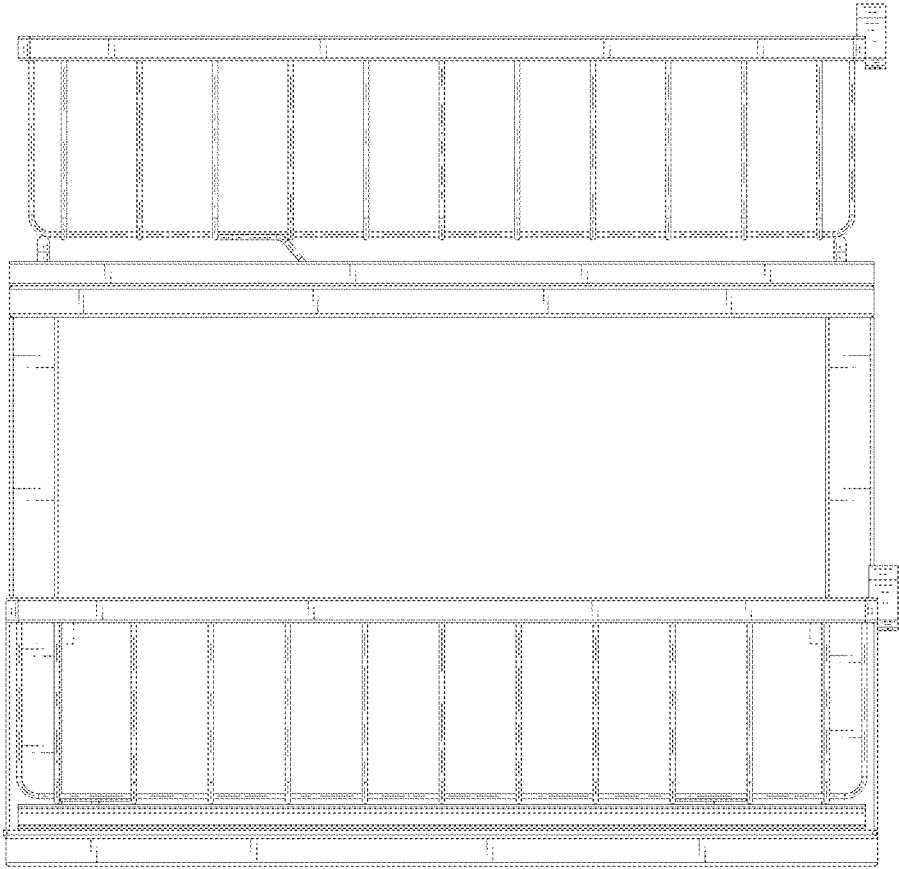


FIG. 3

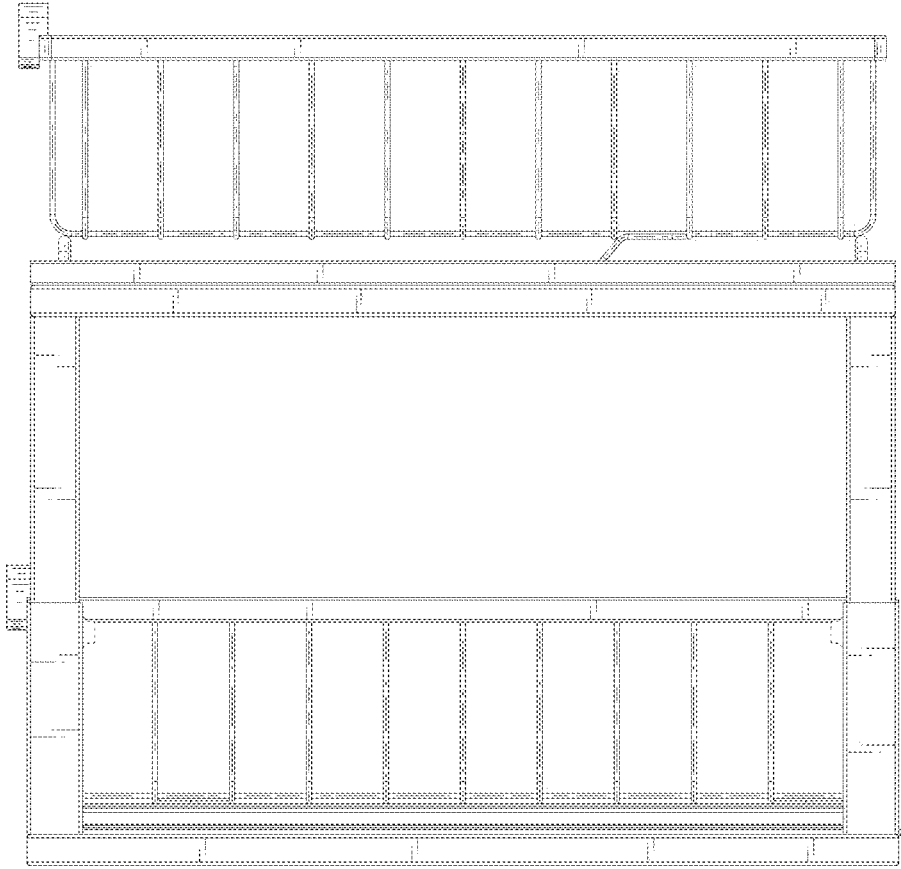


FIG. 4




FIG. 5




FIG. 6



FIG. 7

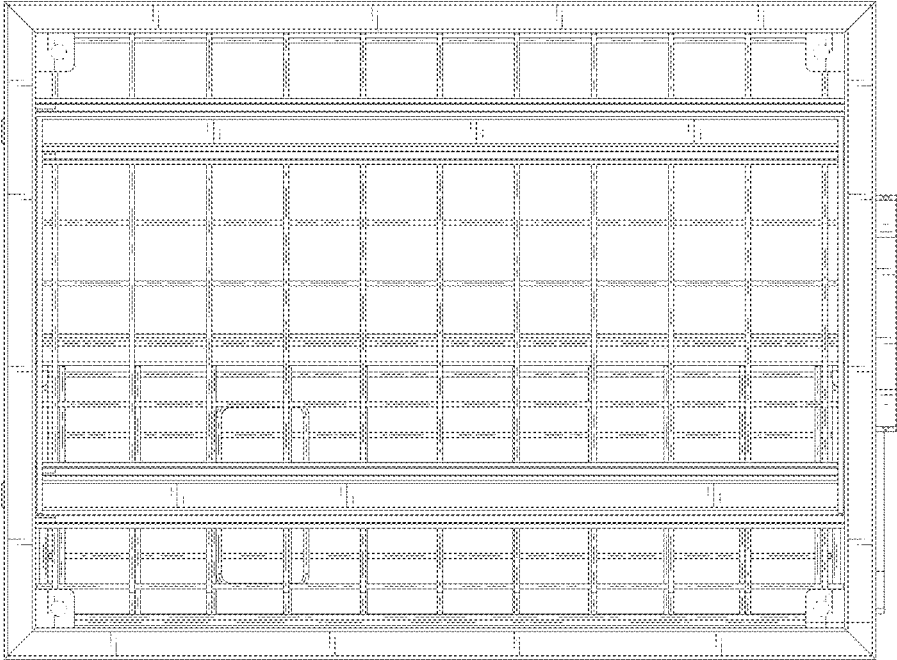


FIG. 8