



US00D804284S

(12) **United States Design Patent**
Rand

(10) **Patent No.:** **US D804,284 S**

(45) **Date of Patent:** **** Dec. 5, 2017**

(54) **BALLERINA KEY**

D663,607 S *	7/2012	Rand	D8/348
D691,021 S *	10/2013	Rand	D8/348
D717,154 S *	11/2014	Li	D8/346
D723,413 S *	3/2015	Nelson	D11/60

(71) Applicant: **David W. Rand**, Longmont, CO (US)

(72) Inventor: **David W. Rand**, Longmont, CO (US)

* cited by examiner

(**) Term: **15 Years**

Primary Examiner — Prabhakar Deshmukh

(21) Appl. No.: **29/580,196**

(74) *Attorney, Agent, or Firm* — Patent Law Offices of Rick Martin, P.C.

(22) Filed: **Oct. 27, 2016**

(51) **LOC (10) Cl.** **08-07**

(52) **U.S. Cl.**

(57) **CLAIM**

USPC **D8/348**; D8/347

The ornamental design for a ballerina key, as shown and described.

(58) **Field of Classification Search**

USPC D8/347, 348; 70/51, 336, 344, 348, 391, 70/393, 402, 408, 416, 429

CPC E05B 19/00; E05B 19/20; E05B 13/00; E05B 11/00; E05B 19/04

See application file for complete search history.

DESCRIPTION

(56) **References Cited**

U.S. PATENT DOCUMENTS

2,529,815 A *	11/1950	Rothe	E05B 19/24 250/466.1
D190,598 S *	6/1961	Manzardo	D8/348
D225,301 S *	12/1972	Uliano	D8/348
5,577,403 A *	11/1996	Steeley	E05B 19/00 40/323
D491,186 S *	6/2004	Arakaki	D14/387
D632,543 S *	2/2011	Liu	D8/348
D659,509 S *	5/2012	Dhaliwal	D8/348

FIG. 1 is a side perspective view of my new design for a ballerina key;

FIG. 2 is a top plan view thereof;

FIG. 3 is a bottom plan view thereof;

FIG. 4 is a left side elevation view thereof;


FIG. 5 is a right side elevation view thereof;

FIG. 6 is a front elevation view thereof; and,

FIG. 7 is a rear elevation view thereof.

The broken lines are for illustration purposes only and form no part of the claimed design.

1 Claim, 3 Drawing Sheets



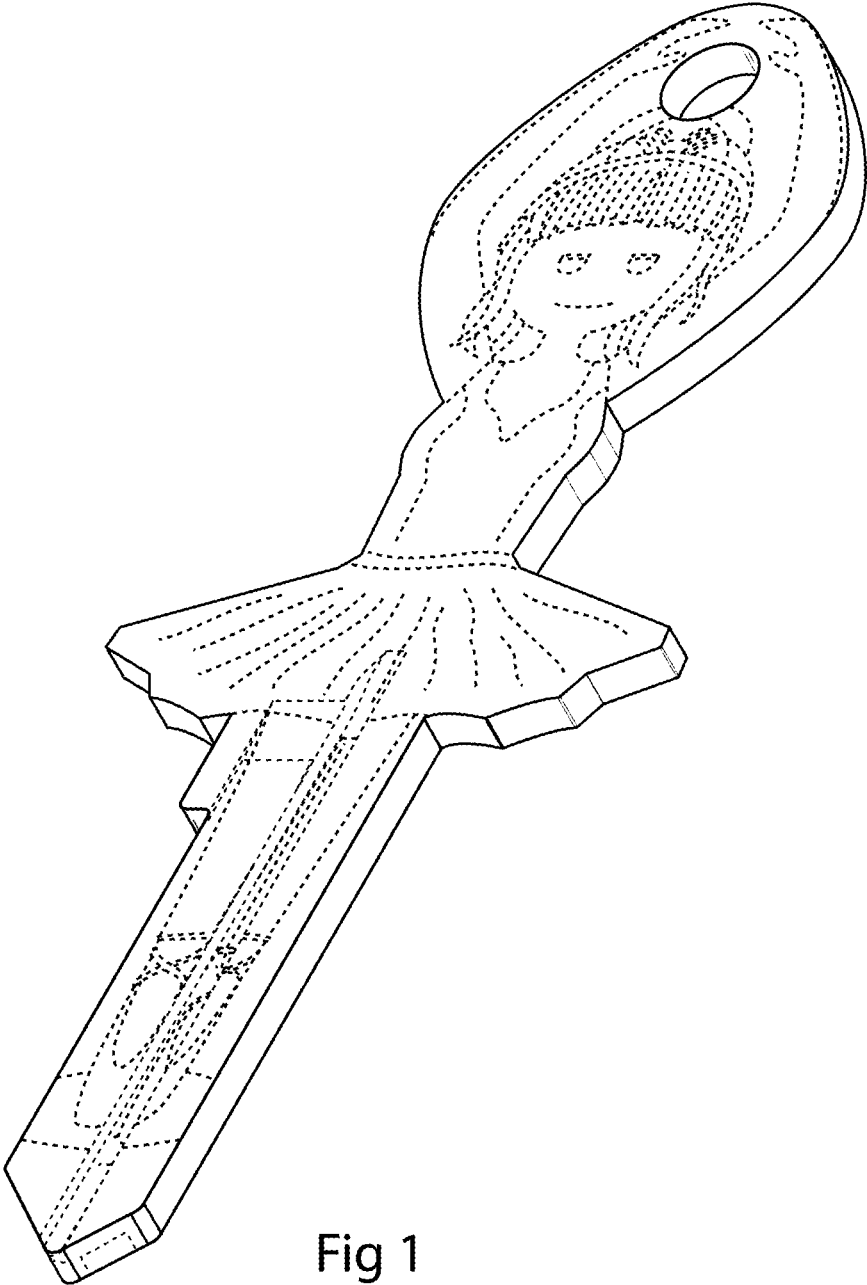


Fig 1

Fig 2




Fig 3




Fig 4



Fig 5



Fig 6



Fig 7

