

(12) **United States Design Patent**  
**Kwon et al.**

(10) **Patent No.:** **US D703,592 S**  
(45) **Date of Patent:** **\*\* Apr. 29, 2014**

(54) **REAR BUMPER FOR AN AUTOMOBILE**

(71) Applicants: **Pansoo Kwon**, Okazaki (JP); **Yuji Fujiwara**, Toyokawa (JP)

(72) Inventors: **Pansoo Kwon**, Okazaki (JP); **Yuji Fujiwara**, Toyokawa (JP)

(73) Assignee: **Toyota Jidosha Kabushiki Kaisha**, Toyota-shi, Aichi-ken (JP)

(\*\*) Term: **14 Years**

(21) Appl. No.: **29/469,190**

(22) Filed: **Oct. 8, 2013**

#### Related U.S. Application Data

(62) Division of application No. 29/425,150, filed on Jun. 20, 2012.

(51) **LOC (10) Cl.** ..... **12-16**

(52) **U.S. Cl.** ..... **D12/169**  
USPC .....

(58) **Field of Classification Search**

USPC ..... D12/169, 216, 90-92, 86, 171, 196,  
D12/163; 293/102, 113, 115, 117, 120;  
296/180.1, 180.2

See application file for complete search history.

(56) **References Cited**

#### U.S. PATENT DOCUMENTS

D639,215 S \* 6/2011 Faghihzadeh ..... D12/169  
D640,616 S \* 6/2011 Schell et al. .... D12/169

D644,575 S \* 9/2011 Messale ..... D12/169  
D659,605 S \* 5/2012 Varga ..... D12/169  
D671,049 S \* 11/2012 Davidson et al. .... D12/169  
D684,903 S \* 6/2013 Platto et al. .... D12/169

#### OTHER PUBLICATIONS

Netcarshow.com; Audi A4; Mfg. Audi: [http://www.netcarshow.com/audi/2009-a4/800x600/wallpaper\\_10.htm](http://www.netcarshow.com/audi/2009-a4/800x600/wallpaper_10.htm); Mar. 2011.  
Netcarshow.com; Lexus HS250; Mfg. Toyota; [http://netcarshaw.com/lexus/2010-hs\\_250h/1024x768/wallpaper\\_33.htm](http://netcarshaw.com/lexus/2010-hs_250h/1024x768/wallpaper_33.htm); Mar. 2011.

\* cited by examiner

*Primary Examiner* — Melody Brown

(74) *Attorney, Agent, or Firm* — Finnegan, Henderson, Farabow, Garrett & Dunner, LLP


(57) **CLAIM**


The ornamental design for the rear bumper for an automobile, as shown and described.

#### DESCRIPTION


FIG. 1 is a perspective view of a rear bumper for an automobile showing our new design;  
FIG. 2 is a front view thereof;  
FIG. 3 is a rear view thereof;  
FIG. 4 is a left side elevation view thereof;  
FIG. 5 is a right side elevation view thereof;  
FIG. 6 is a top plan view thereof; and,  
FIG. 7 is a bottom view thereof.

**1 Claim, 4 Drawing Sheets**






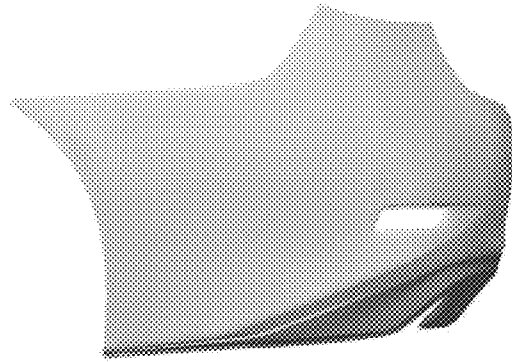
***FIG. 1***



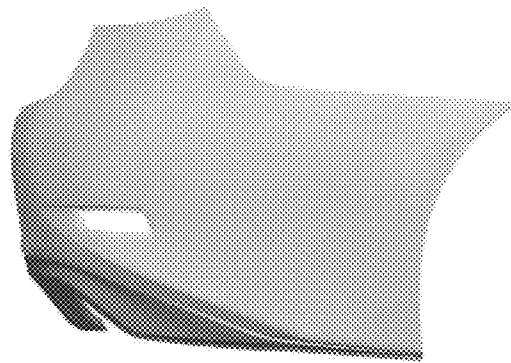
***FIG. 2***




***FIG. 3***



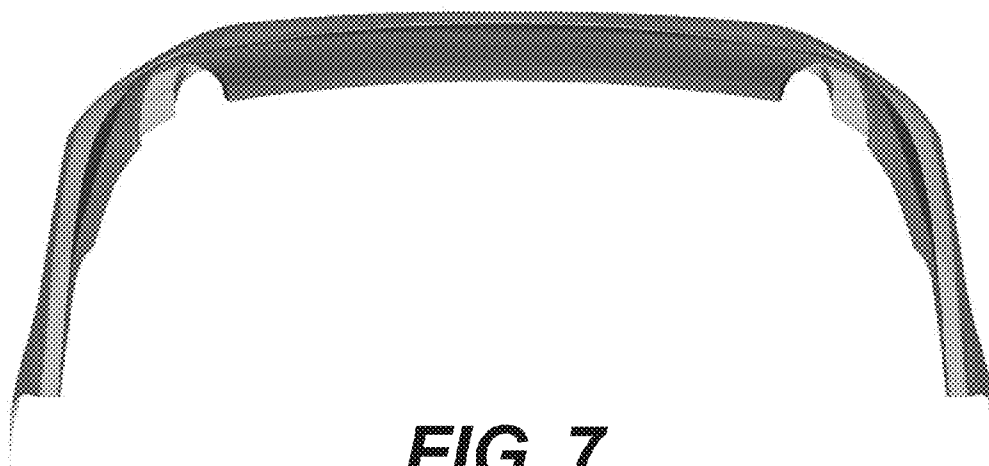
***FIG. 4***



***FIG. 5***



***FIG. 6***



***FIG. 7***

UNITED STATES PATENT AND TRADEMARK OFFICE  
**CERTIFICATE OF CORRECTION**

PATENT NO. : D703,592 S  
APPLICATION NO. : 29/469190  
DATED : April 29, 2014  
INVENTOR(S) : Pansoo Kwon et al.

Page 1 of 1

It is certified that error appears in the above-identified patent and that said Letters Patent is hereby corrected as shown below:

On the Title Page insert the following:

--(30) **Foreign Application Priority Data**

December 27, 2011 (JP).....2011-030128  
December 27, 2011 (JP).....2011-030133--

Signed and Sealed this  
Twenty-ninth Day of July, 2014



Michelle K. Lee  
*Deputy Director of the United States Patent and Trademark Office*