

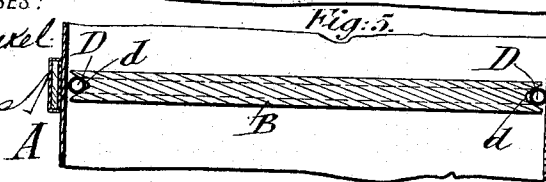
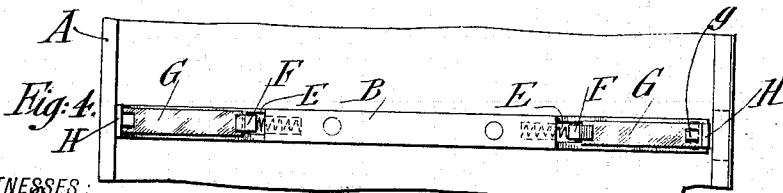
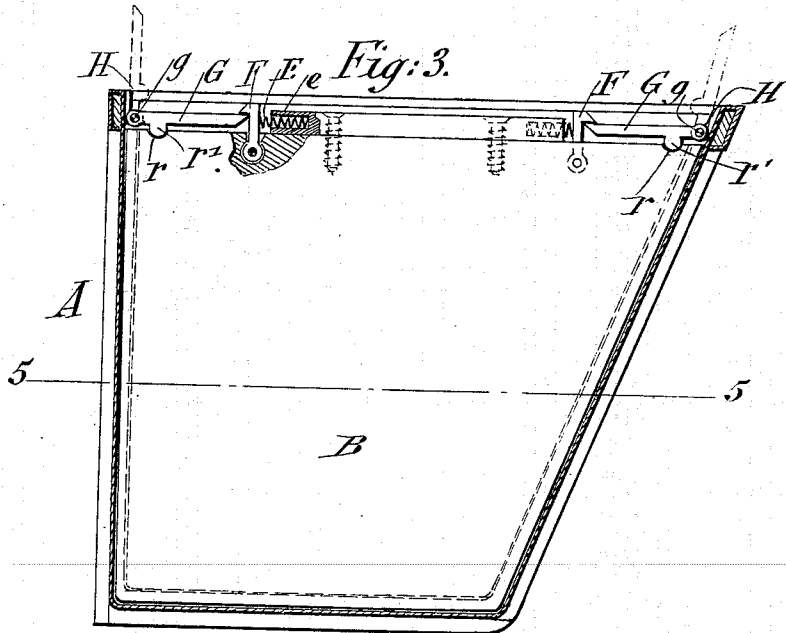
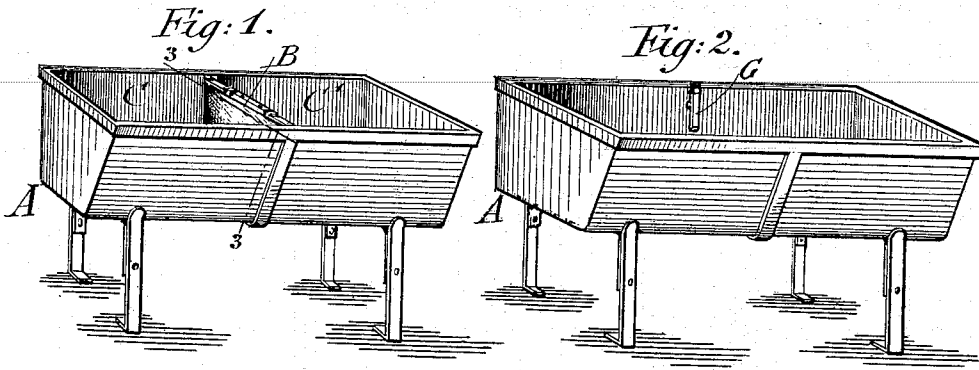
No. 615,499.

Patented Dec. 6, 1898.

A. SCHMID.
CONVERTIBLE WASH AND BATH TUB.

(Application filed May 7, 1898.)

(No Model.)



WITNESSES:

Geo. J. Juxel
Chas. J. Gast

INVENTOR

August Schmid
BY *Shuel Raguer*
ATTORNEYS.

UNITED STATES PATENT OFFICE.

AUGUST SCHMID, OF NEW YORK, N. Y.

CONVERTIBLE WASH AND BATH TUB.

SPECIFICATION forming part of Letters Patent No. 615,499, dated December 6, 1898.

Application filed May 7, 1898. Serial No. 680,028. (No model.)

To all whom it may concern:

Be it known that I, AUGUST SCHMID, a citizen of the United States, residing at New York, in the borough of Manhattan and State
5 of New York, have invented certain new and useful Improvements in Convertible Wash and Bath Tubs, of which the following is a specification.

This invention relates to a convertible
10 wash and bath tub; and it consists of certain features of construction and combinations of parts to be hereinafter described and then claimed.

In the accompanying drawings, Figure 1 is
15 a perspective view of a washtub furnished in accordance with my invention with a removable partition, so as to form two compartments. Fig. 2 is a perspective view of the same with the partition removed, so that the
20 washtub is converted into a bath-tub. Fig. 3 is an enlarged transverse section on line 3 3, Fig. 1. Fig. 4 is a plan view of Fig. 3; and Fig. 5 is a section on line 5 5, Fig. 3.

Similar letters of reference indicate corre-
25 sponding parts.

Referring to the drawings, A indicates the iron, porcelain, slate, or other body of a bath-
30 tub, which may or may not be supported on suitable legs, as desired. The body of the tub is separated at about mid-length, by means of a transverse partition B, into two compartments C C', so that one may contain the suds and the other the rinsing-water.
35 This partition B is removable, so that the washtub may be converted into a bath-tub and the whole length of the tub thus permitted to be utilized for the bath.

The partition B and the means for attaching the same to the tub and separating the
40 water in the two compartments consist as follows: Around the side and lower edges of the partition B is formed a groove *d*, into which is cemented or fastened in any suitable manner an elastic packing D, of rubber
45 tubing, which is hermetically closed at the ends, so that the same will be sufficiently cushioned by the confined air in the tube. The contour of the side and lower edges of the partition conforms to the body of the tub,
50 so that when the partition is fastened in place the entrance of the water from one compart-

ment into the other will be prevented, as the packing will be tightly compressed against the inside of the tub. The partition B is furnished in its upper part with transverse
55 sockets *e* or other suitable means for holding actuating-springs E, which tend to press a pair of oppositely-directed and pivoted catches F outwardly, so that the hook ends of
60 said catches will engage with the ends of locking-bars G, which bars are pivoted at *g* to attaching-pieces H, secured by screws or other suitable fastenings to the tub at diametrically opposite points. The locking bars or
65 pieces G may be swung in upward position, as shown in dotted lines in Fig. 3, or dropped in lower position, as shown in full lines in Fig. 2, and they extend, when the partition is fixed in position, along the upper edge of
70 the same inwardly, so as to be engaged by the catches F.

When the partition is to be placed in the tub, so as to form a washtub with two compartments, the locking-bars G are raised, as
75 shown in dotted lines in Fig. 3, and the partition inserted into the body of the tub, so that the packing D around the edge of the partition will be pressed firmly in contact with the interior surface of the tub, and then
80 the beveled ends of the locking-bars G are sprung down against the beveled ends of the catches F, so that the said catches will be pressed by the springs E, and thereby lock the said bars down. When the partition is
85 in place, the same is thereby firmly held in position and the water in the opposite compartment cannot enter the other compartment. To convert the washtub into a bath-
90 tub, the catches F are pressed toward each other, thus releasing the locking-bars G, which are then raised into the position shown in dotted lines in Fig. 3 and the partition B removed, the locking-bars being then allowed
95 to drop in lowered position, as shown in full lines in Fig. 2. The top edge of the partition is preferably provided with recesses *r*, into which steadying-lugs *r'* or the locking-bars G engage.

The convertible wash and bath tub is specially adapted for tenements and small apart-
100 ments, as the necessity of a set of washtubs and a separate bath-tub is obviated, it being

only necessary to remove the separating partition in order to convert the washtub into a bath-tub.

5 Having thus described my invention, what I claim is—

10 A convertible wash and bath tub, consisting of a suitable tub-body, locking-bars pivoted to opposite sides of the upper part of the same and provided with downwardly-projecting lugs, a removable partition provided with recesses in its upper edge and fitting snugly in the body below said locking-bar, catches at opposite ends of the upper part of the said

partition, and springs acting in opposite direction on said catches, said locking-bars being adapted to extend inwardly over said partition and to be engaged by said catches, substantially as set forth. 15

In testimony that I claim the foregoing as my invention I have signed my name in presence of two subscribing witnesses. 20

AUGUST SCHMID.

Witnesses:

PAUL GOEPEL,
GEO. W. JAEKEL.