



US0D1008935S

(12) **United States Design Patent**
Cai

(10) **Patent No.:** **US D1,008,935 S**

(45) **Date of Patent:** **** Dec. 26, 2023**

(54) **CAR STORAGE BOX**

(71) Applicant: **Wenzhou Chaoming Auto Parts Co., Ltd.**, Wenzhou (CN)

(72) Inventor: **Lanhua Cai**, Wenzhou (CN)

(**) Term: **15 Years**

(21) Appl. No.: **29/842,489**

(22) Filed: **Jun. 14, 2022**

(51) **LOC (14) Cl.** **12-16**

(52) **U.S. Cl.**
USPC **D12/425**

(58) **Field of Classification Search**
USPC D12/423, 424, 421, 192, 400, 425
CPC B65D 85/68; B60R 7/00
See application file for complete search history.

(56) **References Cited**

U.S. PATENT DOCUMENTS

D486,121 S *	2/2004	Bergh	D12/425
D491,880 S *	6/2004	Guidry	D12/425
D959,356 S *	8/2022	Chen	D12/425

D963,549 S *	9/2022	Li	D12/425
D964,258 S *	9/2022	Tian	D12/425
D964,259 S *	9/2022	Tian	D12/425
D964,913 S *	9/2022	Yang	D12/425
D965,507 S *	10/2022	Li	D12/425
D971,122 S *	11/2022	Wei	D12/425
D974,279 S *	1/2023	Su	D12/425
D977,407 S *	2/2023	Yu	D12/425
D979,485 S *	2/2023	Liu	D12/425
D988,974 S *	6/2023	Zeng	D12/425

* cited by examiner

Primary Examiner — Katrina A Betton

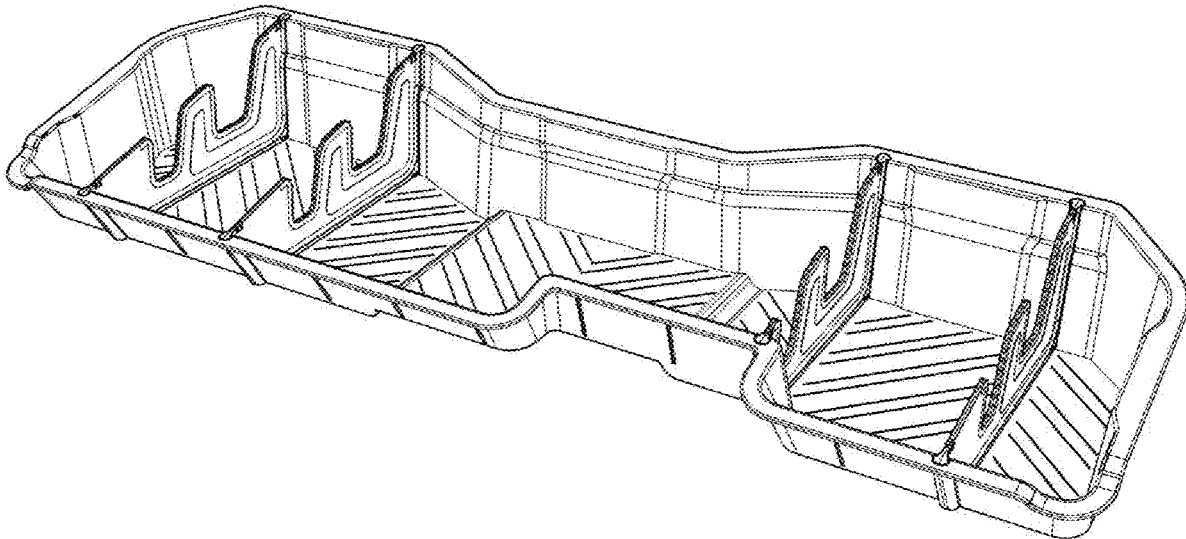
(57) **CLAIM**

The ornamental design for a car storage box, as shown and described.

DESCRIPTION

FIG. 1 is a front and top perspective view of a car storage box, showing my new design;
FIG. 2 is a front elevation view thereof;
FIG. 3 is a rear elevation view thereof;
FIG. 4 is a left side elevation view thereof;
FIG. 5 is a right side elevation view thereof;
FIG. 6 is a top plan view thereof; and,
FIG. 7 is a bottom plan view thereof.

1 Claim, 7 Drawing Sheets



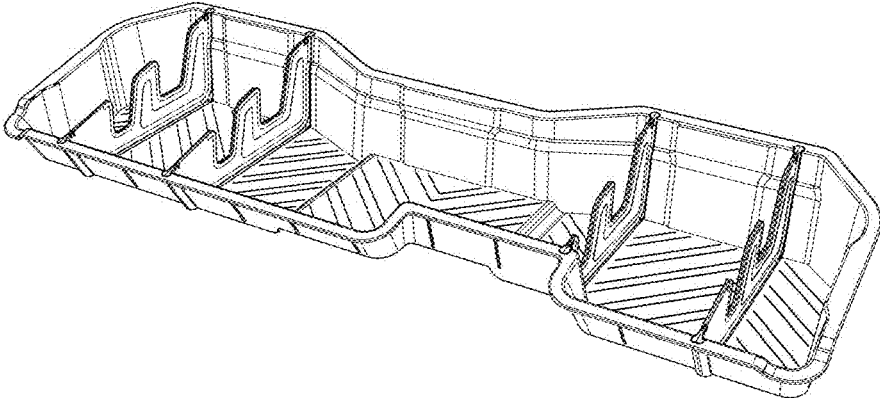


FIG.1

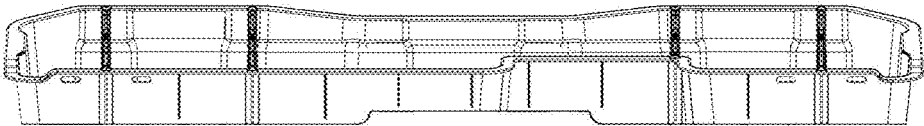


FIG.2

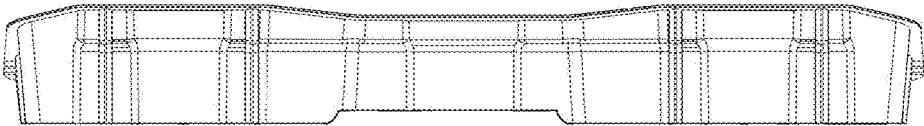


FIG.3

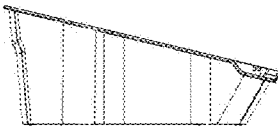


FIG.4

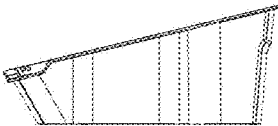


FIG.5

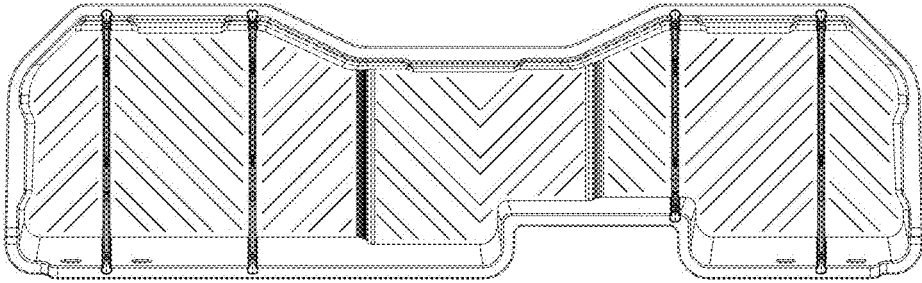


FIG.6

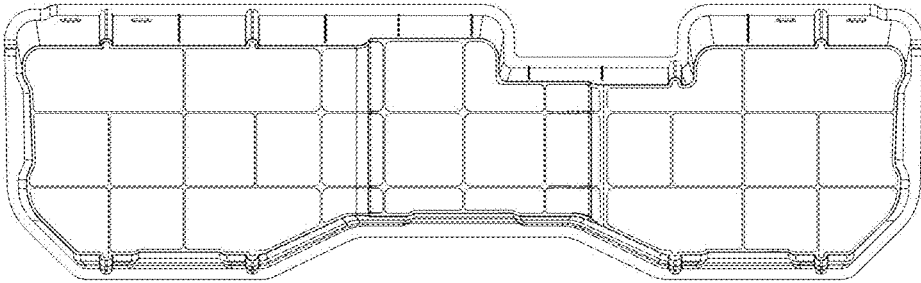


FIG.7