

(19) World Intellectual Property  
Organization  
International Bureau



(43) International Publication Date  
22 July 2004 (22.07.2004)

PCT

(10) International Publication Number  
WO 2004/060872 A1

(51) International Patent Classification<sup>7</sup>: C07D 209/30,  
401/12, A61K 31/404, A61P 7/02, C07D 401/14, 409/12,  
211/22, 401/06

MN, MW, MX, MZ, NI, NO, NZ, OM, PG, PH, PL, PT,  
RO, RU, SC, SD, SE, SG, SK, SL, SY, TJ, TM, TN, TR,  
TT, TZ, UA, UG, US, UZ, VC, VN, YU, ZA, ZM, ZW.

(21) International Application Number:  
PCT/US2003/039101

(84) Designated States (regional): ARIPO patent (BW, GH,  
GM, KE, LS, MW, MZ, SD, SL, SZ, TZ, UG, ZM, ZW),  
Eurasian patent (AM, AZ, BY, KG, KZ, MD, RU, TJ, TM),  
European patent (AT, BE, BG, CH, CY, CZ, DE, DK, EE,  
ES, FI, FR, GB, GR, HU, IE, IT, LU, MC, NL, PT, RO, SE,  
SI, SK, TR), OAPI patent (BF, BJ, CF, CG, CI, CM, GA,  
GN, GQ, GW, ML, MR, NE, SN, TD, TG).

(22) International Filing Date:  
22 December 2003 (22.12.2003)

(25) Filing Language: English

(26) Publication Language: English

**Declarations under Rule 4.17:**

- as to applicant's entitlement to apply for and be granted a patent (Rule 4.17(ii)) for the following designations AE, AG, AL, AM, AT, AU, AZ, BA, BB, BG, BR, BY, BZ, CA, CH, CN, CO, CR, CU, CZ, DE, DK, DM, DZ, EC, EE, EG, ES, FI, GB, GD, GE, GH, GM, HR, HU, ID, IL, IN, IS, JP, KE, KG, KP, KR, KZ, LC, LK, LR, LS, LT, LU, LV, MA, MD, MG, MK, MN, MW, MX, MZ, NI, NO, NZ, OM, PG, PH, PL, PT, RO, RU, SC, SD, SE, SG, SK, SL, SY, TJ, TM, TN, TR, TT, TZ, UA, UG, UZ, VC, VN, YU, ZA, ZM, ZW, ARIPO patent (BW, GH, GM, KE, LS, MW, MZ, SD, SL, SZ, TZ, UG, ZM, ZW), Eurasian patent (AM, AZ, BY, KG, KZ, MD, RU, TJ, TM), European patent (AT, BE, BG, CH, CY, CZ, DE, DK, EE, ES, FI, FR, GB, GR, HU, IE, IT, LU, MC, NL, PT, RO, SE, SI, SK, TR), OAPI patent (BF, BJ, CF, CG, CI, CM, GA, GN, GQ, GW, ML, MR, NE, SN, TD, TG)
- of inventorship (Rule 4.17(iv)) for US only

(30) Priority Data:  
60/436,625 30 December 2002 (30.12.2002) US

(71) Applicant (for all designated States except US): ELI  
LILLY AND COMPANY [US/US]; Lilly Corporate  
Center, Indianapolis, IN 46285 (US).

(72) Inventors; and

(75) Inventors/Applicants (for US only): LIEBESCHUETZ,  
John, Walter [GB/GB]; Laburnum Cottage, 42 Bollington  
Road, Bollington, Cheshire SK10 5EJ (GB). SHEEHAN,  
Scott, Martin [US/US]; 12485 Windbush Way, Carmel, IN  
46033 (US). WATSON, Brian, Morgan [US/US]; 3816  
Brian Place, Carmel, IN 46033 (US).

(74) Agents: HAY, Martin, Alexander et al.; Martin A. Hay  
& Co., 13 Queen Victoria Street, Macclesfield, Cheshire  
SK11 6LP (GB).

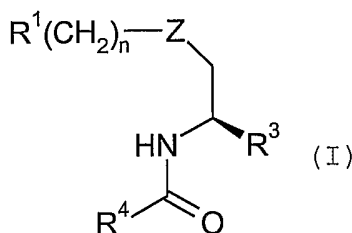
(81) Designated States (national): AE, AG, AL, AM, AT, AU,  
AZ, BA, BB, BG, BR, BY, BZ, CA, CH, CN, CO, CR, CU,  
CZ, DE, DK, DM, DZ, EC, EE, EG, ES, FI, GB, GD, GE,  
GH, GM, HR, HU, ID, IL, IN, IS, JP, KE, KG, KP, KR,  
KZ, LC, LK, LR, LS, LT, LU, LV, MA, MD, MG, MK,

**Published:**

- with international search report
- before the expiration of the time limit for amending the claims and to be republished in the event of receipt of amendments

For two-letter codes and other abbreviations, refer to the "Guidance Notes on Codes and Abbreviations" appearing at the beginning of each regular issue of the PCT Gazette.

(54) Title: FACTOR XA INHIBITORS



(57) Abstract: Compounds of formula (I) in which R<sup>1</sup>, n, Z, R<sup>3</sup> and R<sup>4</sup> have any of the meanings given in the specification, are inhibitors of the serine protease Factor Xa and are useful in the treatment of thrombotic disorders.

WO 2004/060872 A1

-1-

**FACTOR XA INHIBITORS**

This application claims the benefit of United States provisional patent application serial number 60/436,625 filed December 30, 2002, the disclosure of which is  
5 incorporated by reference herein.

The present invention relates to compounds useful as pharmaceuticals, to pharmaceutical compositions comprising the compounds, to a process for preparing the compounds, to intermediates useful in the preparation of the compounds,  
10 and to use of the compounds as pharmaceuticals.

Cardiovascular disease continues to present a major worldwide health problem, and is a common cause of serious illness and death.

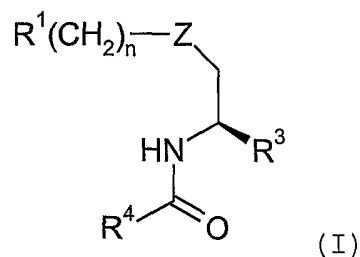
One line of investigation being pursued by researchers  
15 in the search for new treatments for cardiovascular disease is based upon the hypothesis that an inhibitor of the serine protease, Factor Xa, may be useful as an anticoagulant agent in the treatment of thrombotic disease.

Inhibitors of Factor Xa are known. For example,  
20 WO 01/96303 discloses compounds containing an aromatic group, a glycine residue bearing a cyclic group, and a cyclic amine linked to the glycine residue through an amide group.

Surprisingly, it has now been found that by replacing  
25 the amide group in compounds of WO 01/96303 with an alkylene, oxaalkylene or azaalkylene group, compounds may be obtained that are selective Factor Xa inhibitors and have particularly advantageous properties.

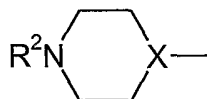
-2-

Accordingly, the present invention provides a compound of formula (I)



in which:-

5  $R^1$  represents pyrrolidin-1-yl, piperidin-1-yl or a group of formula

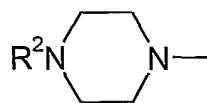


in which X represents CH or N;

10  $R^2$  represents a hydrogen atom or a (1-6C)alkyl, (3-6C)cycloalkyl, fluoro(1-4C)alkyl, fluoro(2-4C)alkanoyl, hydroxy(2-4C)alkyl or pyridyl group;

$n$  represents 1, 2 or 3;

15 Z represents  $CH_2$ , O or  $NR^5$ , in which  $R^5$  represents a hydrogen atom or a (1-4C)alkyl group, provided that when  $R^1$  represents pyrrolidin-1-yl, piperidin-1-yl or a group of formula



and Z represents O or  $NR^5$ , then  $n$  represents 2 or 3;

$R^3$  represents:-

20 (i) phenyl which is unsubstituted or substituted by methylenedioxy or by a substituent selected from halogen, (1-4C)alkyl, hydroxy, (1-4C)alkoxy, trifluoromethyl, difluoromethoxy, trifluoromethoxy, (1-4C)alkylthio, (1-4C)alkylsulfinyl, (1-4C)alkylsulfonyl, carboxy,  
25 aminocarbonyl, amino, (2-4C)alkanoylamino, aminosulfonyl,

-3-

(1-4C)alkylaminosulfonyl, nitro, phenyl, phenoxy, benzyloxy and pyridyl;

(ii) pyridyl, pyrimidyl or pyridazinyl, which is unsubstituted or substituted by a halogen atom;

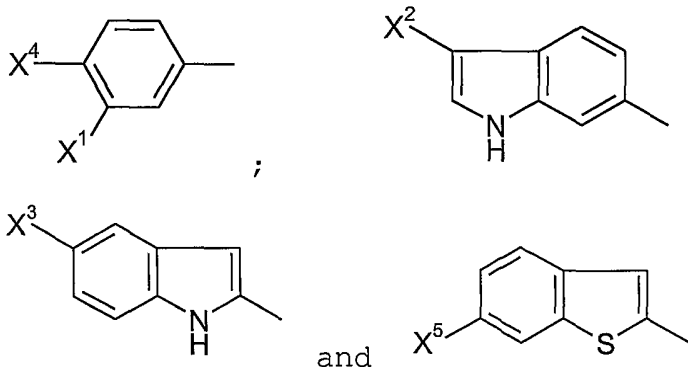
5 (iii) furyl, thienyl, imidazolyl, thiazolyl, isothiazolyl, oxazolyl, isoxazolyl, thiadiazolyl, each of which is unsubstituted or substituted by (1-4C)alkyl or amino;

10 (iv) naphthyl, benzofuryl, benzothienyl, quinolyl or isoquinolyl;

(v) (3-6C)cycloalkyl; or

(vi) (1-4C)alkyl, which is unsubstituted or substituted by hydroxy, (1-4C)alkoxy, phenoxy, carboxy, aminocarbonyl, aminosulfonyl, (1-4C)alkylthio, phenylthio, pyridylthio, 15 amino, (1-4C)alkylamino, di(1-4C)alkylamino, piperidin-1-yl, morpholino, trifluoromethyl, phenyl, imidazolyl, pyridyl, (3-6C)cycloalkyl, oxa(4-6C)cycloalkyl, or aza(4-6C)cycloalkyl (which may bear an N-(1-4C)alkyl substituent); and

20  $R^4$  is selected from



in which

25  $X^1$  represents a hydrogen atom, a halogen atom or an amino group;

$X^2$  represents a hydrogen atom, a methyl group, a chlorine atom or a bromine atom;

-4-

X<sup>3</sup> represents a hydrogen atom, a methyl group or a halogen atom;

X<sup>4</sup> represents a chlorine atom, a methoxy group or a methyl group; and

5 X<sup>5</sup> represents a hydrogen atom, a halogen atom or a methyl group;

or a pharmaceutically acceptable salt thereof.

Compounds of formula (I) have been found to be potent and selective inhibitors of the serine protease, Factor Xa, 10 to have good anticoagulant activity in human plasma, to have good plasma exposure upon oral administration to mammals, and to possess particularly advantageous pharmacological profiles of activity.

It will be appreciated that compounds of formula (I) 15 excluded by the proviso would be expected to be chemically unstable.

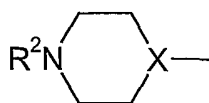
It will also be appreciated that the compounds of formula (I) contain a center of asymmetry that has the (R)-configuration when Z is O or NR<sup>5</sup> and the (S)-configuration 20 when Z is CH<sub>2</sub>. The compounds may therefore exist and be isolated in a mixture with the corresponding (S)- or (R)-isomer respectively, such as a racemic mixture, or separately. Preferably the compounds are isolated substantially free of the respective isomers.

It will further be appreciated that the compounds of 25 formula (I) or their pharmaceutically acceptable salts may be isolated in the form of solvates, and accordingly that any such solvate is included within the scope of the present invention.

30 Examples of pharmaceutically acceptable salts include hydrochloride salts.

R<sup>1</sup> preferably represents a group of formula

-5-



in which X represents CH or N.

X preferably represents CH.

R<sup>2</sup> preferably represents a (1-6C)alkyl, (3-  
5 6C)cycloalkyl, fluoro(1-4C)alkyl, fluoro(2-4C)alkanoyl,  
hydroxy(2-4C)alkyl or pyridyl group.

Compounds of formula (I) in which R<sup>2</sup> represents  
hydrogen have generally been found to exhibit lower potency  
as Factor Xa inhibitors than the corresponding substituted  
10 compounds. However, as described hereinafter, they are  
useful as intermediates in the preparation of the  
substituted compounds.

Examples of particular values for R<sup>2</sup> are methyl, ethyl,  
isopropyl, cyclopropyl, cyclopentyl, 2-fluoroethyl, 2,2,2-  
15 trifluoroethyl, trifluoroacetyl, 2-hydroxyethyl and pyrid-4-  
yl group.

Preferably R<sup>2</sup> represents a isopropyl, cyclopropyl,  
cyclopentyl or pyrid-4-yl group.

Preferably n represents 1 or 2.

20 More preferably n represents 1.

In one group of compounds of formula (I), Z represents  
CH<sub>2</sub>.

In another group of compounds of formula (I), Z  
represents O. Compounds within this group have been found  
25 to have particularly good plasma exposure upon oral  
administration to mammals.

In yet another group of compounds of formula (I), Z  
represents NR<sup>5</sup>. Compounds belonging to this group have been  
found to have particularly good metabolic stability. Within  
30 this group, R<sup>5</sup> preferably represent a hydrogen atom.  
Compounds in which R<sup>5</sup> preferably represent a hydrogen atom  
have been found to possess particularly high potency as

-6-

Factor Xa inhibitors, compared with compounds in which the nitrogen atom is substituted with R<sup>5</sup>.

Examples of particular values for R<sup>3</sup> are:-

- (i) phenyl, 2,3-methylenedioxyphenyl, 2-fluorophenyl,  
5 4-fluorophenyl, 2-chlorophenyl, 2-methylphenyl, 2-  
methoxyphenyl, 2-trifluoromethylphenyl, 2-  
difluoromethoxyphenyl, 4-carboxyphenyl or 4-  
aminocarbonylphenyl;
- (ii) pyrid-2-yl or pyrid-4-yl;
- 10 (iii) fur-2-yl, fur-3-yl, thien-2-yl, thien-3-yl,  
imidazol-2-yl, thiazol-2-yl, thiazol-4-yl, 2-methylthiazol-  
4-yl or 2-aminothiazol-4-yl;
- (iv) naphth-1-yl, naphth-2-yl, benzofuryl,  
benzothienyl, quinolin-4-yl or quinolin-8-yl;
- 15 (v) cyclopropyl, cyclobutyl, cyclopentyl or  
cyclohexyl; or
- (vi) methyl, ethyl, propyl, isopropyl, butyl, 2-  
methylpropyl, hydroxymethyl, 1-hydroxyethyl, methoxymethyl,  
1-methoxyethyl, methylthiomethyl, 2-methylthioethyl, prop-2-  
20 ylthiomethyl, N,N-dimethylaminomethyl, phenylthiomethyl,  
pyrid-2-ylthiomethyl, carboxymethyl, 2-carboxyethyl,  
aminocarbonylmethyl, 2-aminocarbonyl ethyl, morpholinomethyl,  
2,2,2-trifluoroethyl, benzyl, pyrid-2-ylmethyl, pyrid-3-  
ylmethyl, pyrid-4-ylmethyl, imidazol-1-ylmethyl, imidazol-4-  
25 ylmethyl, 3-methylimidazol-4-ylmethyl, cyclohexyl-4-  
ylmethyl, tetrahydropyran-4-ylmethyl, piperidin-1-ylmethyl  
or 1-methylpiperidin-4-ylmethyl.

Preferably R<sup>3</sup> represents phenyl, 2-fluorophenyl or 2-  
chlorophenyl.

30 More preferably R<sup>3</sup> represents phenyl.

X<sup>2</sup> preferably represents a hydrogen atom or a halogen  
atom.

More preferably X<sup>2</sup> represents a hydrogen atom or a  
fluorine atom.

-7-

X<sup>3</sup> preferably represents a hydrogen atom, a chlorine atom or a methyl group.

X<sup>4</sup> preferably represents a chlorine atom.

X<sup>5</sup> preferably represents a chlorine atom or a methoxy group.

X<sup>6</sup> preferably represents a chlorine atom.

Examples of particular values for R<sup>4</sup> are 4-chlorophenyl, 4-methoxyphenyl, indol-6-yl, 3-methylindol-6-yl, 3-chloroindol-6-yl, 5-chloroindol-2-yl or 6-chlorobenzo[b]thiophen-2-yl.

Preferably R<sup>4</sup> is 4-methoxyphenyl, indol-6-yl or 5-chloroindol-2-yl.

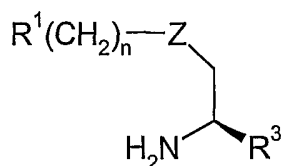
Particular mention may be made of:-

3-Chloro-N-[(R)-1-phenyl-2-[1-(4-pyridinyl)piperidin-4-yl-methoxy]ethyl]-1H-indole-6-carboxamide;

3-Chloro-N-[(R)-2-[(1-isopropylpiperidin-4-ylmethyl)amino]-1-phenylethyl]-1H-indole-6-carboxamide; and pharmaceutically acceptable salts thereof.

According to another aspect, the present invention provides a process for preparing a compound of formula (I) or a pharmaceutically acceptable salt thereof as defined hereinabove, which comprises

(a) reacting a compound of formula (II)



25

(II)

or a salt thereof, with a compound of formula (III)



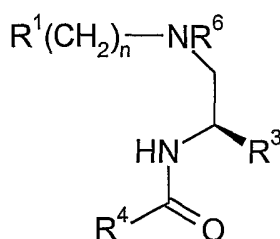
(III)

30 or a reactive derivative thereof;

-8-

(b) for a compound of formula (I) in which R<sup>2</sup> represents a (1-6C)alkyl, (3-6C)cycloalkyl, fluoro(1-4C)alkyl, fluoro(2-4C)alkanoyl or hydroxy(2-4C)alkyl group, reacting a corresponding compound of formula (I) in which R<sup>2</sup> represents a hydrogen atom, or a salt thereof, with an alkylating or acylating agent;

(c) for a compound of formula (I) in which Z represents NH, deprotecting a compound of formula



10

(IV)

in which R<sup>6</sup> represents an amino protecting group; or

(d) for a compound of formula (I) in which R<sup>2</sup> represents a hydrogen atom, deprotecting a compound of formula (I) in which R<sup>2</sup> represents a protecting group;

15 followed, if a pharmaceutically acceptable salt is desired, by forming a pharmaceutically acceptable salt.

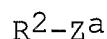
The reaction between the compound of formula (II) with the compound of formula (III) may conveniently be performed employing reagents and reaction conditions conventionally used for the formation of an amide bond. The reaction is conveniently carried out in the presence of a benzotriazole-based reagent such as 1-hydroxybenzotriazole, 1-hydroxy-7-azabenzotriazole or O-benzotriazol-1-yl-N,N,N',N'-tetramethyluronium hexafluorophosphate, and a carbodiimide-based dehydrating agent such as dicyclohexylcarbodiimide or 1-(3-dimethylaminopropyl)-3-ethylcarbodiimide, in an inert organic solvent such as dimethylformamide and/or methylene chloride. The reaction is conveniently conducted at a temperature of from 0 to 50 °C, preferably at ambient temperature. If a salt of a compound of formula (II) is

30

-9-

used, the reaction is conveniently performed in the additional presence of a base such as triethylamine. Other suitable reagents and solvents are known in the art, for example an acid halide, such as p-anisoyl chloride, or an  
5 acid anhydride, in the presence of a base, such as triethylamine or pyridine.

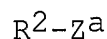
The alkylation of a compound of formula (I) in which R<sup>2</sup> represents a hydrogen atom may be performed using a conventional alkylating agent, such as by reductive  
10 alkylation using an aldehyde or ketone as the alkylating agent, or by reaction with a compound of formula



in which Z<sup>a</sup> represents a leaving atom or group, for example a chlorine or bromine atom or an organosulfonyloxy group,  
15 such as trifluoromethanesulfonyloxy.

Thus, the compound of formula (I) may be reacted with an aldehyde or ketone in the presence of a reducing agent, such as sodium cyanoborohydride or sodium triacetoxymethylborohydride. The reaction is conveniently  
20 performed at a temperature in the range of from 0 to 100 °C. Suitable solvents include alkanols, such as methanol, halogenated hydrocarbons, such as methylene chloride, and carboxylic acids, such as acetic acid.

The alkylation of a compound of formula (I) in which R<sup>2</sup> represents a hydrogen atom with a compound of formula



is conveniently performed in the presence of a base, such as potassium carbonate. Convenient solvents include sulfoxides, such as dimethylsulfoxide and alkanols, such as  
30 ethanol. The reaction is conveniently performed at a temperature in the range of from 0 to 100 °C.

The acylation of a compound of formula (I) in which R<sup>2</sup> represents a hydrogen atom may be performed using a method analogous to process step (a) as described hereinabove.

-10-

In processes (c) and (d), the protecting group represented by  $R^6$  and  $R^2$  respectively may be any suitable amino protecting group. The protection of amino groups is described in McOmie, *Protecting Groups in Organic Chemistry*,  
 5 Plenum Press, NY, 1973, and Greene and Wuts, *Protecting Groups in Organic Synthesis*, 2nd. Ed., John Wiley & Sons, NY, 1991. Examples of amino protecting groups include acyl groups, such as groups of formula  $R^8CO$  in which  $R^8$  represents  $C_{1-6}$  alkoxy, aryl- $C_{1-6}$  alkoxy (such as phenyl-  
 10  $C_{1-6}$  alkoxy or fluorenyl- $C_{1-6}$  alkoxy), or  $C_{3-10}$  cycloalkoxy, wherein a phenyl group may be optionally substituted, for example by one or two of halogen,  $C_1-C_4$  alkyl and  $C_1-C_4$  alkoxy.

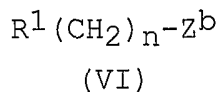
Preferred amino protecting groups include  
 15 benzyloxycarbonyl (CBz), t-butoxycarbonyl (Boc) and 9-fluorenylmethoxycarbonyl (fmoc).

The compounds of formula (II) in which Z represents O may be prepared by reacting a compound of formula (V)



20 (V)

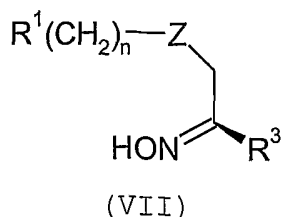
with a compound of formula (VI)



in which  $Z^b$  represents a leaving atom or group, such as a  
 25 methanesulfonyloxy group, or a protected derivative thereof in which any  $R^2$  present in  $R^1$  represents an amino protecting group, such as t-butoxycarbonyl, in the presence of a strong base, such as sodium hydride.

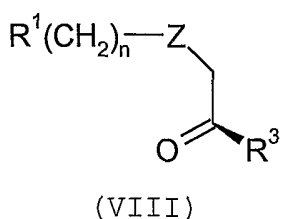
The compounds of formula (II) in which Z represents  $\text{CH}_2$   
 30 may be prepared by reducing an oxime compound of formula (VII)

-11-



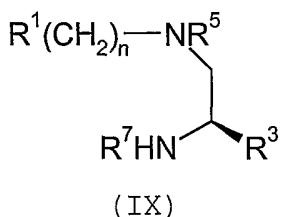
for example using hydrogen in the presence of palladium on carbon.

- 5           The compounds of formula (VII) may be prepared by reacting a compound of formula (VIII)



with hydroxylamine hydrochloride.

- 10           The compounds of formula (II) in which Z represents NR<sup>5</sup> may be prepared by deprotecting a compound of formula (IX)



- 15           in which R<sup>7</sup> represents an amino protecting group, such as t-butoxycarbonyl.

- The compounds of formula (IX) in which R<sup>5</sup> represents hydrogen may be alkylated to afford compounds of formula (IX) in which R<sup>5</sup> represents (1-4C)alkyl, or may be protected on the nitrogen with a protecting group R<sup>6</sup> to afford a  
 20           compound of formula (IX) in which R<sup>5</sup> represents R<sup>6</sup>, for use in the preparation of compounds of formula (IV) as described hereinafter.

- The compounds of formula (IX) in which R<sup>5</sup> represents hydrogen may be prepared by reducing a compound of formula  
 25           (X)



-13-

carriers, pH modifiers, sweeteners, bulking agents, and further active agents. If parenteral administration is desired, the compositions will be sterile and in a solution or suspension form suitable for injection or infusion. Such  
5 compositions form a further aspect of the invention.

According to another aspect, the present invention provides a pharmaceutical composition, which comprises a compound of formula (I) or a pharmaceutically acceptable salt thereof, as defined hereinabove, together with a  
10 pharmaceutically acceptable diluent or carrier.

According to another aspect, the present invention provides the compound of formula (I) or a pharmaceutically acceptable salt thereof, for use in therapy.

According to another aspect, the present invention  
15 provides the use of the compound of formula (I) or a pharmaceutically acceptable salt thereof, for the manufacture of a medicament for the treatment of a thrombotic disorder.

According to another aspect, the present invention  
20 provides a method of treating a thrombotic disorder in a subject requiring treatment, which comprises administering an effective amount of a compound of formula (I) or a pharmaceutically acceptable salt thereof.

The subject may be a human or a non-human animal, such  
25 as a non-human mammal, for example a cat, dog, horse, cow or sheep.

The thrombotic disorder may be, for example, venous thrombosis, pulmonary embolism, arterial thrombosis, myocardial ischaemia, myocardial infarction or cerebral  
30 thrombosis. The compounds may also be used in accordance with the method of the invention in the treatment of acute vessel closure associated with thrombolytic therapy and restenosis, for example after transluminal coronary angioplasty or bypass grafting of the coronary or peripheral

-14-

arteries, and in the maintenance of vascular access patency in long term hemodialysis patients.

The dosage of the compounds of formula (I) will depend upon the nature and severity of the condition being treated, 5 the administration route and the size and species of the subject. In general, quantities in the range of from 0.01 to 100  $\mu\text{M}/\text{kg}$  bodyweight will be administered.

As used herein, the term "treatment" includes prophylactic use. The term "effective amount" refers to the 10 amount of the compound of formula (I) that is effective to reduce or inhibit the development of the symptoms of the thrombotic disorder being treated.

The compound according to the invention may be administered alone or in combination with an anticoagulant having a 15 different mode of action or with a thrombolytic agent.

The following Examples illustrate the invention.

-15-

Abbreviations used follow IUPAC-IUB nomenclature. Additional abbreviations are aq., aqueous; equiv, (molar) equivalent; HPLC, high-performance liquid chromatography; rpHPLC, reverse phase HPLC; SCX, strong cation exchange  
5 resin; THF, tetrahydrofuran; HOAc, acetic acid; DMSO, dimethyl sulfoxide (perdeuterated if for NMR); EtOAc, ethyl acetate; EtOH, ethanol; DMF, dimethylformamide; DCM, dichloromethane; HOAT, 1-hydroxy-7-azabenzotriazole; HOBT, 1-hydroxy benzotriazole, HBTU, O-benzotriazol-1-yl-  
10 N,N,N',N'-tetramethyluronium hexafluorophosphate; DCC, dicyclohexylcarbodiimide; EDCI, 1-(3-dimethylaminopropyl)-3-ethylcarbodiimide hydrochloride; Boc, tertiary-butyloxy-carbonyl; SiO<sub>2</sub>, silica gel; ES-MS, electrospray mass spectrum; TFA, trifluoroacetic acid. All solution  
15 concentrations are expressed as %volume/%volume unless otherwise stated. Reagents were obtained from a variety of commercial sources.

IR means an infrared spectrum was obtained. <sup>1</sup>H NMR means a proton magnetic resonance spectrum was obtained.

20 In general in this specification, "D-" or "R-" in the name of a product indicates the product is made beginning with a chiral starting material, for example (R)-phenylglycinol or (R)-valinol; however, racemization may have occurred, and the enantiomeric purity may not have been  
25 determined. For clarity and consistency, in certain cases in which R<sup>3</sup> is an alkyl group, the compounds have been named with the alkyl group considered a substituent, rather than as part of a chain including the carbon to which it is attached.

30

**HPLC Analysis:** Exterra (trademark) C18 (4.6 x 250 mm) column. The elution system is or consisted of a linear gradient from 90:10 (0.1% TFA in H<sub>2</sub>O):(0.1% TFA in acetonitrile) to 10:90 (0.1% TFA in H<sub>2</sub>O):(0.1% TFA in

-16-

acetonitrile) over 40 min at 30 °C and a flow rate of 1 mL/min. UV Detection is performed from 220 to 400 nm using a photodiode array detector unless otherwise noted.

## 5 **General Experimental Procedures:**

The intermediate compounds and Examples may be or were prepared according to the following general procedures, with exceptions as noted, or as otherwise described below, or according to analogous procedures or other procedures known  
10 to one of ordinary skill in the art.

### **Coupling Method A:**

The coupling of an amine and carboxylic acid to form an amide. A solution of the amine (1 equiv) and carboxylic  
15 acid (1.1 equiv) in a suitable solvent (DMF and/or methylene chloride) is treated with a carbodiimide-based dehydrating agent (e.g. DCC, or EDCI) (1.0 equiv). In general, addition of a benzotriazole-based reagent (e.g., HOBT, HBTU, or HOAT) (1 equiv) improves or improved reaction yields. After  
20 completion of the reaction as indicated by thin-layer chromatography, the mixture is partitioned between water and a suitable solvent (EtOAc and/or methylene chloride or 3:1 chloroform:isopropanol) and washed with 1 N NaOH, water, brine, and concentrated. The crude mixture is then  
25 purified, as indicated, or used directly in subsequent transformations.

### **Coupling Method B:**

The coupling of an amine and acid chloride or acid  
30 anhydride to form an amide. A solution of the amine (1 equiv) in an appropriate solvent (chloroform, and/or methylene chloride) and pyridine (1-10 equiv) is treated with an acid chloride (1.1 equiv). After completion of the reaction as indicated by thin-layer chromatography, the

-17-

mixture is partitioned between a suitable solvent (EtOAc, methylene chloride, and/or chloroform) and washed with 1 N NaOH, water, brine, and concentrated. The crude mixture is then purified, as indicated, or used directly in subsequent transformations.

**Deprotection Method A:**

A mixture of 10% palladium on carbon and the starting material in an appropriate solvent (EtOAc, EtOH, and/or HOAc) is placed under an atmosphere of hydrogen. Upon completion, the mixture is filtered and the filtrate concentrated. The crude mixture is then purified, as indicated, or used directly in subsequent transformations.

**Deprotection Method B:**

A solution of the starting material in an appropriate solvent (methylene chloride and/or chloroform) is treated with anisole (5-100 equiv) followed by trifluoroacetic acid (2-100 equiv). After completion of the reaction as indicated by thin-layer chromatography, the mixture is concentrated. The material either is partitioned between water and a suitable solvent (EtOAc, methylene chloride, and/or chloroform) and washed with 1 N NaOH, water, brine, and concentrated, or is loaded onto an ion-exchange resin (SCX, Varian) and eluted with methanol followed by 2 N ammonia in methanol. Concentration of the later fractions affords or afforded the free base product. The crude mixture is then purified, as indicated, or used directly in subsequent transformations.

30

**Deprotection Method C:**

A solution of the starting material in HOAc and HBr is heated at 70 °C. After 6-15 h, the mixture is cooled, concentrated, treated with either 5 N NaOH or sodium

-18-

carbonate until about pH 12, and the mixture is partitioned between EtOAc and water. The aqueous layer is washed with EtOAc (2-3x), the organic layers are or were combined and washed with water, brine, and concentrated. The crude  
5 mixture is then purified, as indicated, or used directly in subsequent transformations.

**Deprotection Method D:**

A solution of the starting material in an appropriate  
10 solvent (methylene chloride and/or chloroform) is treated with 4 N HCl in dioxane (2-100 equiv). After completion of the reaction as indicated by thin-layer chromatography, the mixture is concentrated to provide a hydrochloride salt. To obtain the free base, the material either is partitioned  
15 between water and a suitable solvent (EtOAc, methylene chloride, and/or chloroform) and washed with 1 N NaOH, water, brine, and concentrated, or is loaded onto an ion-exchange resin (SCX, Varian) and eluted with methanol followed by 2 N ammonia in methanol. Concentration of the  
20 later fractions affords or afforded the free base product. The crude mixture is then purified, as indicated, or used directly in subsequent transformations.

**Alkylation Method A:**

25 A solution of the starting material (1 equiv) in 5-10% HOAc in methanol (anhydrous) is treated with the indicated aldehyde or ketone (2-10 equiv) followed by sodium cyanoborohydride (2-10 equiv). After completion, the mixture is concentrated and the residue either is  
30 partitioned between a suitable solvent (EtOAc, methylene chloride, and/or chloroform) and washed with 1 N NaOH, water, brine, and concentrated, or is directly loaded onto an ion-exchange resin (SCX, Varian) and eluted with methanol followed by 2 N ammonia in methanol. Concentration of the

-19-

later fractions affords or afforded the free base product. The crude mixture is then purified, as indicated, or used directly in subsequent transformations.

5 **Alkylation Method B:**

A solution of the starting material (1 equiv) in methylene chloride is treated with the indicated aldehyde or ketone (2-10 equiv) followed by sodium triacetoxyborohydride (2-10 equiv). After completion, the mixture is concentrated  
10 and the residue is partitioned between a suitable solvent (EtOAc, methylene chloride, and/or chloroform) and washed with 1 N NaOH, water, brine, and concentrated. The material is dissolved in 5% HOAc in methanol and loaded onto an ion-exchange resin (SCX, Varian) and eluted with methanol  
15 followed by 2 N ammonia in methanol. Concentration of the later fractions affords or afforded the free base product. The crude mixture is then purified, as indicated, or used directly in subsequent transformations.

20 **Amino Alcohol Alkylation Method A:**

To a 0.1 M solution of the starting amino alcohol in 5:1 to 10:1 THF:acetonitrile is added 1.2 equivalents of sodium hydride (60% dispersion in oil). The reaction flask is heated at 80 °C for 1-2 h and is then allowed to cool to  
25 room temperature. One equivalent of 4-(methane-sulfonyloxymethyl)piperidine-1-carboxylic acid *tert*-butyl ester is then added and the reaction is then heated at reflux temperature overnight. The reaction mixture is allowed to cool to room temperature and a saturated solution  
30 of NaHCO<sub>3</sub> is added. The layer is extracted 2-3 times with a suitable solvent (3:1 chloroform:isopropanol or EtOAc), the organic layers are or were combined, dried over Na<sub>2</sub>SO<sub>4</sub>, filtered, and concentrated to afford a crude residue. The crude residue is then purified as indicated.

-20-

**HCl Salt Formation Method A:**

A compound containing a basic amine is suspended in water and is treated with one equivalent of aqueous HCl.

5 The suspension is agitated or subjected to sonication until all material is dissolved in the aqueous medium. The aqueous material is lyophilized to afford the compound as the hydrochloride salt.

**10 HCl Salt Formation Method B:**

A compound containing a basic amine is dissolved in a 4 N HCl/dioxane solution at 0 °C. The solution is concentrated under reduced pressure to afford the compound as the hydrochloride salt.

15

**Preparation 1**

**4-[(R)-2-Amino-2-phenylethoxymethyl]piperidine-1-carboxylic acid tert-butyl ester.**

Using amino alcohol alkylation method A, (R)-phenyl-glycinol (4.0 g, 29 mmol) afforded, after purification (SiO<sub>2</sub>: 1:1 EtOAc:Hexane to 9:1 EtOAc:Hexane), 5.0 g (52%) of the title compound.

<sup>1</sup>H NMR

ES-MS m/e 335 (m+1)

25

**Preparation 2**

**4-[2-Amino-2-(2-chlorophenyl)ethoxymethyl]piperidine-1-carboxylic acid tert-butyl ester.**

Using amino alcohol alkylation method A, (2-chloro-phenyl)glycinol (6.6 g, 39 mmol) afforded, after purification (SiO<sub>2</sub>: 100% EtOAc), 7.5 g (53%) of the title compound.

<sup>1</sup>H NMR

ES-MS m/e 369 (m+1)

-21-

**Preparation 3****4-[2-Amino-2-(2-fluorophenyl)ethoxymethyl]piperidine-1-carboxylic acid tert-butyl ester.**

5 Using amino alcohol alkylation method A, (2-fluoro-phenyl)glycinol (1.7 g, 11 mmol) afforded, after purification (SiO<sub>2</sub>: 2.5% isopropyl amine in 1:1 EtOAc:hexane), 1.7 g (43%) of the title compound.

<sup>1</sup>H NMR

10 ES-MS m/e 353 (m+1)

**Preparation 4****4-[2-Amino-2-(4-fluorophenyl)ethoxymethyl]piperidine-1-carboxylic acid tert-butyl ester.**

15 Using amino alcohol alkylation method A, (4-fluoro-phenyl)glycinol (2.5 g, 16 mmol) afforded, after purification (SiO<sub>2</sub>: 2.5% isopropyl amine in 1:1 EtOAc:hexane), 2.8 g (50%) of the title compound.

<sup>1</sup>H NMR

20 ES-MS m/e 353 (m+1)

**Preparation 5****4-[2-Amino-2-(2-pyridinyl)ethoxymethyl]piperidine-1-carboxylic acid tert-butyl ester.**

25 Using amino alcohol alkylation method A, but adding 1.1 equivalents of 4-(methanesulfonyloxymethyl)piperidine-1-carboxylic acid tert-butyl ester instead of 1 equivalent, (2-pyridinyl)glycinol (1.7 g, 12 mmol) afforded, after purification (SiO<sub>2</sub>: 0 to 5% 1 N ammonia/methanol solution in  
30 DCM), 750 mg (18%) of the title compound.

<sup>1</sup>H NMR

ES-MS m/e 336 (m+1)

-22-

**Preparation 6****4-[2-Amino-2-(4-pyridinyl)ethoxymethyl]piperidine-1-carboxylic acid tert-butyl ester.**

Using amino alcohol alkylation method A, but adding 1.1  
5 equivalents of 4-methanesulfonyloxymethyl-piperidine-1-  
carboxylic acid tert-butyl ester instead of 1 equivalent,  
(4-pyridinyl)glycinol (440 mg, 0.44 mmol) afforded, after  
purification (SiO<sub>2</sub>: 0 to 5% 2 N ammonia/methanol solution in  
DCM), 236 mg (22%) of the title compound.

10 <sup>1</sup>H NMR

ES-MS m/e 336 (m+1)

**Preparation 7****4-[(2R)-2-Amino-2-(isopropyl)ethoxymethyl]piperidine-1-  
15 carboxylic acid tert-butyl ester.**

Using amino alcohol alkylation method A, (R)-valinol  
(0.84 g, 8.1 mmol) afforded, after purification (SiO<sub>2</sub>: 7:3:1  
hexane:EtOAc:isopropyl amine), 1.4 g (55%) of the title  
compound.

20 <sup>1</sup>H NMR

ES-MS m/e 301 (m+1)

**Preparation 8****4-[2-Amino-2-cyclopentylethoxymethyl]piperidine-1-carboxylic  
25 acid tert-butyl ester.**

Using amino alcohol alkylation method A, but adding 1.1  
equivalents of 4-methanesulfonyloxymethyl-piperidine-1-  
carboxylic acid tert-butyl ester instead of 1 equivalent,  
cyclopentylglycinol (1.1 g, 8.1 mmol) afforded, after  
30 purification (SiO<sub>2</sub>: 7:3:1 hexane:EtOAc:isopropyl amine),  
460 mg (16%) of the title compound.

<sup>1</sup>H NMR

ES-MS m/e 327 (m+1)

-23-

**Preparation 9****4-[(R)-2-Amino-2-(butyl)ethoxymethyl]piperidine-1-carboxylic acid *tert*-butyl ester.**

5 Using amino alcohol alkylation method A, but adding 1.1 equivalents of 4-methanesulfonyloxymethyl-piperidine-1-carboxylic acid *tert*-butyl ester instead of 1 equivalent, (R)-norleucinol (400 mg, 3.4 mmol) afforded, after purification (SiO<sub>2</sub>: 7:3:1 hexane:EtOAc:isopropyl amine),  
10 195 mg (18%) of the title compound.

<sup>1</sup>H NMR

ES-MS m/e 313 (m-1)

**Preparation 10**

15 **4-{(R)-2-[(3-Chloro-1*H*-indole-6-carbonyl)amino]-2-phenylethoxymethyl}piperidine-1-carboxylic acid *tert*-butyl ester.**

Using coupling method A, 4-[(R)-2-amino-2-phenylethoxymethyl]piperidine-1-carboxylic acid *tert*-butyl ester (3 g, 9.0 mmol) and 3-chloroindole-6-carboxylic acid (1.7 g, 9.0  
20 mmol) afforded the title compound as a crude residue, which was used without further purification.

<sup>1</sup>H NMR

ES-MS m/e 510 (m-1)

25 **Preparation 11**

**4-{(R)-2-[(3-Methyl-1*H*-indole-6-carbonyl)amino]-2-phenylethoxymethyl}piperidine-1-carboxylic acid *tert*-butyl ester.**

Using coupling method A, 4-[(R)-2-amino-2-phenylethoxymethyl]piperidine-1-carboxylic acid *tert*-butyl ester (1 g, 3.0 mmol) and 3-methylindole-6-carboxylic acid (0.54 g, 3.0  
30 mmol) afforded the title compound as a crude residue, which was used without further purification.

-24-

<sup>1</sup>H NMR

ES-MS m/e 492 (m+1)

**Preparation 12**

5 **4-{2-[(3-Chloro-1*H*-indole-6-carbonyl)amino]-2-(2-chloro-phenyl)ethoxymethyl}piperidine-1-carboxylic acid *tert*-butyl ester.**

Using coupling method A, 4-[2-amino-2-(2-chlorophenyl)-ethoxymethyl]piperidine-1-carboxylic acid *tert*-butyl ester  
10 (7.5 g, 20 mmol) and 3-chloroindole-6-carboxylic acid (3.9 g, 20 mmol) afforded, after purification (SiO<sub>2</sub>: 33% to 50% EtOAc in hexane), 8 g (73%) of the title compound.

<sup>1</sup>H NMR

ES-MS m/e 546 (m+1)

15

**Preparation 13**

**4-{2-(1*H*-Indole-6-carbonyl)amino-2-(2-chlorophenyl)ethoxymethyl}piperidine-1-carboxylic acid *tert*-butyl ester.**

Using coupling method A, 4-[2-amino-2-(2-chlorophenyl)-ethoxymethyl]piperidine-1-carboxylic acid *tert*-butyl ester  
20 (500 mg, 1.4 mmol) and indole-6-carboxylic acid (219 mg, 1.4 mmol) afforded, after purification (SiO<sub>2</sub>: 33% to 50% EtOAc in hexane), 579 mg (83%) of the title compound.

<sup>1</sup>H NMR

25 ES-MS m/e 512 (m+1)

**Preparation 14**

30 **4-{2-(5-Chloro-1*H*-indole-2-carbonyl)amino-2-(2-chloro-phenyl)ethoxymethyl}piperidine-1-carboxylic acid *tert*-butyl ester.**

Using coupling method A, 4-[2-amino-2-(2-chlorophenyl)-ethoxymethyl]piperidine-1-carboxylic acid *tert*-butyl ester (300 mg, 0.8 mmol) and 5-chloroindole-2-carboxylic acid

-25-

(158 mg, 1.4 mmol) afforded, after purification (SiO<sub>2</sub>: 33% EtOAc in hexane), 407 mg (92%) of the title compound.

<sup>1</sup>H NMR

ES-MS m/e 546 (m+1)

5

#### Preparation 15

**4-{2-[(6-Chlorobenzo[b]thiophene-2-carbonyl)amino]-2-(2-chlorophenyl)ethoxymethyl}piperidine-1-carboxylic acid tert-butyl ester.**

10 Using coupling method A, 4-[2-amino-2-(2-chlorophenyl)-ethoxymethyl]piperidine-1-carboxylic acid tert-butyl ester (300 mg, 0.8 mmol) and 6-chlorobenzo[b]thiophene-2-carboxylic acid (172 mg, 0.8 mmol) afforded, after purification (SiO<sub>2</sub>: 50% EtOAc in hexane), 353 mg (77%) of

15 the title compound.

<sup>1</sup>H NMR

ES-MS m/e 563 (m+1)

#### Preparation 16

20 **4-{2-[(3-Chloro-1H-indole-6-carbonyl)amino]-2-(2-fluorophenyl)ethoxymethyl}piperidine-1-carboxylic acid tert-butyl ester.**

Using coupling method A, 4-[2-amino-2-(2-fluorophenyl)-ethoxymethyl]piperidine-1-carboxylic acid tert-butyl ester

25 (600 mg, 1.7 mmol) and 3-chloroindole-6-carboxylic acid (367 mg, 1.9 mmol) afforded, after purification (SiO<sub>2</sub>: 10 DCM : 2 EtOAc : 2 Hexane : 0 to 0.125 isopropyl amine), 800 mg (90%) of the title compound.

<sup>1</sup>H NMR

30 ES-MS m/e 531 (m+1)

-26-

**Preparation 17**

**4-{2-[(1*H*-Indole-6-carbonyl) amino]-2-(2-fluorophenyl)ethoxymethyl}piperidine-1-carboxylic acid *tert*-butyl ester.**

Using coupling method A, 4-[2-amino-2-(2-fluorophenyl)-ethoxymethyl]piperidine-1-carboxylic acid *tert*-butyl ester  
5 (480 mg, 1.4 mmol) and indole-6-carboxylic acid (242 mg, 1.5 mmol) afforded, after purification (SiO<sub>2</sub>: 0 to 40% 2 N ammonia/methanol solution in DCM), 355 mg (53%) of the title compound.

10 <sup>1</sup>H NMR

ES-MS m/e 496 (m+1)

**Preparation 18**

**4-{2-[(3-Chloro-1*H*-indole-6-carbonyl) amino]-2-(4-fluorophenyl)ethoxymethyl}piperidine-1-carboxylic acid *tert*-butyl ester.**

Using coupling method A, 4-[2-amino-2-(4-fluorophenyl)-ethoxymethyl]piperidine-1-carboxylic acid *tert*-butyl ester  
20 (1.1 g, 3.0 mmol) and 3-chloroindole-6-carboxylic acid (653 mg, 3.3 mmol) afforded 1.6 g (100%) of the title compound as a crude residue, which was used without further purification.

<sup>1</sup>H NMR

ES-MS m/e 531 (m+1)

25

**Preparation 19**

**4-{2-[(1*H*-Indole-6-carbonyl) amino]-2-(4-fluorophenyl)ethoxymethyl}piperidine-1-carboxylic acid *tert*-butyl ester.**

Using coupling method A, 4-[2-amino-2-(4-fluorophenyl)-ethoxymethyl]piperidine-1-carboxylic acid *tert*-butyl ester  
30 (1.0 g, 2.9 mmol) and 3-indole-6-carboxylic acid (513 mg, 3.2 mmol) afforded 1.4 g (100%) of the title compound as a crude residue, which was used without further purification.

-27-

<sup>1</sup>H NMR

ES-MS m/e 531 (m+1)

**Preparation 20**

5 **4-{2-[(3-Chloro-1H-indole-6-carbonyl)amino]-2-(2-pyridinyl)-ethoxymethyl}piperidine-1-carboxylic acid tert-butyl ester.**

Using coupling method A, 4-[2-amino-2-(2-pyridinyl)-ethoxymethyl]piperidine-1-carboxylic acid tert-butyl ester (730 mg, 2.2 mmol) and 3-chloroindole-6-carboxylic acid  
10 (468 mg, 2.4 mmol) afforded, after purification (SiO<sub>2</sub>: 10 DCM : 2 EtOAc : 2 Hexane : 0 to 1.5 isopropyl amine), 835 mg (64%) of the title compound.

<sup>1</sup>H NMR

ES-MS m/e 514 (m+1)

15

**Preparation 21**

**4-{2-[(3-Chloro-1H-indole-6-carbonyl)amino]-2-(4-pyridinyl)-ethoxymethyl}piperidine-1-carboxylic acid tert-butyl ester.**

Using coupling method A, 4-[2-amino-2-(4-pyridinyl)-ethoxymethyl]piperidine-1-carboxylic acid tert-butyl ester  
20 (233 mg, 0.69 mmol) and 3-chloroindole-6-carboxylic acid (149 mg, 0.76 mmol) afforded, after purification (SiO<sub>2</sub>: 10 DCM : 2 EtOAc : 2 Hexane : 3 isopropyl amine), 118 mg (33%) of the title compound.

25 <sup>1</sup>H NMR

ES-MS m/e 514 (m+1)

**Preparation 22**

30 **4-{2-[(3-Chloro-1H-indole-6-carbonyl)amino]-2-cyclopentyl-ethoxymethyl}piperidine-1-carboxylic acid tert-butyl ester.**

Using coupling method A, 4-(2-amino-2-cyclopentyl-ethoxymethyl)piperidine-1-carboxylic acid tert-butyl ester (460 mg, 1.4 mmol) and 3-chloroindole-6-carboxylic acid

-28-

(275 mg, 1.4 mmol) afforded, after purification (SiO<sub>2</sub>: 40% EtOAc in hexane), 211 mg (30%) of the title compound.

<sup>1</sup>H NMR

ES-MS m/e 504 (m+1)

5

### Preparation 23

**4-[(R)-2-[(3-Chloro-1H-indole-6-carbonyl)amino]-2-(butyl)-ethoxymethyl]piperidine-1-carboxylic acid tert-butyl ester.**

Using coupling method A, 4-[(R)-2-amino-2-(butyl)-ethoxymethyl]piperidine-1-carboxylic acid tert-butyl ester (195 mg, 0.62 mmol) and 3-chloroindole-6-carboxylic acid (133 mg, 0.68 mmol) afforded, after purification (SiO<sub>2</sub>: 40% EtOAc in hexane), 90 mg (29%) of the title compound.

<sup>1</sup>H NMR

15 ES-MS m/e 504 (m+1)

### Preparation 24

**4-[(R)-2-Benzyloxycarbonylamino-2-phenylethoxymethyl]-piperidine-1-carboxylic acid tert-butyl ester.**

20 Using coupling method B, 4-[(R)-2-amino-2-phenylethoxymethyl]piperidine-1-carboxylic acid tert-butyl ester (2 g, 6.0 mmol) and dibenzyl dicarbonate (2.1 g, 7.2 mmol) afforded 3.4 g (100%) of the title compound as a crude residue, which was used without further purification.

25 <sup>1</sup>H NMR

ES-MS m/e 469 (m+1)

### Preparation 25

**4-[(2R)-2-Benzyloxycarbonylamino-2-(isopropyl)ethoxymethyl]-piperidine-1-carboxylic acid tert-butyl ester.**

30 Using coupling method B, 4-[(2R)-2-amino-2-(isopropyl)-ethoxymethyl]piperidine-1-carboxylic acid tert-butyl ester (1.3 g, 4.5 mmol) and dibenzyl dicarbonate (1.5 g, 5.3 mmol)

-29-

afforded 1.9 g (100%) of the title compound as a crude residue, which was used without further purification.

<sup>1</sup>H NMR

ES-MS m/e 435 (m+1)

5

### Example 1

**3-Chloro-N-[(R)-1-phenyl-2-(piperidin-4-ylmethoxy)ethyl]-1H-indole-6-carboxamide hydrochloride.**

Using deprotection method D, 4-[(R)-2-[(3-chloro-1H-indole-6-carbonyl)amino]-2-phenylethoxymethyl]piperidine-1-carboxylic acid *tert*-butyl ester (1.7 g crude, 3.2 mmol) afforded 1.4 g (97%) of the title compound as a crude residue, which was used without further purification.

<sup>1</sup>H NMR

15 ES-MS m/e 412 (m+1)

### Preparation of the Free Base

**3-Chloro-N-[(R)-1-phenyl-2-(piperidin-4-ylmethoxy)ethyl]-1H-indole-6-carboxamide.**

20 Using deprotection method B, but without addition of anisole, 4-[(R)-2-[(3-chloro-1H-indole-6-carbonyl)amino]-2-phenylethoxymethyl]piperidine-1-carboxylic acid *tert*-butyl ester (4.6 g crude, 8.97 mmol) afforded 5 g (100%) of the title compound as a crude residue, which was used without

25 further purification.

<sup>1</sup>H NMR

ES-MS m/e 412 (m+1)

### Preparation 26

30 **3-Methyl-N-[(R)-1-phenyl-2-(piperidin-4-ylmethoxy)ethyl]-1H-indole-6-carboxamide.**

Using deprotection method B, but without addition of anisole, 4-[(R)-2-[(3-methyl-1H-indole-6-carbonyl)amino]-2-

-30-

phenylethoxymethyl}piperidine-1-carboxylic acid *tert*-butyl ester (1.5 g crude, 3.0 mmol) afforded the title compound as a crude residue, which was used without further purification.

5 <sup>1</sup>H NMR  
ES-MS m/e 392 (m+1)

#### Preparation 27

10 **3-Chloro-N-[1-(2-chlorophenyl)-2-(piperidin-4-ylmethoxy)-ethyl]-1H-indole-6-carboxamide.**

Using deprotection method D, 4-{2-[(3-chloro-1H-indole-6-carbonyl)amino]-2-(2-chlorophenyl)ethoxymethyl}piperidine-1-carboxylic acid *tert*-butyl ester (8 g, 14 mmol) afforded 6.1 g (94%) of the title compound as a crude residue, which was used without further purification.

15 <sup>1</sup>H NMR  
ES-MS m/e 446 (m+1)

#### Preparation 28

20 **N-[1-(2-Chlorophenyl)-2-(piperidin-4-ylmethoxy)ethyl]-1H-indole-6-carboxamide.**

Using deprotection method D, 4-{2-(1H-indole-6-carbonyl)amino-2-(2-chlorophenyl)ethoxymethyl}piperidine-1-carboxylic acid *tert*-butyl ester (270 mg, 0.53 mmol) afforded 200 mg (92%) of the title compound as a crude residue, which was used without further purification.

25 <sup>1</sup>H NMR  
ES-MS m/e 412 (m+1)

-31-

**Preparation 29****5-Chloro-N-[1-(2-chlorophenyl)-2-(piperidin-4-ylmethoxy)-ethyl]-1H-indole-2-carboxamide.**

Using deprotection method D, 4-{2-(5-chloro-1H-indole-2-carbonyl)amino-2-(2-chlorophenyl)ethoxymethyl}piperidine-1-carboxylic acid *tert*-butyl ester (400 mg, 0.73 mmol) afforded, after SCX purification, 326 mg (95%) of the title compound.

<sup>1</sup>H NMR

10 ES-MS m/e 446 (m+1)

**Preparation 30****6-Chloro-N-[1-(2-chlorophenyl)-2-(piperidin-4-ylmethoxy)-ethyl]benzo[b]thiophene-2-carboxamide.**

15 Using deprotection method D, 4-{2-[(6-chlorobenzo[b]thiophene-2-carbonyl)amino]-2-(2-chlorophenyl)ethoxymethyl}-piperidine-1-carboxylic acid *tert*-butyl ester (345 mg, 0.61 mmol) afforded, after SCX purification, 260 mg (92%) of the title compound.

20 <sup>1</sup>H NMR

ES-MS m/e 463 (m+1)

**Preparation 31****3-Chloro-N-[1-(2-fluorophenyl)-2-(piperidin-4-ylmethoxy)-ethyl]-1H-indole-6-carboxamide.**

25 Using deprotection method D, 4-{2-[(3-chloro-1H-indole-6-carbonyl)amino]-2-(2-fluorophenyl)ethoxymethyl}piperidine-1-carboxylic acid *tert*-butyl ester (750 mg, 1.4 mmol) afforded, after SCX purification, 553 mg (91%) of the title compound.

30 <sup>1</sup>H NMR

ES-MS m/e 430 (m+1)

-32-

**Preparation 32****N-[1-(2-Fluorophenyl)-2-(piperidin-4-ylmethoxy)ethyl]-1H-indole-6-carboxamide.**

Using deprotection method D, 4-{2-[(1H-indole-6-carbonyl)amino]-2-(2-fluorophenyl)ethoxymethyl}piperidine-1-carboxylic acid *tert*-butyl ester (350 mg, 0.71 mmol) afforded, after SCX purification, 135 mg (48%) of the title compound.

<sup>1</sup>H NMR

10 ES-MS m/e 396 (m+1)

**Preparation 33****3-Chloro-N-[1-(4-fluorophenyl)-2-(piperidin-4-ylmethoxy)ethyl]-1H-indole-6-carboxamide.**

15 Using deprotection method B, but without addition of anisole, 4-{2-[(3-chloro-1H-indole-6-carbonyl)amino]-2-(4-fluorophenyl)ethoxymethyl}piperidine-1-carboxylic acid *tert*-butyl ester (2.3 g, 4.3 mmol) afforded, after purification (SiO<sub>2</sub>: 25% isopropyl amine in ethyl acetate), 1.0 g (54%) of the title compound.

<sup>1</sup>H NMR

20 ES-MS m/e 430 (m+1)

**Preparation 34**

25 **N-[1-(4-Fluorophenyl)-2-(piperidin-4-ylmethoxy)ethyl]-1H-indole-6-carboxamide.**

Using deprotection method B, but without addition of anisole, 4-{2-[(1H-indole-6-carbonyl)amino]-2-(4-fluorophenyl)ethoxymethyl}piperidine-1-carboxylic acid *tert*-butyl ester (1.6 g, 3.2 mmol) afforded 1.3 g (100%) of the title compound as a crude residue which was used without further purification.

-33-

<sup>1</sup>H NMR

ES-MS m/e 430 (m+1)

**Preparation 35**5 **3-Chloro-N-[1-(2-pyridinyl)-2-(piperidin-4-ylmethoxy)ethyl]-1H-indole-6-carboxamide.**

Using deprotection method D, 4-{2-[(3-chloro-1*H*-indole-6-carbonyl)amino]-2-(2-pyridinyl)ethoxymethyl}piperidine-1-carboxylic acid *tert*-butyl ester (200 mg, 0.39 mmol)  
10 afforded 160 g (100%) of the title compound as a crude residue, which was used without further purification.

<sup>1</sup>H NMR

ES-MS m/e 413 (m+1)

15 **Preparation 36****3-Chloro-N-[1-(4-pyridinyl)-2-(piperidin-4-ylmethoxy)ethyl]-1H-indole-6-carboxamide.**

Using deprotection method B, but without addition of anisole, 4-{2-[(3-chloro-1*H*-indole-6-carbonyl)amino]-2-(4-pyridinyl)ethoxymethyl}piperidine-1-carboxylic acid *tert*-  
20 butyl ester (83 mg, 0.16 mmol) afforded 67 mg (100%) of the title compound as a crude residue, which was used without further purification.

<sup>1</sup>H NMR

25 ES-MS m/e 413 (m+1)

**Preparation 37****3-Chloro-N-[1-cyclopentyl-2-(piperidin-4-ylmethoxy)ethyl]-1H-indole-6-carboxamide.**

30 Using deprotection method D, 4-{2-[(3-chloro-1*H*-indole-6-carbonyl)amino]-2-cyclopentylethoxymethyl}piperidine-1-carboxylic acid *tert*-butyl ester (211 mg, 0.42 mmol)

-34-

afforded, after SCX purification, 140 mg (83%) of the title compound.

<sup>1</sup>H NMR

ES-MS m/e 402 (m-1)

5

### Preparation 38

#### **3-Chloro-N-[1-butyl-2-(piperidin-4-ylmethoxy)ethyl]-1H-indole-6-carboxamide.**

Using deprotection method D, 4-[(R)-2-[(3-chloro-1H-  
10 indole-6-carbonyl)amino]-2-butylethoxymethyl]piperidine-1-  
carboxylic acid *tert*-butyl ester (90 mg, 0.18 mmol)  
afforded, after SCX purification, the title compound as a  
crude residue, which was used without further purification.  
ES-MS m/e 397 (m+1)

15

### Preparation 39

#### **Benzyl N-[(R)-1-Phenyl-2-(piperidin-4-ylmethoxy)ethyl]- carbamate hydrochloride.**

Using deprotection method D, 4-[(R)-2-benzyloxy-  
20 carbonylamino-2-phenylethoxymethyl]piperidine-1-carboxylic  
acid *tert*-butyl ester (3.7 g, 7.9 mmol) afforded 3.7 g  
(100%) of the title compound as a crude residue, which was  
used without further purification.

<sup>1</sup>H NMR

25 ES-MS m/e 369 (m+1)

### Preparation 40

#### **Benzyl N-[(R)-1-(Isopropyl)-2-(piperidin-4-ylmethoxy)ethyl]- carbamate.**

30 Using deprotection method D, crude 4-[(2R)-2-benzyloxy-  
carbonylamino-2-(isopropyl)ethoxymethyl]piperidine-1-  
carboxylic acid *tert*-butyl ester (4.5 mmol) afforded, after

-35-

SCX purification and then further purification (SiO<sub>2</sub>: 60 to 100% EtOAc in DCM), 1.1 g (72%) of the title compound.

<sup>1</sup>H NMR

ES-MS m/e 335 (m+1)

5

### Example 2

**3-Chloro-N-[(R)-1-phenyl-2-(1-isopropylpiperidin-4-yl-methoxy)ethyl]-1H-indole-6-carboxamide.**

Using alkylation method A, 3-chloro-N-[(R)-1-phenyl-2-(piperidin-4-ylmethoxy)ethyl]-1H-indole-6-carboxamide (8.97 mmol) and acetone (6.6 mL, 90 mmol) afforded, after purification (SiO<sub>2</sub>: 8:2:1 hexane : EtOAc : isopropylamine), 2.2 g (54%) of the title compound.

<sup>1</sup>H NMR

15 ES-MS m/e 454 (m+1)

### Example 2a

**3-Chloro-N-[(R)-1-phenyl-2-(1-isopropylpiperidin-4-yl-methoxy)ethyl]-1H-indole-6-carboxamide hydrochloride.**

20 Using alkylation method A, 3-chloro-N-[(R)-1-phenyl-2-(piperidin-4-ylmethoxy)ethyl]-1H-indole-6-carboxamide (200 mg, 0.45 mmol) and acetone (0.33 mL, 4.5 mmol) afforded, after purification (SiO<sub>2</sub>: 8:2:1 hexane : EtOAc : isopropylamine) and conversion to the HCl salt by general method B, 120 mg (55%) of the title compound.

<sup>1</sup>H NMR

25 ES-MS m/e 454 (m+1)

### Example 3

30 **3-Chloro-N-[(R)-1-phenyl-2-(1-cyclopentylpiperidin-4-yl-methoxy)ethyl]-1H-indole-6-carboxamide.**

Using alkylation method A, 3-chloro-N-[(R)-1-phenyl-2-(piperidin-4-ylmethoxy)ethyl]-1H-indole-6-carboxamide hydrochloride (150 mg, 0.33 mmol) and cyclopentanone

-36-

(0.5 mL, 5.7 mmol) afforded, after purification (SiO<sub>2</sub>: 8:2:1 hexane : EtOAc : isopropylamine), 78 mg (49%) of the title compound.

<sup>1</sup>H NMR

5 ES-MS m/e 481 (m+1)

#### Example 4

##### **3-Chloro-N-[(R)-1-phenyl-2-(1-methylpiperidin-4-yl-methoxy)ethyl]-1H-indole-6-carboxamide.**

10 Using alkylation method B, 3-chloro-N-[(R)-1-phenyl-2-(piperidin-4-ylmethoxy)ethyl]-1H-indole-6-carboxamide hydrochloride (200 mg, 0.44 mmol) and paraformaldehyde (134 mg, 4.4 mmol) afforded, after purification (SiO<sub>2</sub>: 2.5% isopropylamine in 10:2:2: DCM : EtOAc : hexane), 80 mg (42%)  
15 of the title compound.

<sup>1</sup>H NMR

ES-MS m/e 426 (m+1)

#### Example 5

20 **3-Chloro-N-[(R)-1-phenyl-2-(1-cyclopropylpiperidin-4-yl-methoxy)ethyl]-1H-indole-6-carboxamide hydrochloride.**

Using alkylation method A with addition of 3A molecular sieves, 3-chloro-N-[(R)-1-phenyl-2-(piperidin-4-ylmethoxy)-ethyl]-1H-indole-6-carboxamide hydrochloride (200 mg, 0.44  
25 mmol) and [(1-ethoxycyclopropyl)oxy]trimethylsilane (0.53 mL, 2.7 mmol) afforded, after purification (SiO<sub>2</sub>: 0 to 5% isopropylamine in 10:2:2: DCM : EtOAc : hexane) and after conversion to the HCl salt by general method B, 80 mg (40%)  
of the title compound.

30 <sup>1</sup>H NMR

ES-MS m/e 452 (m+1)

-37-

**Example 6****3-Chloro-N-[(R)-1-phenyl-2-[1-(4-pyridinyl)piperidin-4-yl-methoxy]ethyl]-1H-indole-6-carboxamide.**

To a suspension of 3-chloro-N-[(R)-1-phenyl-2-(piperidin-4-ylmethoxy)ethyl]-1H-indole-6-carboxamide (1.0 g, 2.2 mmol) in 20 mL of EtOH was added triethylamine (1.56 mL, 11 mmol) and 4-chloropyridine hydrochloride (336 mg, 2.2 mmol). Heating the mixture at 120 °C in a sealed tube afforded, after purification (SiO<sub>2</sub>: 8:2:1 hexane : EtOAc : isopropylamine), 185 mg (16%) of the title compound.

<sup>1</sup>H NMR

ES-MS m/e 523 (m+1)

**Example 7**

15 **3-Methyl-N-[(R)-1-phenyl-2-(1-isopropylpiperidin-4-yl-methoxy)ethyl]-1H-indole-6-carboxamide.**

Using alkylation method A, 3-methyl-N-[(R)-1-phenyl-2-(piperidin-4-ylmethoxy)ethyl]-1H-indole-6-carboxamide (400 mg, 1.0 mmol) and acetone (0.75 mL, 10 mmol) afforded, after purification (SiO<sub>2</sub>: 8:2:1 hexane : EtOAc : isopropylamine), 197 mg (44%) of the title compound.

<sup>1</sup>H NMR

ES-MS m/e 434 (m+1)

25 **Example 8**

**3-Chloro-N-[1-(2-chlorophenyl)-2-(1-isopropylpiperidin-4-yl-methoxy)ethyl]-1H-indole-6-carboxamide hydrochloride.**

Using deprotection method B, 3-chloro-N-[1-(2-chlorophenyl)-2-(1-isopropylpiperidin-4-ylmethoxy)ethyl]-1H-indole-6-carboxamide (128 mg, 0.26 mmol) afforded 122 mg (88%) of the title compound.

<sup>1</sup>H NMR

ES-MS m/e 488 (m+1)

**Example 8a****3-Chloro-N-[1-(2-chlorophenyl)-2-(1-isopropylpiperidin-4-yl-methoxy)ethyl]-1H-indole-6-carboxamide.**

5 Using alkylation method A, 3-chloro-N-[1-(2-chloro-phenyl)-2-(piperidin-4-ylmethoxy)ethyl]-1H-indole-6-carboxamide (200 mg, 0.41 mmol) and acetone (2.5 mL, 54 mmol) afforded, after purification (SiO<sub>2</sub>: 10:10:1 hexane : EtOAc : isopropylamine), 132 mg (66%) of the title compound.

10 <sup>1</sup>H NMR  
ES-MS m/e 488 (m+1)

**Example 9**

**3-Chloro-N-[1-(2-chlorophenyl)-2-(1-methylpiperidin-4-yl-methoxy)ethyl]-1H-indole-6-carboxamide.**

15

Using alkylation method B, 3-chloro-N-[1-(2-chloro-phenyl)-2-(piperidin-4-ylmethoxy)ethyl]-1H-indole-6-carboxamide (300 mg, 0.67 mmol) and paraformaldehyde (201 mg, 6.7 mmol) afforded, after purification (SiO<sub>2</sub>: 10:10:1 hexane : EtOAc : isopropylamine), 175 mg (57%) of the title compound.

20 <sup>1</sup>H NMR  
ES-MS m/e 461 (m+1)

**Example 10**

**3-Chloro-N-[1-(2-chlorophenyl)-2-(1-ethylpiperidin-4-yl-methoxy)ethyl]-1H-indole-6-carboxamide.**

25

Using alkylation method A, 3-chloro-N-[1-(2-chloro-phenyl)-2-(piperidin-4-ylmethoxy)ethyl]-1H-indole-6-carboxamide (600 mg, 1.3 mmol) and acetaldehyde (0.4 mL, 6.7 mmol) afforded, after purification (SiO<sub>2</sub>: 10:10:1 hexane : EtOAc : isopropylamine) and recrystallization (acetonitrile), 275 mg (43%) of the title compound.

30

-39-

<sup>1</sup>H NMR

ES-MS m/e 475 (m+1)

**Example 11**

5 **3-Chloro-N-[1-(2-chlorophenyl)-2-[1-(2-fluoroethyl)-piperidin-4-ylmethoxy]ethyl]-1H-indole-6-carboxamide.**

To a solution of 3-chloro-N-[1-(2-chlorophenyl)-2-(piperidin-4-ylmethoxy)ethyl]-1H-indole-6-carboxamide (600 mg, 1.3 mmol) in 6 mL of DMSO was added potassium carbonate (716 mg, 5.2 mmol) and 2-bromo-1-fluoroethane (0.10 mL, 1.1 mmol). The reaction was allowed to stir at room temperature overnight after which time water was added and the resulting precipitate was isolated by filtration. Purification of the filtrate (SiO<sub>2</sub>: EtOAc) provided 178 mg (28%) of the title compound.

<sup>1</sup>H NMR

ES-MS m/e 493 (m+1)

**Example 12**

20 **3-Chloro-N-[1-(2-chlorophenyl)-2-[1-(2,2,2-trifluoroacetyl)-piperidin-4-ylmethoxy]ethyl]-1H-indole-6-carboxamide.**

To a solution of 3-chloro-N-[1-(2-chlorophenyl)-2-(piperidin-4-ylmethoxy)ethyl]-1H-indole-6-carboxamide (600 mg, 1.3 mmol) in 5 mL of methanol was added triethylamine (0.37 mL, 2.7 mmol) and trifluoroacetic acid ethyl ester (0.20 mL, 2.7 mmol). The reaction was allowed to stir at room temperature overnight after which time water was added and the resulting precipitate was isolated by filtration. Purification of the filtrate (SiO<sub>2</sub>: 10:2:0.5 DCM : hexane : isopropylamine) provided 297 mg (41%) of the title compound.

<sup>1</sup>H NMR

ES-MS m/e 543 (m+1)

-40-

**Example 13****3-Chloro-N-[1-(2-chlorophenyl)-2-[1-(2,2,2-trifluoroethyl)-piperidin-4-ylmethoxy]ethyl]-1H-indole-6-carboxamide.**

To a solution of 3-chloro-N-[1-(2-chlorophenyl)-2-  
5 (piperidin-4-ylmethoxy)ethyl]-1H-indole-6-carboxamide (700  
mg, 1.6 mmol) in 5 mL of DMSO was added potassium carbonate  
(1.0 g, 7.9 mmol) and 2,2,2-trifluoroethyl trifluoromethane-  
sulfonate (364 mg, 1.6 mmol). The reaction was allowed to  
stir at room temperature overnight after which time water  
10 was added and the resulting precipitate was isolated by  
filtration. Purification of the filtrate (SiO<sub>2</sub>: 30% EtOAc  
in hexane) provided 250 mg (30%) of the title compound.

<sup>1</sup>H NMR

ES-MS m/e 529 (m+1)

15

**Example 14****3-Chloro-N-[1-(2-chlorophenyl)-2-[1-(2-hydroxyethyl)-piperidin-4-ylmethoxy]ethyl]-1H-indole-6-carboxamide.**

To a solution of 3-chloro-N-[1-(2-chlorophenyl)-2-  
20 (piperidin-4-ylmethoxy)ethyl]-1H-indole-6-carboxamide (200  
mg, 0.45 mmol) in 5 mL of EtOH was added potassium carbonate  
(247 mg, 1.8 mmol), potassium iodide (224 mg, 1.4 mmol) and  
2-chloroethanol (0.09 mL, 1.4 mmol). The reaction was  
allowed to stir at room temperature overnight after which  
25 time water was added and the resulting precipitate was  
isolated by filtration. Purification of the filtrate (SiO<sub>2</sub>:  
10:0.5 EtOAc : isopropylamine) provided 70 mg (32%) of the  
title compound.

<sup>1</sup>H NMR

30 ES-MS m/e 491 (m+1)

-41-

**Example 15****5-Chloro-N-[1-(2-chlorophenyl)-2-(1-isopropylpiperidin-4-yl-methoxy)ethyl]-1H-indole-2-carboxamide.**

Using alkylation method A, 5-chloro-N-[1-(2-chloro-  
5 phenyl)-2-(piperidin-4-ylmethoxy)ethyl]-1H-indole-2-  
carboxamide (320 mg, 0.72 mmol) and acetone (2.0 mL,  
27 mmol) afforded, after purification (SiO<sub>2</sub>: 0 to 2.5%  
isopropylamine in 1:1 hexane : EtOAc) and recrystallization  
(acetonitrile), 185 mg (53%) of the title compound.

10 <sup>1</sup>H NMR

ES-MS m/e 488 (m+1)

**Example 16****6-Chloro-N-[1-(2-chlorophenyl)-2-(1-isopropylpiperidin-4-yl-  
15 methoxy)ethyl]benzo[b]thiophene-2-carboxamide.**

Using alkylation method A, 6-chloro-N-[1-(2-chloro-  
phenyl)-2-(piperidin-4-ylmethoxy)ethyl]benzo[b]thiophene-2-  
carboxamide (255 mg, 0.55 mmol) and acetone (2.0 mL, 27  
mmol) afforded, after purification (SiO<sub>2</sub>: 4:4:1 hexane :  
20 EtOAc : isopropylamine), 150 mg (54%) of the title compound.

<sup>1</sup>H NMR

ES-MS m/e 505 (m+1)

**Example 17****25 N-[1-(2-Chlorophenyl)-2-(1-isopropylpiperidin-4-ylmethoxy)-  
ethyl]-1H-indole-6-carboxamide.**

Using alkylation method A, N-[1-(2-chlorophenyl)-2-  
(piperidin-4-ylmethoxy)ethyl]-1H-indole-6-carboxamide  
(195 mg, 0.47 mmol) and acetone (2.0 mL, 27 mmol) afforded,  
30 after purification (SiO<sub>2</sub>: 0 to 2.5% isopropylamine in 1:1  
hexane : EtOAc), 120 mg (60%) of the title compound.

<sup>1</sup>H NMR

ES-MS m/e 454 (m+1)

-42-

**Example 18****3-Chloro-N-[1-(2-fluorophenyl)-2-(1-isopropylpiperidin-4-ylmethoxy)ethyl]-1H-indole-6-carboxamide.**

Using alkylation method A, 3-chloro-N-[1-(2-fluoro-  
5 phenyl)-2-(piperidin-4-ylmethoxy)ethyl]-1H-indole-6-  
carboxamide (303 mg, 0.71 mmol) and acetone (2 mL, 27 mmol)  
afforded 260 mg (78%) of the title compound.

<sup>1</sup>H NMR

ES-MS m/e 472 (m+1)

10

**Example 19****3-Chloro-N-[1-(2-fluorophenyl)-2-(1-methylpiperidin-4-ylmethoxy)ethyl]-1H-indole-6-carboxamide.**

Using alkylation method B, 3-chloro-N-[1-(2-fluoro-  
15 phenyl)-2-(piperidin-4-ylmethoxy)ethyl]-1H-indole-6-  
carboxamide (250 mg, 0.58 mmol) and paraformaldehyde  
(174 mg, 5.8 mmol) afforded, after purification (SiO<sub>2</sub>:  
10:2:2:1 DCM : EtOAc : hexane : isopropylamine), 160 mg  
(63%) of the title compound.

20 <sup>1</sup>H NMR

ES-MS m/e 445 (m+1)

**Example 20****N-[1-(2-Fluorophenyl)-2-(1-isopropylpiperidin-4-ylmethoxy)-  
25 ethyl]-1H-indole-6-carboxamide.**

Using alkylation method A, N-[1-(2-fluorophenyl)-2-  
(piperidin-4-ylmethoxy)ethyl]-1H-indole-6-carboxamide  
(135 mg, 0.34 mmol) and acetone (1 mL, 14 mmol) afforded,  
after purification (SiO<sub>2</sub>: 10:2:2:1 DCM : EtOAc : hexane :  
30 isopropylamine), 90 mg (60%) of the title compound.

<sup>1</sup>H NMR

ES-MS m/e 438 (m+1)

-43-

**Example 21****3-Chloro-N-[1-(4-fluorophenyl)-2-(1-isopropylpiperidin-4-yl-methoxy)ethyl]-1H-indole-6-carboxamide.**

Using alkylation method A, 3-chloro-N-[1-(4-fluoro-  
5 phenyl)-2-(piperidin-4-ylmethoxy)ethyl]-1H-indole-6-  
carboxamide (600 mg, 1.4 mmol) and acetone (10 mL, 135 mmol)  
afforded, after trituration (acetonitrile), 500 mg (76%) of  
the title compound.

<sup>1</sup>H NMR

10 ES-MS m/e 472 (m+1)

**Example 22****3-Chloro-N-[1-(4-fluorophenyl)-2-(1-methylpiperidin-4-yl-methoxy)ethyl]-1H-indole-6-carboxamide.**

15 Using alkylation method B, 3-chloro-N-[1-(4-fluoro-  
phenyl)-2-(piperidin-4-ylmethoxy)ethyl]-1H-indole-6-  
carboxamide (373 mg, 0.87 mmol) and paraformaldehyde  
(520 mg, 17 mmol) afforded, after purification (SiO<sub>2</sub>: 8:2:1  
hexane : EtOAc : isopropylamine), 115 mg (30%) of the title  
20 compound.

<sup>1</sup>H NMR

ES-MS m/e 444 (m+1)

**Example 23**

25 **N-[1-(4-Fluorophenyl)-2-(1-isopropylpiperidin-4-ylmethoxy)-  
ethyl]-1H-indole-6-carboxamide.**

Using alkylation method A, N-[1-(4-fluorophenyl)-2-  
(piperidin-4-ylmethoxy)ethyl]-1H-indole-6-carboxamide  
(900 mg, 2.3 mmol) and acetone (25 mL, 340 mmol) afforded,  
30 after purification (SiO<sub>2</sub>: 8:2:1 hexane : EtOAc :  
isopropylamine), 45 mg (5%) of the title compound.

<sup>1</sup>H NMR

ES-MS m/e 438 (m+1)

-44-

**Example 24****3-Chloro-N-[1-(2-pyridinyl)-2-(1-isopropylpiperidin-4-yl-methoxy)ethyl]-1H-indole-6-carboxamide.**

Using alkylation method A, 3-chloro-N-[1-(2-pyridinyl)-  
5 2-(piperidin-4-ylmethoxy)ethyl]-1H-indole-6-carboxamide  
(170 mg, 0.41 mmol) and acetone (1.2 mL, 16.8 mmol) afforded  
130 mg (70%) of the title compound.

<sup>1</sup>H NMR

ES-MS m/e 456 (m+1)

10

**Example 24a****3-Chloro-N-[1-(2-pyridinyl)-2-(1-isopropylpiperidin-4-yl-methoxy)ethyl]-1H-indole-6-carboxamide hydrochloride.**

Using deprotection method A, 3-chloro-N-[1-(2-pyri-  
15 dinyl)-2-(1-isopropylpiperidin-4-ylmethoxy)ethyl]-1H-indole-  
6-carboxamide (105 mg, 0.25 mmol) and acetone (1.2 mL,  
16.8 mmol) afforded 110 mg (96%) of the title compound.

<sup>1</sup>H NMR

ES-MS m/e 456 (m+1)

20

**Example 25****3-Chloro-N-[1-(2-pyridinyl)-2-(1-methylpiperidin-4-yl-methoxy)ethyl]-1H-indole-6-carboxamide.**

Using alkylation method B, 3-chloro-N-[1-(2-pyridinyl)-  
25 2-(piperidin-4-ylmethoxy)ethyl]-1H-indole-6-carboxamide  
(30 mg, 0.07 mmol) and paraformaldehyde (15 mg, 0.12 mmol)  
afforded, after purification (SiO<sub>2</sub>: 10% isopropylamine in  
DCM), 20 mg (65%) of the title compound.

<sup>1</sup>H NMR

ES-MS m/e 427 (m+1)

30

-45-

**Example 26****3-Chloro-N-[1-(4-pyridinyl)-2-(1-isopropylpiperidin-4-yl-methoxy)ethyl]-1H-indole-6-carboxamide.**

Using alkylation method A, 3-chloro-N-[1-(4-pyridinyl)-  
5 2-(piperidin-4-ylmethoxy)ethyl]-1H-indole-6-carboxamide (67  
mg, 0.16 mmol) and acetone (2 mL, 27 mmol) afforded 35 mg  
(47%) of the title compound.

<sup>1</sup>H NMR

ES-MS m/e 455 (m+1)

10

**Example 27****3-Chloro-N-[1-cyclopentyl-2-(1-isopropylpiperidin-4-yl-methoxy)ethyl]-1H-indole-6-carboxamide.**

Using alkylation method A, 3-chloro-N-[1-cyclopentyl-2-  
15 (piperidin-4-ylmethoxy)ethyl]-1H-indole-6-carboxamide (140  
mg, 0.35 mmol) and acetone (0.25 mL, 3.5 mmol) afforded,  
after SCX purification, 67 g (44%) of the title compound.

<sup>1</sup>H NMR

ES-MS m/e 444 (m-1)

20

**Example 28****3-Chloro-N-[1-butyl-2-(1-isopropylpiperidin-4-ylmethoxy)-ethyl]-1H-indole-6-carboxamide.**

Using alkylation method A, 3-chloro-N-[1-butyl-2-  
25 (piperidin-4-ylmethoxy)ethyl]-1H-indole-6-carboxamide (0.18  
mmol) and acetone (1 mL, 14 mmol) afforded, after SCX  
purification, 60 mg (70%) of the title compound.

<sup>1</sup>H NMR

ES-MS m/e 435 (m+1)

30

-46-

**Preparation 41****Benzyl N-[(R)-2-(1-Isopropylpiperidin-4-ylmethoxy)-1-phenylethyl]carbamate.**

Using alkylation method A, benzyl N-[(R)-1-phenyl-2-(piperidin-4-ylmethoxy)ethyl]carbamate hydrochloride (3.7 g, 0.91 mmol) and acetone (2.3 g, 40 mmol) afforded, after purification (SiO<sub>2</sub>: 8:2:1 hexane : EtOAc : isopropylamine), 1.1 g (29%) of the title compound.

<sup>1</sup>H NMR

10 ES-MS m/e 411 (m+1)

**Preparation 42****Benzyl N-[(R)-1-(Isopropyl)-2-(1-isopropylpiperidin-4-ylmethoxy)ethyl]carbamate.**

15 Using alkylation method A, benzyl N-[(R)-1-(isopropyl)-2-(piperidin-4-ylmethoxy)ethyl]carbamate (1.1 g, 3.2 mmol) and acetone (5 mL, 68 mmol) afforded 1.1 g (92%) of the title compound.

<sup>1</sup>H NMR

20 ES-MS m/e 377 (m+1)

**Preparation 43****(R)-2-(1-Isopropylpiperidin-4-ylmethoxy)-1-phenylethylamine.**

25 Using deprotection method C, keeping the reaction at room temperature, benzyl N-[(R)-2-(1-isopropylpiperidin-4-ylmethoxy)-1-phenylethyl]carbamate (1.5 g, 3.7 mmol) afforded 725 mg (72%) of the title compound.

<sup>1</sup>H NMR

ES-MS m/e 277 (m+1)

30

-47-

**Preparation 44****(R)-1-(Isopropyl)-2-(1-isopropylpiperidin-4-ylmethoxy)-ethylamine.**

Using deprotection method A, benzyl N-[(R)-1-(isopropyl)-2-(1-isopropylpiperidin-4-ylmethoxy)ethyl]carbamate  
5 (1.1 g, 3.0 mmol) afforded 541 mg (75%) of the title compound.

<sup>1</sup>H NMR

ES-MS m/e 243 (m+1)

10

**Example 29****N-[(R)-2-(1-Isopropylpiperidine-4-ylmethoxy)-1-phenylethyl]-4-methoxybenzamide hydrochloride.**

Using coupling method B, (R)-2-(1-isopropylpiperidin-4-ylmethoxy)-1-phenylethylamine (150 mg, 0.54 mmol) and  
15 4-methoxybenzoyl chloride (0.12 mL, 1.0 mmol) afforded, after purification (SiO<sub>2</sub>: 4:2:1 DCM : EtOAc : isopropylamine) and conversion to the HCl salt by general method A, 205 mg (91%) of the title compound.

20 <sup>1</sup>H NMR

ES-MS m/e 411 (m+1)

**Example 30****4-Chloro-N-[(R)-2-(1-isopropylpiperidine-4-ylmethoxy)-1-phenylethyl]benzamide hydrochloride.**

Using coupling method B, (R)-2-(1-isopropylpiperidin-4-ylmethoxy)-1-phenylethylamine (150 mg, 0.54 mmol) and  
4-chlorobenzoyl chloride (0.14 mL, 1.1 mmol) afforded, after purification (SiO<sub>2</sub>: 4:2:1 DCM : EtOAc : isopropylamine) and  
30 conversion to the HCl salt by general method A, 205 mg (87%) of the title compound.

<sup>1</sup>H NMR

ES-MS m/e 415 (m+1)

-48-

**Example 31****N-[(R)-2-(1-Isopropylpiperidine-4-ylmethoxy)-1-phenylethyl]-1H-indole-6-carboxamide hydrochloride.**

Using coupling method A, (R)-2-(1-isopropylpiperidin-4-ylmethoxy)-1-phenylethylamine (200 mg, 0.73 mmol) and indole-6-carboxylic acid (117 mg, 0.73 mmol) afforded, after purification (SiO<sub>2</sub>: 4:2:1 DCM : EtOAc : isopropylamine) and conversion to the HCl salt by general method A, 270 mg (91%) of the title compound.

10 <sup>1</sup>H NMR

ES-MS m/e 420 (m+1)

**Example 32****5-Chloro-N-[(R)-2-(1-isopropylpiperidine-4-ylmethoxy)-1-phenylethyl]-1H-indole-2-carboxamide hydrochloride.**

Using coupling method A, (R)-2-(1-isopropylpiperidin-4-ylmethoxy)-1-phenylethylamine (200 mg, 0.73 mmol) and 5-chloroindole-2-carboxylic acid (142 mg, 0.75 mmol) afforded, after purification (SiO<sub>2</sub>: 4:2:1 DCM : EtOAc : isopropylamine) and conversion to the HCl salt by general method A, 320 mg (92%) of the title compound.

20 <sup>1</sup>H NMR

ES-MS m/e 454 (m+1)

25 **Example 33****3-Chloro-N-[(R)-1-(Isopropyl)-2-(1-isopropylpiperidine-4-ylmethoxy)ethyl]-1H-indole-6-carboxamide hydrochloride.**

Using coupling method A, (R)-1-(isopropyl)-2-(1-isopropylpiperidin-4-ylmethoxy)ethylamine (135 mg, 0.56 mmol) and 3-chloroindole-6-carboxylic acid (109 mg, 0.56 mmol) afforded, after purification (SiO<sub>2</sub>: 4:2:1 DCM : EtOAc : isopropylamine) and conversion to the HCl salt by general method A, 167 mg (66%) of the title compound.

-49-

<sup>1</sup>H NMR

ES-MS m/e 420 (m+1)

**Example 34**

5 **3-Chloro-N-[(R)-1-phenyl-2-[2-(piperidin-4-yl)ethoxy]ethyl]-1H-indole-6-carboxamide hydrochloride.**

Using deprotection method D, 4-[2-[(R)-2-[(3-chloro-1H-indole-6-carbonyl)amino]-2-phenylethoxy]ethyl]piperidine-1-carboxylic acid tert-butyl ester (474 mg, 0.9 mmol) afforded  
10 394 mg (98%) of the title compound.

<sup>1</sup>H NMR

ES-MS m/e 426 (m+1)

The starting material was prepared as described in Preparations 45 and 46 below.

15

**Preparation 45**

**4-[2-[(R)-2-Amino-2-phenylethoxy]ethyl]piperidine-1-carboxylic acid tert-butyl ester.**

Using amino alkylation method A, substituting 4-(2-methanesulfonyloxyethyl)piperidine-1-carboxylic acid tert-butyl ester for 4-(methanesulfonyloxymethyl)piperidine-1-carboxylic acid tert-butyl ester, (R)-phenylglycinol (2.0 g, 14.6 mmol) afforded, after purification (SiO<sub>2</sub>: 50 to 100% EtOAc in hexane, 2.5 g (49%) of the title compound.

25 <sup>1</sup>H NMR

ES-MS m/e 349 (m+1)

**Preparation 46**

30 **4-[2-[(R)-2-[(3-Chloro-1H-indole-6-carbonyl)amino]-2-phenylethoxy]ethyl]piperidine-1-carboxylic acid tert-butyl ester.**

Using coupling method A, 4-[2-[(R)-2-amino-2-phenylethoxy]ethyl]piperidine-1-carboxylic acid tert-butyl ester (500 mg, 1.4 mmol) and 3-chloroindole-6-carboxylic acid

-50-

(280 mg, 1.4 mmol) afforded, after purification (SiO<sub>2</sub>: 50% EtOAc in hexane), 474 mg (63%) of the title compound.

<sup>1</sup>H NMR

ES-MS m/e 526 (m+1)

5

### Example 35

**3-Chloro-N-[(R)-1-phenyl-2-[2-(1-methylpiperidin-4-yl)-ethoxy]ethyl]-1H-indole-6-carboxamide hydrochloride.**

Using alkylation method B, 3-chloro-N-[(R)-1-phenyl-2-  
10 [2-(piperidin-4-yl)ethoxy]ethyl]-1H-indole-6-carboxamide hydrochloride (300 mg, 0.65 mmol) and paraformaldehyde (195 mg, 6.5 mmol) afforded 213 mg (75%) of the title compound.

<sup>1</sup>H NMR

ES-MS m/e 441 (m+1)

15

### Example 36

**3-Chloro-N-[(R)-1-phenyl-2-[3-(piperidin-1-yl)propoxy]-ethyl]-1H-indole-6-carboxamide.**

Using coupling method A, (R)-1-phenyl-2-[3-(piperidin-  
20 1-yl)propoxy]ethylamine (218 mg, 0.83 mmol) and 3-chloro-indole-6-carboxylic acid (179 mg, 0.91 mmol) afforded, after purification (SiO<sub>2</sub>: 50% EtOAc in hexane), 115 mg (32%) of the title compound.

<sup>1</sup>H NMR

25 ES-MS m/e 440 (m+1)

The starting material was prepared as described in Preparation 47 below.

### Preparation 47

30 **(R)-1-Phenyl-2-[3-(piperidin-1-yl)propoxy]ethylamine.**

Using amino alcohol alkylation method A, substituting 1-(3-chloropropyl)piperidine hydrochloride for 4-(methanesulfonyloxymethyl)piperidine-1-carboxylic acid tert-butyl ester, (R)-phenylglycinol (400 mg, 2.9 mmol) afforded, after

-51-

purification (SiO<sub>2</sub>: 8:2:1 hexane : EtOAc : isopropylamine),  
220 mg (29%) of the title compound.

<sup>1</sup>H NMR

ES-MS m/e 263 (m+1)

5

### Example 37

#### **3-Chloro-N-[4-(1-isopropylpiperidin-4-yl)-1-phenylbutyl]-1H-indole-6-carboxamide.**

Using coupling method A, crude 4-(1-isopropylpiperidin-  
10 4-yl)-1-phenylbutylamine hydrochloride (0.70 mmol) and  
3-chloroindole-6-carboxylic acid (162 mg, 0.83 mmol)  
afforded, after purification (SiO<sub>2</sub>: 10:10:1 hexane : EtOAc :  
isopropylamine), 66 mg (13%) of the title compound.

<sup>1</sup>H NMR

15 ES-MS m/e 452 (m+1)

The starting material was prepared as described in  
Preparations 48 to 53 below.

### Preparation 48

#### 20 **1-Phenyl-4-(pyridin-4-yl)butan-1-one oxime.**

To a solution of 1-phenyl-4-(pyridin-4-yl)butan-1-one  
(2.0 g, 8.7 mmol) in 20 mL of EtOH was added hydroxylamine  
hydrochloride (0.73 g, 10 mmol) and sodium acetate (1.4 g,  
17 mmol). The reaction flask was heated at 80 °C for 4 h  
25 and was then cooled to room temperature. Addition of water  
and filtration of the resultant precipitate afforded 2.0 g  
(89%) of the title compound.

<sup>1</sup>H NMR

NMR

30 ES-MS m/e 241 (m+1)

-52-

**Preparation 49****1-Phenyl-4-(pyridin-4-yl)butylamine.**

Using deprotection method A under 4.1 bar (60 psig) of hydrogen, 1-phenyl-4-(pyridin-4-yl)butan-1-one oxime (1.6 g, 6.5 mmol) afforded 1.3 g (87%) of the title compound.

<sup>1</sup>H NMR

ES-MS m/e 227 (m+1)

**Preparation 50**

10 **N-[1-Phenyl-4-(pyridin-4-yl)-butyl]carbamic acid tert-butyl ester.**

Using coupling method B, but substituting triethylamine for pyridine and using THF as solvent, 1-phenyl-4-(pyridin-4-yl)butylamine (1.0 g, 4.5 mmol) and di-*tert*-butyl dicarbonate (1.5 g, 6.8 mmol) afforded 1.2 g (82%) of the title compound as a crude residue which was used without further purification.

<sup>1</sup>H NMR

ES-MS m/e 227 (m+1)

20

**Preparation 51**

**N-[1-Phenyl-4-(piperidine-4-yl)butyl]carbamic acid tert-butyl ester.**

Agitating N-[1-phenyl-4-(pyridin-4-yl)butyl]carbamic acid *tert*-butyl ester (230 mg, 0.70 mmol) and a catalytic amount of platinum oxide in 25 mL of acetic acid under an atmosphere of hydrogen at 4.1 bar (60 psig) afforded, after filtration through diatomaceous earth and removal of solvent under reduced pressure, the title compound as a crude residue that was used without further purification.

30

<sup>1</sup>H NMR

ES-MS m/e 333 (m+1)

-53-

**Preparation 52****N-[4-(1-Isopropylpiperidin-4-yl)-1-phenylbutyl]carbamic acid  
tert-butyl ester.**

Using alkylation method A, crude N-[1-phenyl-4-(piperi-  
dine-4-yl)butyl]carbamic acid *tert*-butyl ester (0.70 mmol)  
and acetone (1.5 mL, 20 mmol) afforded the title compound as  
a crude residue that was used without further purification.

<sup>1</sup>H NMR

ES-MS m/e 375 (m+1)

10

**Preparation 53****4-(1-Isopropylpiperidin-4-yl)-1-phenylbutylamine  
hydrochloride.**

Using deprotection method D, crude N-[4-(1-isopropyl-  
piperidin-4-yl)-1-phenylbutyl]carbamic acid *tert*-butyl ester  
(0.70 mmol) afforded 200 mg of the title compound as a crude  
residue that was used without further purification.

<sup>1</sup>H NMR

ES-MS m/e 275 (m+1)

20

**Example 38****3-Chloro-N-[4-(4-isopropylpiperazin-1-yl)-1-phenylbutyl]-1H-  
indole-6-carboxamide.**

Using coupling method A, crude 4-(4-isopropylpiperazin-  
1-yl)-1-phenylbutylamine (530 mg, 1.9 mmol) and 3-chloro-  
indole-6-carboxylic acid (376 mg, 1.9 mmol) afforded, after  
purification (SiO<sub>2</sub>: 10:10:1 hexane : EtOAc : isopropyl-  
amine), 184 mg (21%) of the title compound.

<sup>1</sup>H NMR

ES-MS m/e 454 (m+1)

30

The starting material was prepared as described in  
Preparations 54 to 56 below.

**Preparation 54****4-Hydroximino-4-phenylbutyric acid.**

To a solution of 4-oxo-4-phenylbutyric acid (1.0 g, 5.3 mmol) in 50 mL of EtOH was added hydroxylamine hydrochloride (742 mg, 11 mmol) and sodium acetate (1.8 g, 21 mmol). The reaction flask was heated at 80 °C for 4 h and was then cooled to room temperature. Addition of water and filtration of the resultant precipitate afforded, after recrystallization (10:1 chloroform : hexane), 620 mg (60%) of the title compound.

<sup>1</sup>H NMR

ES-MS m/e 192 (m-1)

**15 Preparation 55****1-(4-Isopropylpiperazin-1-yl)-4-phenylbutane-1,4-dione  
4-oxime.**

Using coupling method A, 4-hydroximino-4-phenylbutyric acid (500 mg, 2.6 mmol) and 1-isopropylpiperazine dihydrochloride (521 mg, 2.6 mmol) afforded, after purification (SiO<sub>2</sub>: 10% isopropylamine in EtOAc), 730 mg (89%) of the title compound.

<sup>1</sup>H NMR

**25 Preparation 56****4-(4-Isopropylpiperazin-1-yl)-1-phenyl-butylamine.**

To a solution of 1-(4-isopropylpiperazin-1-yl)-4-phenylbutane-1,4-dione 4-oxime (625 mg, 2.0 mmol) in 10 mL of THF was slowly added lithium aluminum hydride (250 mg, 6.6 mmol). The reaction flask was heated at 70 °C for 4 h after which time the flask was cooled to 0 C and the reaction was quenched by slow addition of water and 1 N sodium hydroxide. The biphasic mixture was filtered through

-55-

a pad of diatomaceous earth, and the filtered solution was concentrated to dryness to afford 536 mg (98%) of the title compound as a crude residue that was used without further purification.

5  $^1\text{H}$  NMR

ES-MS m/e 276 (m+1)

### Example 39

10 **3-Chloro-N-[(R)-2-[(1-isopropylpiperidin-4-ylmethyl)-(methyl)amino]-1-phenylethyl]-1H-indole-6-carboxamide.**

Using coupling method A, crude (R)-N<sup>2</sup>-(1-isopropylpiperidin-4-ylmethyl)-N<sup>2</sup>-methyl-1-phenylethane-1,2-diamine dihydrochloride (500 mg, 1.4 mmol) and 3-chloroindole-6-carboxylic acid (325 mg, 1.7 mmol) afforded, after  
15 purification (SiO<sub>2</sub>: 0 to 30% isopropylamine in 1:1 hexane : EtOAc), 115 mg (18%) of the title compound.

$^1\text{H}$  NMR

ES-MS m/e 467 (m+1)

The starting material was prepared as described in  
20 Preparations 57 to 60 below.

### Preparation 57

**N-[(R)-2-[(1-Isopropylpiperidin-4-ylmethyl)amino]-1-phenyl-2-oxoethyl]carbamic acid tert-butyl ester.**

25 Using coupling method A, N-Boc-(R)-phenylglycine (3.6 g, 14.5 mmol) and 1-isopropylpiperidin-4-ylmethylamine dihydrochloride (3.3 g, 14.5 mmol) afforded, after purification (SiO<sub>2</sub>: 0 to 30% isopropylamine in 1:1 hexane : EtOAc), 5.3 g (94%) of the title compound.

30  $^1\text{H}$  NMR

ES-MS m/e 390 (m+1)

-56-

**Preparation 58****N-[(R)-2-[(1-Isopropylpiperidin-4-ylmethyl)amino]-1-phenylethyl]carbamic acid tert-butyl ester.**

To a solution of N-[(R)-2-[(1-isopropylpiperidin-4-yl-  
5 methyl)amino]-1-phenyl-2-oxoethyl]carbamic acid tert-butyl  
ester (1.0 g, 2.6 mmol) in 15 mL of THF was added 65 wt%  
sodium bis(2-methoxyethoxy)aluminum hydride in toluene  
(2.4 mL, 7.7 mmol). The reaction mixture was heated at  
reflux for 3 h after which time the mixture was cooled to  
10 0 °C and the reaction was quenched by the slow addition of a  
saturated solution of Rochelle's salt. The product was  
extracted into EtOAc; and the combined extracts were dried  
over sodium sulfate, filtered, and concentrated to afford,  
after purification (SiO<sub>2</sub>: 0 to 30% isopropylamine in 1:1  
15 hexane : EtOAc), 0.9 g (94%) of the title compound.

<sup>1</sup>H NMR

ES-MS m/e 376 (m+1)

**Preparation 59**

20 **N-[(R)-2-[(1-Isopropylpiperidin-4-ylmethyl) (methyl) amino]-1-phenylethyl]carbamic acid tert-butyl ester.**

Using alkylation method B, N-[(R)-2-[(1-isopropyl-  
piperidin-4-ylmethyl)amino]-1-phenylethyl]carbamic acid  
tert-butyl ester (511 mg, 1.4 mmol) and paraformaldehyde  
25 (816 mg, 27 mmol) afforded 522 mg (98%) of the title  
compound as a crude residue that was used without further  
purification.

<sup>1</sup>H NMR

ES-MS m/e 390 (m+1)

30

-57-

**Preparation 60**

**(R)-N<sup>2</sup>-(1-Isopropylpiperidin-4-ylmethyl)-N<sup>2</sup>-methyl-1-phenylethane-1,2-diamine hydrochloride.**

Using deprotection method D, crude N-[(R)-2-[(1-isopropylpiperidin-4-ylmethyl)(methyl)amino]-1-phenylethyl]-carbamic acid *tert*-butyl ester (522 mg, 1.3 mmol) afforded 600 mg of the title compound as a crude residue that was used without further purification.

<sup>1</sup>H NMR

10 ES-MS m/e 290 (m+1)

**Example 40**

**3-Chloro-N-{(R)-2-[(1-isopropylpiperidin-4-ylmethyl)amino]-1-phenylethyl}-1H-indole-6-carboxamide.**

15 A solution of N-[(R)-2-(3-chloro-1H-indole-6-carbonyl)-amino-2-phenylethyl]-N-(1-isopropylpiperidin-4-ylmethyl)-carbamic acid 9H-fluoren-9-ylmethyl ester (111 mg, 0.16 mmol) and piperidine (0.08 mL, 0.82 mmol) in 5 mL of DCM was stirred at room temperature for 2 h. Concentration of the reaction mixture afforded, after purification (SiO<sub>2</sub>: 0 to 20 30% isopropylamine in 1:1 hexane : EtOAc), 18 mg (23%) of the title compound.

<sup>1</sup>H NMR

ES-MS m/e 453 (m+1)

25 The starting material was prepared as describe din Preparations 61 to 63 below.

**Preparation 61**

**N-[(R)-2-[(9H-Fluoren-9-ylmethoxycarbonyl)(1-isopropylpiperidin-4-ylmethyl)amino]-1-phenylethyl]carbamic acid *tert*-butyl ester.**

Using coupling method B, N-[(R)-2-[(1-isopropylpiperidin-4-ylmethyl)amino]-1-phenylethyl]carbamic acid *tert*-butyl

-58-

ester (1.1 g, 2.8 mmol) and 9-fluorenylmethyl N-succinimidyl carbonate (Fmoc-OSu, 962 mg, 2.9 mmol) afforded 1.9 g of the title compound as a crude residue, that was used without further purification.

5 <sup>1</sup>H NMR

ES-MS m/e 598 (m+1)

### Preparation 62

**N-[(R)-2-Amino-2-phenylethyl]-N-(1-isopropylpiperidin-4-yl-  
10 methyl)carbamic acid 9H-fluoren-9-ylmethyl ester.**

Using deprotection method D, crude N-[(R)-2-[(9H-fluoren-9-ylmethoxycarbonyl)(1-isopropylpiperidin-4-ylmethyl)amino]-1-phenylethyl]carbamic acid *tert*-butyl ester (1.7 g, 2.8 mmol) afforded 1.0 g (71%) of crude product,  
15 that was used without further purification.

<sup>1</sup>H NMR

ES-MS m/e 499 (m+1)

### Preparation 63

**N-[(R)-2-(3-Chloro-1H-indole-6-carbonyl)amino-2-phenyl-  
20 ethyl]-N-(1-isopropylpiperidin-4-ylmethyl)carbamic acid  
9H-fluoren-9-ylmethyl ester.**

Using coupling method A, crude N-[(R)-2-amino-2-phenyl-ethyl]-N-(1-isopropylpiperidin-4-ylmethyl)carbamic acid 9H-  
25 fluoren-9-ylmethyl ester (980 mg, 2.0 mmol) and 3-chloro-indole-6-carboxylic acid (462 mg, 2.4 mmol) afforded, after purification (SiO<sub>2</sub>: 0 to 30% isopropylamine in 1:1 hexane : EtOAc), 300 mg (23%) of the title compound.

<sup>1</sup>H NMR

30 ES-MS m/e 675 (m+1)

Assay protocols

-59-

**Enzyme Inhibition assays:**

The ability of a test compound to inhibit factor Xa may be evaluated in one or more of the following Enzyme Inhibition assays, or in other standard assays known to those skilled in the art.

**Enzyme Inhibition Assay**

Human factor Xa and human thrombin are purchased from Enzyme Research Laboratories (South Bend, Indiana, USA). Other proteases are from other commercial sources. Chromogenic para-nitroanilide peptide protease substrates are purchased from Midwest Biotech (Fishers, Indiana, USA). The binding affinities for human factor Xa are were measured as apparent association constants ( $K_{app}$ ) derived from protease inhibition kinetics as described previously.<sup>a,b,c,d</sup> The apparent  $K_{app}$  values are obtained using automated (BioMek-1000) dilutions of inhibitors ( $K_{app}$  determinations are performed in triplicate at each of four-eight inhibitor concentrations) into 96-well plates and chromogenic substrate hydrolysis rates determined at 405 nm using a Thermomax plate reader from Molecular Devices (San Francisco). For factor Xa inhibition, the assay protocol is: 50  $\mu$ L buffer (0.06 M tris, 0.3 M NaCl, pH 7.4); 25  $\mu$ L inhibitor test solution (in MeOH); 25  $\mu$ L human factor Xa (32 nM in 0.03 M tris, 0.15 M NaCl, 1 mg/mL HSA); finally, 150  $\mu$ L BzIleGluGlyArgpNA (0.3 mM in water) added within 2 min to start hydrolysis. Final [factor Xa] is 3.2 nM. [Free Xa] and [bound Xa] are determined from linear standard curves on the same plate by use of SoftmaxPro software for each inhibitor concentration and apparent  $K_{app}$  calculated for each inhibitor concentration which produced hydrolysis inhibition between 20% and 80% of the control (3.2 nM factor Xa):

$$\text{apparent } K_{app} = [E:I]/[E_f][I_f] = [E_b]/[E_f][I^0 - I_b].$$

The apparent  $K_{app}$  values so obtained are approximately the

-60-

inverse of the  $K_i$  for the respective inhibitors [ $1/\text{app}K_{\text{ass}} = \text{app} K_i$ ]. The variability of mean apparent  $K_{\text{ass}}$  values determined at the single substrate concentration is +/- 15%. The assay system  $K_m$  was measured as 0.347 +/- 0.031 mM  
5 [n=4]; and  $V_{\text{max}}$  was 13.11 +/- 0.76  $\mu\text{M}/\text{min}$ .

$K_{\text{ass}}$  values are determined with thrombin and other proteases using the same protocol with the following enzyme and substrate concentrations:

thrombin, 5.9 nM with 0.2 mM BzPheValArgpNA;  
10 factor XIa, 1.2 nM with 0.4 mM pyroGluProArgpNA;  
factor XIIa, 10 nM with 0.2 mM HDProPheArgpNA;  
plasmin, 3.4 nM with 0.5 mM HDValLeuLyspNA;  
nt-PA, 1.2 nM with 0.8 mM HDIleProArgpNA;  
urokinase, 0.4 nM with 0.4 mM pyroGluGlyArgpNA;  
15 aPC, 3 nM with 0.174 mM pyroGluProArgpNA;  
plasma kallikrein, 1.9 nM with D-ProPheArgpNA; and  
bovine trypsin, 1.4 nM with 0.18 mM BzPheValArgpNA.

#### Citations

20

(a) Sall DJ, JA Bastian, SL Briggs, JA Buben, NY Chirgadze, DK Clawson, ML Denny, DD Giera, DS Gifford-Moore, RW Harper, KL Hauser, VJ Klimkowski, TJ Kohn, H-S Lin, JR McCowan, AD Palkowitz, GF Smith, ME Richett,  
25 K Takeuchi, KJ Thrasher, JM Tinsley, BG Utterback, S-CB Yan, M Zhang. Dibasic Benzo[b]thiophenes Derivatives as a Novel Class of Active Site Directed Thrombin Inhibitors. 1. Determination of the Serine Protease Selectivity, Structure-Activity Relationships and  
30 Binding Orientation. J Med Chem 40 3489-3493 (1997).

(b) Smith GF, TJ Craft, DS Gifford-Moore, WJ Coffman, KD Kurz, E Roberts, RT Shuman, GE Sandusky, ND Jones, N Chirgadze, and CV Jackson. A Family of Arginal Thrombin

-61-

Inhibitors Related to Efegatran. Sem. Thrombos. Hemost. 22,  
173-183 (1996).

(c) Smith GF, DS Gifford-Moore, TJ Craft, N Chirgadze, KJ  
5 Ruterbories, TD Lindstrom, JH Satterwhite. Efegatran: A New  
Cardiovascular Anticoagulant. In New Anticoagulants for the  
Cardiovascular Patient. Ed. R Pifarre. Hanley & Belfus,  
Inc., Philadelphia (1997) pp 265-300.

10 (d) Sall DJ, DL Bailey, JA Bastian, NY Chirgadze, AC  
Clemens-Smith, ML Denney, MJ Fisher, DD Geira, DS Gifford-  
Moore, RW Harper, LM Johnson, VJ Klimkowski, TJ Kohn, HS  
Lin, JR McCowan, AD Palkowitz, ME Richett, GF Smith, DW  
Snyder, K Takeuchi, JE Toth, M Zang. Diamino  
15 Benzo[b]thiophene Derivatives as a Novel Class of Active  
Site Directed Thrombin Inhibitors: 5. Potency, Efficacy  
and Pharmacokinetic Properties of Modified C-3 Side Chain  
Derivatives. J. Med. Chem., 43, 649-663 (2000).

The compounds of formula (I) exemplified herein have  
20 been found to exhibit a  $K_{i,app}$  of greater than  $1 \times 10^6$  L/mole  
in the enzyme inhibition assay.

The ability of a test compound to elongate Partial  
Thromboplastin Time (Prothrombin Time) may be evaluated in  
the following test protocols.

25

#### **Partial Thromboplastin Time (Prothrombin) Test Protocol**

Venous blood is collected into 3.2% (0.109 M) trisodium  
citrate vacutainer tubes at 1 volume of anticoagulant to  
nine volumes of blood. The blood cells are separated by  
30 centrifugation at 700 g for ten minutes to yield plasma,  
which is frozen at  $70^\circ\text{C}$  until required.

To perform the test, 100  $\mu\text{L}$  of plasma are pipetted into  
in a glass test tube, 1  $\mu\text{L}$  of test compound in DMSO is  
added, and allowed to warm to  $37^\circ$  over two minutes. 100  $\mu\text{L}$

-62-

of warm (37 °) Manchester (tissue thromboplasin) reagent (Helena Biosciences, UK) is added, allowed to equilibrate for two minutes. 100 µL of warm (37 °) 25mM calcium chloride solution is added to initiate clotting. The test tube is tilted three times through a 90° angle every five seconds to mix the reagents and the time to clot formation recorded. Data from a series of observations and test compound concentrations are analysed by a SAS statistical analysis program and a CT2 (Concentration required to double clotting time) for each compound is generated.

The compounds of the invention have been found to significantly elongate the partial thromboplastin time (Prothrombin time).

#### 15 **Alternative Prothrombin Time and APTT Protocols**

**Coagulation Determinations:** Prothrombin Times and APTT values are determined in HUMAN PLASMA with a STA instrument (Stago). BioPT is a special non-plasma clotting assay triggered with human tissue factor (Innovin). Possible binding to albumen or to lipid are assessed by comparing the BioPT effects in the presence/absence of 30 mg/mL human albumen (HSA) and 1 mg/mL phosphatidyl choline (PC). Inhibitors are delivered in 50% aqueous methanol vehicle.

25

#### **APTT ASSAY**

75 µL plasma Citrol *Baxter-Dade* Citrated Normal Human Plasma  
25 µL test solution  
30 75 µL Actin *Baxter-Dade* Activated Cephaloplastin incubate 2 min min. @ 37 °C  
75 µl CaCl<sub>2</sub> (0.02 M)

-63-

**PT ASSAY**75  $\mu$ L plasma25  $\mu$ L test solution75  $\mu$ L saline incubate 1 min. @ 37° C5 75  $\mu$ L Innovin *Baxter-Dade* Recombinant Human Tissue Factor

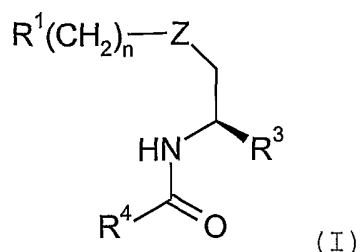
Further advantageous properties of compounds of formula (I) may be demonstrated by measuring their pharmacodynamic (PD) and pharmacokinetic (PK) properties in laboratory animal species such as rats and dogs following oral dosing

10 in the fasted and in the fed state.

-64-

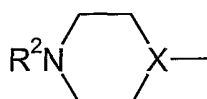
**CLAIMS**

1. A compound of formula (I)



5 in which:-

$\text{R}^1$  represents pyrrolidin-1-yl, piperidin-1-yl or a group of formula

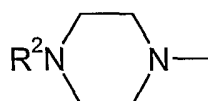


in which X represents CH or N;

10  $\text{R}^2$  represents a hydrogen atom or a (1-6C)alkyl, (3-6C)cycloalkyl, fluoro(1-4C)alkyl, fluoro(2-4C)alkanoyl, hydroxy(2-4C)alkyl or pyridyl group;

$n$  represents 1, 2 or 3;

15 Z represents  $\text{CH}_2$ , O or  $\text{NR}^5$ , in which  $\text{R}^5$  represents a hydrogen atom or a (1-4C)alkyl group, provided that when  $\text{R}^1$  represents pyrrolidin-1-yl, piperidin-1-yl or a group of formula



and Z represents O or  $\text{NR}^5$ , then  $n$  represents 2 or 3;

20  $\text{R}^3$  represents:-

(i) phenyl which is unsubstituted or substituted by methylenedioxy or by a substituent selected from halogen, (1-4C)alkyl, hydroxy, (1-4C)alkoxy, trifluoromethyl, difluoromethoxy, trifluoromethoxy, (1-4C)alkylthio, (1-4C)alkylsulfinyl, (1-4C)alkylsulfonyl, carboxy, 25 aminocarbonyl, amino, (2-4C)alkanoylamino, aminosulfonyl,

-65-

(1-4C)alkylaminosulfonyl, nitro, phenyl, phenoxy, benzyloxy and pyridyl;

(ii) pyridyl, pyrimidyl or pyridazinyl, which is unsubstituted or substituted by a halogen atom;

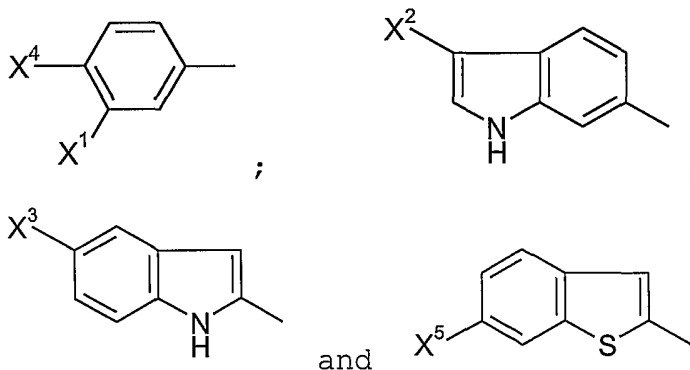
5 (iii) furyl, thienyl, imidazolyl, thiazolyl, isothiazolyl, oxazolyl, isoxazolyl, thiadiazolyl, each of which is unsubstituted or substituted by (1-4C)alkyl or amino;

10 (iv) naphthyl, benzofuryl, benzothienyl, quinolyl or isoquinolyl;

(v) (3-6C)cycloalkyl; or

(vi) (1-4C)alkyl, which is unsubstituted or substituted by hydroxy, (1-4C)alkoxy, phenoxy, carboxy, aminocarbonyl, aminosulfonyl, (1-4C)alkylthio, phenylthio, pyridylthio,  
15 amino, (1-4C)alkylamino, di(1-4C)alkylamino, piperidin-1-yl, morpholino, trifluoromethyl, phenyl, imidazolyl, pyridyl, (3-6C)cycloalkyl, oxa(4-6C)cycloalkyl, or aza(4-6C)cycloalkyl (which may bear an N-(1-4C)alkyl substituent);  
and

20 R<sup>4</sup> is selected from



in which

25 X<sup>1</sup> represents a hydrogen atom, a halogen atom or an amino group;

X<sup>2</sup> represents a hydrogen atom, a methyl group, a chlorine atom or a bromine atom;

-66-

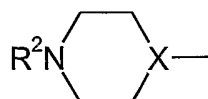
$X^3$  represents a hydrogen atom, a methyl group or a halogen atom;

$X^4$  represents a chlorine atom, a methoxy group or a methyl group; and

5  $X^5$  represents a hydrogen atom, a halogen atom or a methyl group;

or a pharmaceutically acceptable salt thereof.

2. A compound as claimed in Claim 1, in which  $R^1$   
10 represents a group of formula



in which X represents CH or N.

3. A compound as claimed in Claim 2, in which X represents  
15 CH.

4. A compound as claimed in any one of Claims 1 to 3, in  
which  $R^2$  represents a (1-6C)alkyl, (3-6C)cycloalkyl,  
fluoro(1-4C)alkyl, fluoro(2-4C)alkanoyl, hydroxy(2-4C)alkyl  
20 or pyridyl group.

5. A compound as claimed in Claim 2, in which  $R^2$   
represents a methyl, ethyl, isopropyl, cyclopropyl,  
cyclopentyl, 2-fluoroethyl, 2,2,2-trifluoroethyl,  
25 trifluoroacetyl, 2-hydroxyethyl or pyrid-4-yl group.

6. A compound as claimed in any one of Claims 1 to 5, in  
which  $R^2$  represents a isopropyl, cyclopropyl, cyclopentyl or  
pyrid-4-yl group.

30

7. A compound as claimed in any one of Claims 1 to 6, in  
which n represents 1 or 2.

-67-

8. A compound as claimed in Claim 7, in which n represents 1.
- 5 9. A compound as claimed in any one of Claims 1 to 8, in which Z represents CH<sub>2</sub>.
10. A compound as claimed in any one of Claims 1 to 8, in which Z represents O.
- 10 11. A compound as claimed in any one of Claims 1 to 8, in which Z represents NR<sup>5</sup>.
12. A compound as claimed in Claim 11, in which R<sup>5</sup> is 15 hydrogen.
13. A compound as claimed in any one of Claims 1 to 12, in which R<sup>3</sup> represents:-
- (i) phenyl, 2,3-methylenedioxyphenyl, 2-fluorophenyl, 20 4-fluorophenyl, 2-chlorophenyl, 2-methylphenyl, 2-methoxyphenyl, 2-trifluoromethylphenyl, 2-difluoromethoxyphenyl, 4-carboxyphenyl or 4-aminocarbonylphenyl;
  - (ii) pyrid-2-yl or pyrid-4-yl;
  - 25 (iii) fur-2-yl, fur-3-yl, thien-2-yl, thien-3-yl, imidazol-2-yl, thiazol-2-yl, thiazol-4-yl, 2-methylthiazol-4-yl or 2-aminothiazol-4-yl;
  - (iv) naphth-1-yl, naphth-2-yl, benzofuryl, benzothienyl, quinolin-4-yl or quinolin-8-yl;
  - 30 (v) cyclopropyl, cyclobutyl, cyclopentyl or cyclohexyl; or
  - (vi) methyl, ethyl, propyl, isopropyl, butyl, 2-methylpropyl, hydroxymethyl, 1-hydroxyethyl, methoxymethyl, 1-methoxyethyl, methylthiomethyl, 2-methylthioethyl, prop-2-

-68-

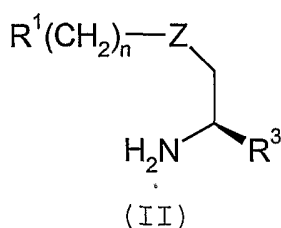
- ylthiomethyl, N,N-dimethylaminomethyl, phenylthiomethyl, pyrid-2-ylthiomethyl, carboxymethyl, 2-carboxyethyl, aminocarbonylmethyl, 2-aminocarbonylethyl, morpholinomethyl, 2,2,2-trifluoroethyl, benzyl, pyrid-2-ylmethyl, pyrid-3-ylmethyl, pyrid-4-ylmethyl, imidazol-1-ylmethyl, imidazol-4-ylmethyl, 3-methylimidazol-4-ylmethyl, cyclohexyl-4-ylmethyl, tetrahydropyran-4-ylmethyl, piperidin-1-ylmethyl or 1-methylpiperidin-4-ylmethyl.
- 10 14. A compound as claimed in Claim 13, in which R<sup>3</sup> represents phenyl, 2-fluorophenyl or 2-chlorophenyl.
- 15 15. A compound as claimed in Claim 12, in which R<sup>3</sup> represents phenyl.
16. A compound as claimed in any one of Claims 1 to 15, in which X<sup>2</sup> represents a hydrogen atom or a halogen atom.
17. A compound as claimed in Claim 16, in which
- 20 X<sup>2</sup> represents a hydrogen atom or a fluorine atom;  
X<sup>3</sup> represents a hydrogen atom, a chlorine atom or a methyl group;
- X<sup>4</sup> represents a chlorine atom;  
X<sup>5</sup> represents a chlorine atom or a methoxy group; and
- 25 X<sup>6</sup> represents a chlorine atom.
18. A compound as claimed in Claim 17, in which R<sup>2</sup> is 4-chlorophenyl, 4-methoxyphenyl, indol-6-yl, 3-methylindol-6-yl, 3-chloroindol-6-yl, 5-chloroindol-2-yl or 6-
- 30 chlorobenzo[b]thiophen-2-yl.
19. A compound as claimed in Claim 18, in which R<sup>2</sup> is 4-methoxyphenyl, indol-6-yl or 5-chloroindol-2-yl.

-69-

20. A pharmaceutical composition, which comprises a compound as claimed in any one of Claims 1 to 19, together with a pharmaceutically acceptable diluent or carrier.

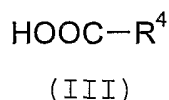
5 21. A process for preparing a compound as claimed in any one of Claims 1 to 19, which comprises

(a) reacting a compound of formula (II)



10

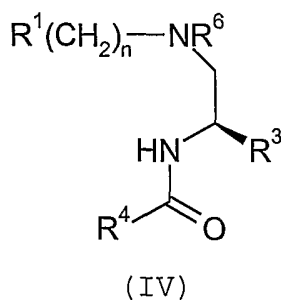
or a salt thereof, with a compound of formula (III)



or a reactive derivative thereof;

15 (b) for a compound of formula I in which R<sup>2</sup> represents a (1-6C)alkyl, (3-6C)cycloalkyl, fluoro(1-4C)alkyl, fluoro(2-4C)alkanoyl or hydroxy(2-4C)alkyl, reacting a corresponding compound of formula (I) in which R<sup>2</sup> represents a hydrogen atom, or a salt thereof, with an alkylating or  
20 acylating agent;

(c) for a compound of formula (I) in which Z represents NH, deprotecting a compound of formula

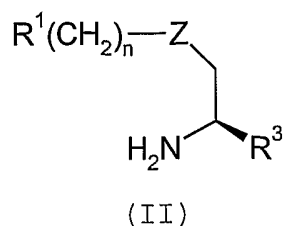


25 in which R<sup>6</sup> represents an amino protecting group;

-70-

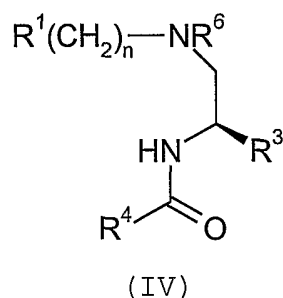
(d) for a compound of formula (I) in which R<sup>2</sup> represents a hydrogen atom, deprotecting a compound of formula (I) in which R<sup>2</sup> represents a protecting group; followed, if a pharmaceutically acceptable salt is desired, by forming a pharmaceutically acceptable salt.

22. A compound of formula (II)



10 or a salt thereof, in which R<sup>1</sup>, n, Z and R<sup>3</sup> are as defined in any one of Claims 1 to 19.

23. A compound of formula (IV)



15 or a salt thereof, in which R<sup>6</sup> represents an amino protecting group, and R<sup>1</sup>, R<sup>3</sup> and R<sup>4</sup> are as defined in any one of Claims 1 to 19.

20 24. A compound as claimed in any one of Claims 1 to 19, for use in therapy.

25 25. Use of a compound as claimed in any one of Claims 1 to 19, for the manufacture of a medicament for the treatment of a thrombotic disorder.

-71-

26. A method of treating a thrombotic disorder in a mammal requiring treatment, which comprises administering an effective amount of a compound as claimed in Claim 1.

INTERNATIONAL SEARCH REPORT

International Application No  
PCT/US 03/39101

A. CLASSIFICATION OF SUBJECT MATTER  
 IPC 7 C07D209/30 C07D401/12 A61K31/404 A61P7/02 C07D401/14  
 C07D409/12 C07D211/22 C07D401/06

According to International Patent Classification (IPC) or to both national classification and IPC

B. FIELDS SEARCHED  
 Minimum documentation searched (classification system followed by classification symbols)  
 IPC 7 C07D A61K A61P

Documentation searched other than minimum documentation to the extent that such documents are included in the fields searched

Electronic data base consulted during the international search (name of data base and, where practical, search terms used)  
 EPO-Internal, CHEM ABS Data

C. DOCUMENTS CONSIDERED TO BE RELEVANT

Category °	Citation of document, with indication, where appropriate, of the relevant passages	Relevant to claim No.
A	WO 00/39111 A (BEIGHT DOUGLAS WADE ; GOODSON THEODORE JUNIOR (US); HERRON DAVID KENT) 6 July 2000 (2000-07-06) page 1, line 8 - line 25; claim 1	1, 20, 24, 25
A	WO 01/96303 A (JONES STUART DONALD ; WYLIE WILLIAM ALEXANDER (GB); YOUNG STEPHEN CLIN) 20 December 2001 (2001-12-20) page 2, line 16 - line 21; claim 1	1, 20, 24, 25

Further documents are listed in the continuation of box C.  Patent family members are listed in annex.

° Special categories of cited documents :

- \*A\* document defining the general state of the art which is not considered to be of particular relevance
- \*E\* earlier document but published on or after the international filing date
- \*L\* document which may throw doubts on priority claim(s) or which is cited to establish the publication date of another citation or other special reason (as specified)
- \*O\* document referring to an oral disclosure, use, exhibition or other means
- \*P\* document published prior to the international filing date but later than the priority date claimed
- \*T\* later document published after the international filing date or priority date and not in conflict with the application but cited to understand the principle or theory underlying the invention
- \*X\* document of particular relevance; the claimed invention cannot be considered novel or cannot be considered to involve an inventive step when the document is taken alone
- \*Y\* document of particular relevance; the claimed invention cannot be considered to involve an inventive step when the document is combined with one or more other such documents, such combination being obvious to a person skilled in the art.
- \* & \* document member of the same patent family

Date of the actual completion of the international search  17 June 2004	Date of mailing of the international search report  29/06/2004
---	--

Name and mailing address of the ISA European Patent Office, P.B. 5818 Patentlaan 2 NL - 2280 HV Rijswijk Tel. (+31-70) 340-2040, Tx. 31 651 epo nl, Fax: (+31-70) 340-3016	Authorized officer  Van Bijlen, H
--	---

# INTERNATIONAL SEARCH REPORT

International application No.  
PCT/US 03/39101

## Box I Observations where certain claims were found unsearchable (Continuation of item 1 of first sheet)

This International Search Report has not been established in respect of certain claims under Article 17(2)(a) for the following reasons:

1.  Claims Nos.:  
because they relate to subject matter not required to be searched by this Authority, namely:  

Although claim 26 is directed to a method of treatment of the human/animal body, the search has been carried out and based on the alleged effects of the compound/composition.
2.  Claims Nos.:  
because they relate to parts of the International Application that do not comply with the prescribed requirements to such an extent that no meaningful International Search can be carried out, specifically:
3.  Claims Nos.:  
because they are dependent claims and are not drafted in accordance with the second and third sentences of Rule 6.4(a).

## Box II Observations where unity of invention is lacking (Continuation of item 2 of first sheet)

This International Searching Authority found multiple inventions in this international application, as follows:

1.  As all required additional search fees were timely paid by the applicant, this International Search Report covers all searchable claims.
2.  As all searchable claims could be searched without effort justifying an additional fee, this Authority did not invite payment of any additional fee.
3.  As only some of the required additional search fees were timely paid by the applicant, this International Search Report covers only those claims for which fees were paid, specifically claims Nos.:
4.  No required additional search fees were timely paid by the applicant. Consequently, this International Search Report is restricted to the invention first mentioned in the claims; it is covered by claims Nos.:

### Remark on Protest

- The additional search fees were accompanied by the applicant's protest.
- No protest accompanied the payment of additional search fees.

## INTERNATIONAL SEARCH REPORT

Information on patent family members

International Application No

PCT/US 03/39101

Patent document cited in search report		Publication date	Patent family member(s)	Publication date
WO 0039111	A	06-07-2000	AU 2054700	A 31-07-2000
			CA 2358091	A1 06-07-2000
			EP 1140881	A1 10-10-2001
			WO 0039111	A1 06-07-2000
			US 2003191153	A1 09-10-2003
			US 2003199504	A1 23-10-2003
			US 2003199505	A1 23-10-2003
			US 2003212069	A1 13-11-2003
			US 6610704	B1 26-08-2003
WO 0196303	A	20-12-2001	AU 5414000	A 02-01-2001
			AU 6255301	A 24-12-2001
			AU 6406501	A 24-12-2001
			AU 6408101	A 24-12-2001
			AU 7422001	A 24-12-2001
			BR 0111451	A 24-06-2003
			CA 2375920	A1 21-12-2000
			CA 2411798	A1 20-12-2001
			CA 2411805	A1 20-12-2001
			CN 1438999	T 27-08-2003
			EP 1192132	A2 03-04-2002
			EP 1289972	A1 12-03-2003
			EP 1289950	A1 12-03-2003
			EP 1289953	A1 12-03-2003
			EP 1289954	A1 12-03-2003
			WO 0196296	A1 20-12-2001
			WO 0196303	A1 20-12-2001
			WO 0196323	A1 20-12-2001
			WO 0196304	A1 20-12-2001
			HR 20020997	A2 29-02-2004
			HU 0300720	A2 28-07-2003
			JP 2003502314	T 21-01-2003
			JP 2004503532	T 05-02-2004
			JP 2004503547	T 05-02-2004
			NO 20025665	A 25-11-2002
			SK 17222002	A3 04-11-2003
			US 2002151724	A1 17-10-2002
US 2003109706	A1 12-06-2003			
US 2003078438	A1 24-04-2003			