

(12) STANDARD PATENT
(19) AUSTRALIAN PATENT OFFICE

(11) Application No. **AU 2011269429 B2**

(54) Title
Benzodioxole or benzodioxepine heterocyclic compounds phosphodiesterase inhibitors

(51) International Patent Classification(s)
C07D 493/10 (2006.01) **A61P 17/00** (2006.01)
A61K 31/443 (2006.01) **A61P 25/00** (2006.01)
A61K 31/4433 (2006.01) **A61P 35/00** (2006.01)
A61K 31/4436 (2006.01) **A61P 37/00** (2006.01)
A61P 9/00 (2006.01) **C07D 495/10** (2006.01)
A61P 11/00 (2006.01)

(21) Application No: **2011269429** (22) Date of Filing: **2011.06.24**

(87) WIPO No: **WO11/160632**

(30) Priority Data

(31) Number	(32) Date	(33) Country
61/358,209	2010.06.24	US

(43) Publication Date: **2011.12.29**

(44) Accepted Journal Date: **2015.07.09**

(71) Applicant(s)
LEO Pharma A/S

(72) Inventor(s)
Nielsen, Simon Feldbaek

(74) Agent / Attorney
Callinans, PO Box 1189, Hartwell, VIC, 3124

(56) Related Art
WO 2008/104175 A2

(12) INTERNATIONAL APPLICATION PUBLISHED UNDER THE PATENT COOPERATION TREATY (PCT)

(19) World Intellectual Property Organization
International Bureau



(43) International Publication Date
29 December 2011 (29.12.2011)

(10) International Publication Number
WO 2011/160632 A1

(51) International Patent Classification:

C07D 493/10 (2006.01) *A61P 17/00* (2006.01)
C07D 495/10 (2006.01) *A61P 9/00* (2006.01)
A61K 31/4433 (2006.01) *A61P 25/00* (2006.01)
A61K 31/4436 (2006.01) *A61P 35/00* (2006.01)
A61K 31/443 (2006.01) *A61P 37/00* (2006.01)
A61P 11/00 (2006.01)

(21) International Application Number:

PCT/DK2011/000069

(22) International Filing Date:

24 June 2011 (24.06.2011)

(25) Filing Language:

English

(26) Publication Language:

English

(30) Priority Data:

61/358,209 24 June 2010 (24.06.2010) US

(71) Applicant (for all designated States except US): **LEO Pharma A/S** [DK/DK]; Industriparken 55, DK-2750 Ballerup (DK).

(72) Inventor; and

(75) Inventor/Applicant (for US only): **NIELSEN, Simon Feldbæk** [DK/DK]; c/o Leo Pharma A/S, Industriparken 55, DK-2750 Ballerup (DK).

(74) Agent: **THALSØ-MADSEN, Birgit**; Senior Patent Counsel, Leo Pharma A/S, Industriparken 55, DK-2750 Ballerup (DK).

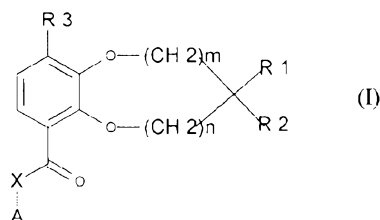
(81) Designated States (unless otherwise indicated, for every kind of national protection available): AE, AG, AL, AM, AO, AT, AU, AZ, BA, BB, BG, BH, BR, BW, BY, BZ, CA, CH, CL, CN, CO, CR, CU, CZ, DE, DK, DM, DO, DZ, EC, EE, EG, ES, FI, GB, GD, GE, GH, GM, GT, HN, HR, HU, ID, IL, IN, IS, JP, KE, KG, KM, KN, KP, KR, KZ, LA, LC, LK, LR, LS, LT, LU, LY, MA, MD, ME, MG, MK, MN, MW, MX, MY, MZ, NA, NG, NI, NO, NZ, OM, PE, PG, PH, PL, PT, RO, RS, RU, SC, SD, SE, SG, SK, SL, SM, ST, SV, SY, TH, TJ, TM, TN, TR, TT, TZ, UA, UG, US, UZ, VC, VN, ZA, ZM, ZW.

(84) Designated States (unless otherwise indicated, for every kind of regional protection available): ARIPO (BW, GH, GM, KE, LR, LS, MW, MZ, NA, SD, SL, SZ, TZ, UG, ZM, ZW), Eurasian (AM, AZ, BY, KG, KZ, MD, RU, TJ, TM), European (AL, AT, BE, BG, CH, CY, CZ, DE, DK, EE, ES, FI, FR, GB, GR, HR, HU, IE, IS, IT, LT, LU, LV, MC, MK, MT, NL, NO, PL, PT, RO, RS, SE, SI, SK, SM, TR), OAPI (BF, BJ, CF, CG, CI, CM, GA, GN, GQ, GW, ML, MR, NE, SN, TD, TG).

Published:

— with international search report (Art. 21(3))

(54) Title: BENZODIOXOLE OR BENZODIOXEPINE HETEROCYCLIC COMPOUNDS PHOSPHODIESTERASE INHIBITORS



(57) Abstract: Compounds of the general formula (I) wherein each of m and n is independently 0 or 1; R₁ and R₂, together with the carbon atom to which they are attached, form a heterocyclic ring comprising one or two heteroatoms selected from oxygen, sulfur, -S(O)- and -S(O)₂-; R₃ is -CHF₂, -CF₃, -OCHF₂, -OCF₃, -SCHF₂ or -SCF₃; X is a bond, -CH₂-, or -NH-; A is aryl, cycloalkyl, cycloalkenyl, arylalkyl, heteroaryl, heteroarylalkyl, heterocycloalkyl or heterocycloalkenyl, optionally substituted with one or more, same or different substituents selected from R₄; and R₄ is hydrogen, amino, thio, alkyl, haloalkyl, hydroxyalkyl, alkoxy, haloalkoxy, halogen, oxo, thia, or hydroxy; or pharmaceutically acceptable salts, hydrates or solvates thereof, have been found to exhibit PDE4 inhibiting activity, and may therefore be useful in the treatment of inflammatory diseases and disorders.

WO 2011/160632 A1

BENZODIOXOLE OR BENZODIOXEPINE HETEROCYCLIC COMPOUNDS AS PHOSPHODIESTERASE INHIBITORS

FIELD OF INVENTION

- 5 The present invention relates to novel compounds with phosphodiesterase inhibitory activity, as well as to their use as therapeutic agents in the treatment of inflammatory diseases and conditions.

BACKGROUND OF THE INVENTION

- 10 Phosphodiesterases are enzymes that catalyse the hydrolysis of cyclic AMP and/or cyclic GMP in cells to 5-AMP and 5-GMP, respectively, and as such they are critical to cellular regulation of cAMP or cGMP levels. Of the 11 phosphodiesterases identified so far, phosphodiesterase (PDE) 4, PDE7 and PDE8 are selective for cAMP. PDE4 is the most important modulator of cAMP expressed in immune and inflammatory cells such as
- 15 neutrophils, macrophages and T-lymphocytes (Z. Huang and J.A. Mancini, *Current Med. Chem.* 13, 2006, pp. 3253-3262). As cAMP is a key second messenger in the modulation of inflammatory responses, PDE4 has been found to regulate inflammatory responses of inflammatory cells by modulating proinflammatory cytokines such as TNF α , IL-2, IFN- γ , GM-CSF and LTB $_4$. Inhibition of PDE4 has therefore become an attractive target for the
- 20 therapy of inflammatory diseases such as asthma, chronic obstructive pulmonary disease (COPD), rheumatoid arthritis, atopic dermatitis, Crohn's disease etc. (M.D. Houslay et al., *Drug Discovery Today* 10 (22), 2005, pp. 1503-1519). As atopic dermatitis (AD) patients have increased PDE-activity, PDE4-inhibition would also appear to be a viable treatment of AD (*Journal of Investigative Dermatology* (1986), 87(3),
- 25 372-6).

- The PDE4 gene family consists at least of four genes, A, B, C and D, which have a high degree of homology (V. Boswell Smith and D. Spina, *Curr. Opinion Investig. Drugs* 6(11), 2006, pp. 1136-1141). The four PDE4 isoforms are differentially expressed in
- 30 different tissues and cell types. Thus, PDE4B is predominantly expressed in monocytes and neutrophils, but not in cortex and epithelial cells, while PDE4D is expressed in lung, cortex, cerebellum and T-cells (C. Kroegel and M. Foerster, *Exp. Opinion Investig. Drugs* 16(1), 2007, pp. 109-124). It has been speculated that inhibition of PDE4D in the brain is associated with the adverse effects found when administering PDE4 inhibitors
- 35 clinically, primarily nausea and emesis, whereas inhibition of PDE4B is associated with anti-inflammatory effects (B. Lipworth, *Lancet* 365, 2005, pp. 167-175). However, the

PDE inhibitors developed so far are not believed to be specific for any of the four PDE4 isoforms.

5 Numerous PDE4 inhibitors have been studied for their therapeutic effect on inflammatory diseases, primarily asthma, inflammatory bowel disease and COPD. The first of these, theophylline, is a weak, non-selective phosphodiesterase inhibitor used in the treatment of respiratory diseases such as asthma and COPD. Treatment with theophylline may, however, give rise to both mild and severe adverse effects, e.g. arrhythmia and convulsions, restricting the clinical utility of theophylline (Kroegel and Foerster, *supra*).
10 As phosphodiesterase has remained an attractive target for anti-inflammatory therapy, several other, more selective PDE4 inhibitors have been developed and investigated in a clinical setting. The clinical development of many of the first-generation PDE4 inhibitors such as rolipram was discontinued due to dose-limiting side effects, primarily nausea and emesis. Second-generation PDE4 inhibitors with apparently less pronounced adverse
15 effects are currently in clinical trials (Houslay, *supra*).

Recently developed PDE-4 inhibitors are for example disclosed in EP 0771794 and EP 0943613. WO 96/31476 discloses structurally different 4-substituted-3,5-dichloropyridines which are inhibitors of cyclic AMP phosphodiesterase.

20 WO 2008/104175 discloses 4-substituted 3,5-dichloropyridine compounds wherein the substituent comprises a spiro benzodioxole or benzodioxepine heterocyclic ring system. These compounds are disclosed to be PDE4 inhibitors, and are intended for topical administration as they are subjected to degradation when administered orally.

25 An overview of preclinical and clinical trials with selective PDE4 inhibitors, including such inhibitors aimed for the treatment of atopic dermatitis and psoriasis, was recently given in *Inflammation & Allergy: Drug Targets*, 2007, 6(1), 17-26.

30 There is a continued need for developing novel PDE4 inhibitors which have a more favourable therapeutic window, i.e. fewer adverse effects upon oral administration, while retaining their therapeutic anti-inflammatory effect.

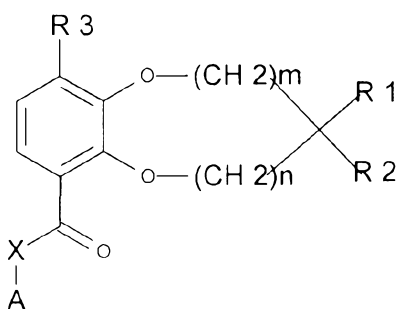
SUMMARY OF THE INVENTION

35 The inventors have surprisingly found that the compounds of the present invention exhibit PDE4 inhibitory activity upon oral administration and may be useful as

therapeutic agents for systemic treatment of inflammatory allergic diseases such as bronchial asthma, COPD, allergic rhinitis, and nephritis; autoimmune diseases such as rheumatoid arthritis, multiple sclerosis, Crohn's disease, and systemic lupus erythematosus; diseases of the central nervous system such as depression, amnesia, and dementia; organopathy associated with ischemic reflux caused by cardiac failure, shock, and cerebrovascular diseases, and the like; insulin-resistant diabetes; wounds; and other diseases where inflammation plays a part in the etiology or progression of the disease.

- Compounds of the present invention may also be beneficial in preventing, treating or ameliorating a variety of diseases, such as dermal diseases or conditions, such as proliferative and inflammatory skin disorders and in particular psoriasis, epidermal inflammation, alopecia, skin atrophy, steroid induced skin atrophy, skin ageing, photo skin ageing, acne, dermatitis, atopic dermatitis, seborrheic dermatitis, contact dermatitis, urticaria, pruritis, and eczema.

Accordingly, the present invention relates to a compound of general formula I



I

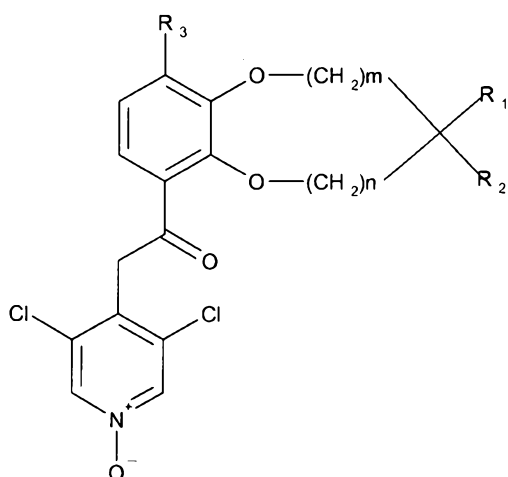
- wherein
- each of m and n is independently 0 or 1;
- R₁ and R₂, together with the carbon atom to which they are attached, form a heterocyclic ring comprising one or two heteroatoms selected from oxygen, sulfur, -S(O)- and -S(O)₂-;
- R₃ is -CHF₂, -CF₃, -OCHF₂, -OCF₃, -SCHF₂ or -SCF₃;
- X is a bond, -CH₂-, or -NH-;
- A is aryl, cycloalkyl, cycloalkenyl, arylalkyl, heteroaryl, heteroarylalkyl, heterocycloalkyl or heterocycloalkenyl, optionally substituted with one or more, same or different substituents selected from R₄; and
- R₄ is hydrogen, amino, thio, alkyl, haloalkyl, hydroxyalkyl, alkoxy, haloalkoxy, halogen, oxo, thia, or hydroxy;

or a pharmaceutically acceptable salt, hydrate, or solvate thereof.

Compounds of a similar chemical structure are known from WO 2008/104175. These compounds are generally known to be quickly metabolised and inactivated upon systemic/oral administration as the methoxy group ($R_3=OCH_3$) is cleaved to a hydroxyl group ($R_3=OH$) as shown in example 15. However, in the compounds of this invention, metabolism of R_3 and hence inactivation is substantially reduced. Thus, for instance when A is 3,5-dichloropyridine the compounds of formula IIa are metabolised to the metabolically more stable and active N-oxide (IIb) and when A is 3,5-dichloropyridine-N-oxide the compounds are generally metabolically stable making the compounds suited for systemic, in particular oral, administration – cf. example 15.

In another aspect, the invention relates to compounds of general formula I for use in therapy.

In an embodiment of the invention there is provided a compound of general formula IIb



IIb

wherein each of m and n is independently 0 or 1; R_1 and R_2 , together with the carbon atom to which they are attached, form a heterocyclic ring comprising one or two heteroatoms selected from oxygen, sulfur, -S(O)- and -S(O)₂-; R_3 is -CHF₂, -CF₃, -OCHF₂, -OCF₃, -SCHF₂ or -SCF₃; or a pharmaceutically acceptable salt, hydrate or solvate thereof.

DETAILED DISCLOSURE OF THE INVENTION

Definitions

The term "hydrocarbon radical" is intended to indicate a radical containing only hydrogen and carbon atoms, it may contain one or more double and/or triple carbon-carbon bonds, and it may comprise cyclic moieties in combination with branched or linear moieties. Said hydrocarbon comprises 1-20 carbon atoms, and preferably comprises 1-12, e.g. 1-6, e.g. 1-4, e.g. 1-3, e.g. 1-2 carbon atoms. The term includes alkyl, alkenyl, cycloalkyl, cycloalkenyl, alkynyl and aryl, arylalkyl.

The term "aryl" is intended to indicate a radical of aromatic carbocyclic rings comprising 6-20 carbon atoms, such as 6-14 carbon atoms, preferably 6-10 carbon atoms, in particular 5- or 6-membered rings, optionally fused carbocyclic rings with at least one aromatic ring, such as phenyl, naphthyl, indenyl and indanyl.

The term "heteroaryl" is intended to indicate radicals of heterocyclic aromatic rings comprising 1-6 heteroatoms (selected from O, S and N) and 1-20 carbon atoms, such as 1-5 heteroatoms and 1-10 carbon atoms, such as 1-5 heteroatoms and 1-6 carbon atoms, such as 1-5 heteroatoms and 1-3 carbon atoms, in particular 5- or 6-membered rings with 1-4 heteroatoms selected from O, S and N, or optionally fused bicyclic rings with 1-4 heteroatoms, and wherein at least one ring is aromatic, e.g. pyridyl, quinolyl,

isoquinolyl, indolyl, tetrazolyl, thiazolyl, imidazolyl, pyrazolyl, oxazolyl, isoxazolyl, thienyl, pyrazinyl, isothiazolyl, benzimidazolyl and benzofuranyl.

In the present context, the term "alkyl" is intended to indicate the radical obtained when one hydrogen atom is removed from a hydrocarbon. Said alkyl comprises 1-20, preferably 1-12, such as 1-6, such as 1-4 carbon atoms. The term includes the subclasses normal alkyl (*n*-alkyl), secondary and tertiary alkyl, such as methyl, ethyl, *n*-propyl, isopropyl, *n*-butyl, isobutyl, *sec.*-butyl, *tert.*-butyl, pentyl, isopentyl, hexyl and isohexyl.

The term "cycloalkyl" is intended to indicate a saturated cycloalkane radical comprising 3-20 carbon atoms, preferably 3-10 carbon atoms, in particular 3-8 carbon atoms, such as 3-6 carbon atoms, including fused bicyclic rings, e.g. cyclopropyl, cyclobutyl, cyclopentyl, cyclohexyl, or cycloheptyl.

The term "heterocycloalkyl" is intended to indicate a cycloalkane radical as described above, wherein one or more carbon atoms are replaced by heteroatoms, comprising 1-19 carbon atoms, e.g. 2-4 carbon atoms, further comprising 1-6 heteroatoms, preferably 1, 2, or 3 heteroatoms, selected from O, N, or S, which may optionally be oxidised once or twice, e.g. [1,3]dioxole, oxetane, [1,3]dioxolane, [1,3]dioxane, tetrahydrothiopyran, tetrahydrothiopyran-1,1-dioxide, tetrahydrothiopyran-1-oxide, piperidine, tetrahydrothiophene, [1,3]-dithiane, thietane, [1,3]-dithiane-1,3-dioxide, or thietane-1-oxide, or including fused bicyclic rings with 1-4 heteroatoms, wherein at least one ring comprises a heteroatom, and wherein the other ring may for example be a carbocyclic ring, e.g. isoindolyl.

The term "cycloalkenyl" is intended to indicate mono-, di- tri- or tetraunsaturated non-aromatic cyclic hydrocarbon radicals, comprising 3-20 carbon atoms, including fused bicyclic rings, typically comprising 3-10 carbon atoms, such as 3, 4, or 6 carbon atoms, e.g. cyclopropenyl, cyclobutenyl, cyclopentenyl, cyclohexenyl, cycloheptenyl.

The term "heterocycloalkenyl" is intended to indicate a cycloalkene radical as described above, wherein one or more carbon atoms are replaced by heteroatoms, comprising 1-19 carbon atoms, e.g. 2-4 carbon atoms, further comprising 1-6 heteroatoms, preferably 1, 2, or 3 heteroatoms, selected from O, N, or S, including fused bicyclic rings with 1-4 heteroatoms, wherein at least one ring comprises a heteroatom and wherein the other

ring may for example be a carbocyclic ring, e.g. dihydrofuranyl, or 2,5-dihydro-1H-pyrrolyl.

The term "arylalkyl" is intended to indicate an aryl radical as defined above covalently joined to an alkyl group, e.g. benzyl.

The term "heteroarylalkyl" is intended to indicate a heteroaryl radical as defined above covalently joined to an alkyl group.

The term "halogen" is intended to indicate a substituent from the 7th main group of the periodic table, such as fluoro, chloro, bromo and iodo.

The term "haloalkyl" is intended to indicate an alkyl group as defined above substituted with one or more halogen atoms as defined above, e.g. difluoromethyl.

The term "hydroxyalkyl" is intended to indicate an alkyl group as defined above substituted with one or more hydroxy, e.g. hydroxymethyl, hydroxyethyl, hydroxypropyl.

The term "alkoxy" is intended to indicate a radical of the formula -OR', wherein R' is alkyl as indicated above, e.g. methoxy, ethoxy, n-propoxy, isopropoxy, butoxy, etc.

The term "alkoxycarbonyl" is intended to indicate a radical of the formula -C(O)-O-R', wherein R' is alkyl as indicated above, e.g. methoxycarbonyl, ethoxycarbonyl, n-propoxycarbonyl, isopropoxycarbonyl, etc.

The term "alkylcarbonyl" is intended to indicate a radical of the formula -C(O)-R', wherein R' is alkyl as indicated above, e.g. ethanoyl, acetyl.

The term "heterocyclic ring" is intended to indicate a heteroaryl, heterocycloalkyl and heterocycloalkenyl, wherein one or more carbon atoms are replaced by heteroatoms, comprising 1-19 carbon atoms, e.g. 2-4 carbon atoms, further comprising 1-6 heteroatoms, preferably 1,2, or 3 heteroatoms, selected from O, N, or S, which may optionally be oxidised once or twice, e.g. [1,3]dioxole, oxetane, [1,3]dioxolane, [1,3]dioxane, tetrahydrothiopyran, tetrahydrothiopyran-1,1-dioxide, tetrahydrothiopyran-1-oxide, piperidine, tetrahydrothiophene, [1,3]-dithiane, thietane, [1,3]-dithiane-1,3-dioxide, or thietane-1-oxide, or including fused bicyclic rings with 1-4

heteroatoms, wherein at least one ring comprises a heteroatom, and wherein the other ring may for example be a carbocyclic ring, e.g. isoindolyl.

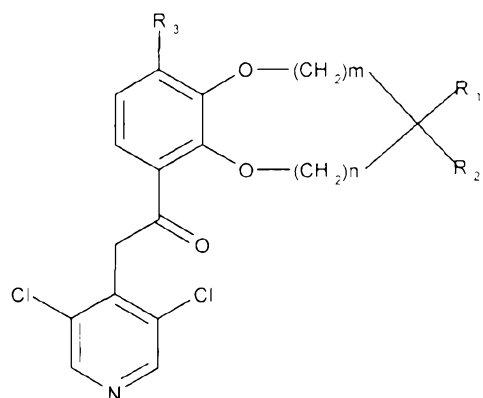
The term "pharmaceutically acceptable salt" is intended to indicate salts prepared by reacting a compound of formula I with a suitable inorganic or organic acid, such as hydrochloric, hydrobromic, hydroiodic, sulfuric, nitric, phosphoric, formic, acetic, 2,2-dichloroacetic, adipic, ascorbic, L-aspartic, L-glutamic, galactaric, lactic, maleic, L-malic, phthalic, citric, propionic, benzoic, glutaric, gluconic, D-glucuronic, methanesulfonic, salicylic, succinic, malonic, tartaric, benzenesulfonic, ethane-1,2-disulfonic, 2-hydroxyethanesulfonic acid, toluenesulfonic, sulfamic or fumaric acid. Pharmaceutically acceptable salts of compounds of formula I may also be prepared by reaction with a suitable base such as sodium hydroxide, potassium hydroxide, magnesium hydroxide, calcium hydroxide, silver hydroxide, ammonia or the like, or suitable non-toxic amines, such as lower alkylamines, for example triethylamine, hydroxy-lower alkylamines, for example 2-hydroxyethylamine, bis-(2-hydroxyethyl)-amine, cycloalkylamines, for example dicyclohexylamine, or benzylamines, for example N,N'-dibenzylethylenediamine, and dibenzylamine, or L-arginine or L-lysine. Salts obtained by reaction with a suitable base include, but are not limited to sodium salts, choline salts, 2-(dimethylamino)-ethanol salts, 4-(2-hydroxyethyl)-morpholine salts, L-lysine salts, N-(2-hydroxyethyl)-pyrrolidine salts, ethanolamine salts, potassium salts, tetrabutylammonium salts, benzyltrimethylammonium salts, cetyltrimethylammonium salts, tetramethylammonium salts, tetrapropylammonium salts, tris(hydroxymethyl)aminomethane salts, N-methyl-D-glucamine salts, silver salts, benzethonium salts, and triethanolamine salts.

The term "solvate" is intended to indicate a species formed by interaction between a compound, e.g. a compound of formula I, and a solvent, e.g. alcohol, glycerol or water, wherein said species are in a solid form. When water is the solvent, said species is referred to as a hydrate.

Embodiments of the invention

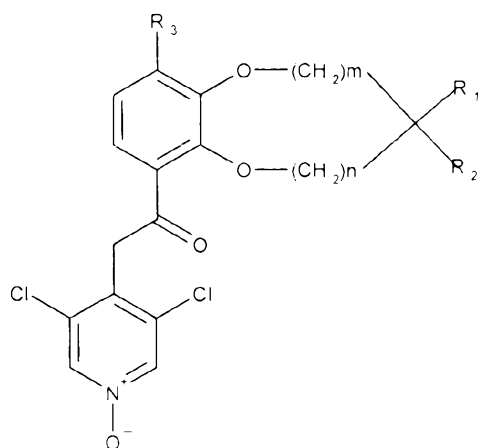
In currently favoured embodiments, the invention relates to compounds of general formula I wherein X is -CH₂- or -NH-.

In another embodiment, the invention relates to compounds of general formula IIa



IIa

5 or IIb



IIb

wherein m , n , R_1 , R_2 and R_3 are as described above.

- 10 In one embodiment, m and n in formula IIa and IIb are both 0. In another embodiment, m and n in formula IIa and IIb are both 1.

In an embodiment, R_3 is $-\text{OCHF}_2$ or $-\text{OCF}_3$, such as $-\text{OCHF}_2$.

- 15 In another embodiment, R_3 is $-\text{SCHF}_2$ or $-\text{SCF}_3$.

In an embodiment, R_1 and R_2 , together with the carbon atom to which they are attached, form a 4-, 5- or 6-membered heterocyclic ring. The heterocyclic ring may comprise one heteroatom, e.g. selected from oxygen or $-\text{S}(\text{O})_2$. Specific examples of
 20 heterocyclic rings are tetrahydropyran, oxetane, [1,3]dioxolane, [1,3]dioxane,

tetrahydrothiopyran, tetrahydrothiopyran-1,1-dioxide, tetrahydrothiopyran-1-oxide, tetrahydrothiophene, [1,3]-dithiane, thietane, [1,3]-dithiane-1,3-dioxide, thietane-1-oxide, or thiethane-1,1-dioxide.

- 5 Specific examples of compounds of the invention are
- 2-(3,5-Dichloropyridin-4-yl)-1-{9-difluoromethoxy-spiro[2H-1,5-benzodioxepin-3(4H),3'-oxetane]-6-yl}ethanone (compound 101)
- 2-(3,5-Dichloro-1-oxido-pyridin-4-yl)-1-{9-difluoromethoxy-spiro[2H-1,5-benzodioxepin-3(4H),3'-oxetane]-6-yl}ethanone (compound 102)
- 10 2-(3,5-Dichloropyridin-4-yl)-1-{9-diflouromethoxy-spiro[2H-1,5-benzodioxepin-3(4H),4'-tetrahydropyran]-6-yl}ethanone (compound 103)
- 2-(3,5-Dichloro-1-oxido-pyridin-4-yl)-1-{9-difluoromethoxy-spiro[2H-1,5-benzodioxepin-3(4H),4'-tetrahydropyran]-6-yl}ethanone (compound 104)
- 15 2-(3,5-Dichloropyridine-4-yl)-1-(7-difluoromethoxy-2',3',5',6'-tetrahydro-spiro[1,3-benzodioxole-2,4'-(4H)-pyran]-4-yl)ethanone (compound 105)
- 2-(3,5-Dichloro-1-oxido-pyridine-4-yl)-1-(7-difluoromethoxy-2',3',5',6'-tetrahydro-spiro[1,3-benzodioxole-2,4'-(4H)-pyran]-4-yl)ethanone (compound 106)
- 2-(3,5-Dichloropyridine-4-yl)-1-(7-difluoromethoxy-2',3',5',6'-tetrahydro-spiro[1,3-benzodioxole-2,4'-(4H)-thiopyran]-4-yl)ethanone (compound 107)
- 20 2-(3,5-Dichloro-1-oxido-pyridine-4-yl)-1-(7-difluoromethoxy-2',3',5',6'-tetrahydro-spiro[1,3-benzodioxole-2,4'-(4H)-thiopyran-1',1'-dioxide]-4-yl)ethanone (compound 108)
- 2-(3,5-Dichloropyridine-4-yl)-1-(7-difluoromethoxy-2',3',5',6'-tetrahydro-spiro[1,3-benzodioxole-2,4'-(4H)-thiopyran-1',1'-dioxide]-4-yl)ethanone (compound 109)
- 25 N-(3,5-Dichloro-4-pyridyl)-7-Difluoromethoxy-2',3',5',6'-tetrahydro-spiro[1,3-benzodioxole-2,4'-(4H)-thiopyran]-4-carbamide (compound 110)
- N-(3,5-dichloro-1-oxo-4-pyridyl)-7-(difluoromethoxy)-1',1'-dioxo-spiro[1,3-benzodioxole-2,4'-thiane]-4-carboxamide (compound 111)

30

The compounds of of the present invention may typically have a molecular weight below 800 Dalton, such as below 750 Dalton, e.g. below 700 Dalton, or below 650, 600, 550, or 500 Dalton.

- 35 The compounds of the invention may be obtained in crystalline form either directly by concentration from an organic solvent or by crystallisation or recrystallisation from an organic solvent or mixture of said solvent and a cosolvent that may be organic or

inorganic, such as water. The crystals may be isolated in essentially solvent-free form or as a solvate, such as a hydrate. The invention covers all crystalline modifications and forms and also mixtures thereof.

5 Compounds of the invention may or may not comprise asymmetrically substituted (chiral) carbon atoms which give rise to the existence of isomeric forms, e.g. enantiomers and possibly diastereomers. The present invention relates to all such isomers, either in pure form or as mixtures thereof (e.g. racemates). Pure stereoisomeric forms of the compounds and the intermediates of this invention may be
10 obtained by the application of procedures known in the art. The various isomeric forms may be separated by physical separation methods such as selective crystallization and chromatographic techniques, e.g. liquid chromatography using chiral stationary phases. Enantiomers may be separated from each other by the selective crystallization of their diastereomeric salts with optically active amines, such as l-ephedrine. Alternatively,
15 enantiomers may be separated by chromatographic techniques using chiral stationary phases. Said pure stereoisomeric forms may also be derived from the corresponding pure stereoisomeric forms of the appropriate starting materials, provided that the reaction occurs stereoselectively or stereospecifically. Preferably, if a specific stereoisomer is desired, said compound will be synthesized by stereoselective or
20 stereospecific methods of preparation. These methods will advantageously employ chiral pure starting materials.

Compounds of the invention, optionally in combination with other active compounds, may be useful for the treatment of dermal diseases or conditions, or acute or chronic
25 cutaneous wound disorders, in particular for the treatment of proliferative and inflammatory skin disorders, psoriasis, cancer, epidermal inflammation, alopecia, skin atrophy, steroid induced skin atrophy, skin ageing, photo skin ageing, acne, dermatitis, atopic dermatitis, seborrheic dermatitis, contact dermatitis, urticaria, pruritis, and eczema.

30 Besides being useful for human treatment, the compounds of the present invention may also be useful for veterinary treatment of animals including mammals such as horses, cattle, sheep, pigs, dogs, and cats.

35 For use in therapy, compounds of the present invention are typically in the form of a pharmaceutical composition. The invention therefore relates to a pharmaceutical composition comprising a compound of formula Ia or Ib, optionally together with one or

more other therapeutically active compound(s), together with a pharmaceutically acceptable excipient or vehicle. The excipient must be "acceptable" in the sense of being compatible with the other ingredients of the composition and not deleterious to the recipient thereof.

5

Conveniently, the active ingredient comprises from 0.05-99.9% by weight of the formulation.

10

In the form of a dosage unit, the compound may be administered one or more times a day at appropriate intervals, always depending, however, on the condition of the patient, and in accordance with the prescription made by the medical practitioner. Conveniently, a dosage unit of a formulation contain between 0.1 mg and 1000 mg, preferably between 1 mg and 100 mg, such as 5-50 mg of a compound of formula I.

15

A suitable dosage of the compound of the invention will depend, inter alia, on the age and condition of the patient, the severity of the disease to be treated and other factors well known to the practising physician. The compound may be administered either orally, parenterally or topically according to different dosing schedules, e.g. daily or with weekly intervals. In general a single dose will be in the range from 0.01 to 400 mg/kg body weight. The compound may be administered as a bolus (i.e. the entire daily dosis is administered at once) or in divided doses two or more times a day.

20

In the context of topical treatment it may be more appropriate to refer to a "usage unit", which denotes a single dose which is capable of being administered to a patient, and which may be readily handled and packed, remaining as a physically and chemically stable unit dose comprising either the active material as such or a mixture of it with solid or liquid pharmaceutical diluents or carriers.

25

The term "usage unit" in connection with topical use means a unitary, i.e. a single dose capable of being administered topically to a patient in an application per square centimetre of the infected area of from 0.1 mg to 10 mg, and preferably from 0.2 mg to 1 mg, of the active ingredient in question.

30

It is also envisaged that in certain treatment regimes, administration with longer intervals, e.g. every other day, every week, or even with longer intervals may be beneficial.

35

If the treatment involves administration of another therapeutically active compound it is recommended to consult *Goodman & Gilman's The Pharmacological Basis of Therapeutics*, 9th Ed., J.G. Hardman and L.E. Limbird (Eds.), McGraw-Hill 1995, for useful dosages of said compounds.

5

The administration of a compound of the present invention with one or more other active compounds may be either concomitantly or sequentially.

10

The formulations include e.g. those in a form suitable for oral (including sustained or timed release), rectal, parenteral (including subcutaneous, intraperitoneal, intramuscular, intraarticular and intravenous), transdermal, ophthalmic, topical, dermal, nasal or buccal administration. Topical administration of the claimed formulation is particularly suitable.

15

The formulations may conveniently be presented in dosage unit form and may be prepared by any of the methods well known in the art of pharmacy, e.g. as disclosed in Remington, *The Science and Practice of Pharmacy*, 20th ed., 2000. All methods include the step of bringing the active ingredient into association with the carrier, which constitutes one or more accessory ingredients. In general, the formulations are prepared by

20

uniformly and intimately bringing the active ingredient into association with a liquid carrier or a finely divided solid carrier or both, and then, if necessary, shaping the product into the desired formulation.

25

Formulations of the present invention suitable for oral administration may be in the form of discrete units as capsules, sachets, tablets or lozenges, each containing a predetermined amount of the active ingredient; in the form of a powder or granules; in the form of a solution or a suspension in an aqueous liquid or non-aqueous liquid, such as ethanol or glycerol; or in the form of an oil-in-water emulsion or a water-in-oil emulsion. Such oils may be edible oils, such as e.g. cottonseed oil, sesame oil, coconut oil or

30

peanut oil. Suitable dispersing or suspending agents for aqueous suspensions include synthetic or natural gums such as tragacanth, alginate, acacia, dextran, sodium carboxymethylcellulose, gelatin, methylcellulose, hydroxypropylmethylcellulose, hydroxypropylcellulose, carbomers and polyvinylpyrrolidone. The active ingredients may also be administered in the form of a bolus, electuary or paste.

35

A tablet may be made by compressing or moulding the active ingredient optionally with one or more accessory ingredients. Compressed tablets may be prepared by

compressing, in a suitable machine, the active ingredient(s) in a free-flowing form such as a powder or granules, optionally mixed by a binder, such as e.g. lactose, glucose, starch, gelatine, acacia gum, tragacanth gum, sodium alginate, carboxymethylcellulose, methylcellulose, hydroxypropylmethylcellulose, polyethylene glycol, waxes or the like; a
5 lubricant such as e.g. sodium oleate, sodium stearate, magnesium stearate, sodium benzoate, sodium acetate, sodium chloride or the like; a disintegrating agent such as e.g. starch, methylcellulose, agar, bentonite, croscarmellose sodium, sodium starch glycollate, crospovidone or the like or a dispersing agent, such as polysorbate 80. Moulded tablets may be made by moulding, in a suitable machine, a mixture of the
10 powdered active ingredient and suitable carrier moistened with an inert liquid diluent.

Formulations for rectal administration may be in the form of suppositories in which the compound of the present invention is admixed with low melting water soluble or insoluble solids such as cocoa butter, hydrogenated vegetable oils, polyethylene glycol or
15 fatty acids esters of polyethylene glycols, while elixirs may be prepared using myristyl palmitate.

Formulations suitable for parenteral administration conveniently comprise a sterile oily or aqueous preparation of the active ingredients, which is preferably isotonic with the
20 blood of the recipient, e.g. isotonic saline, isotonic glucose solution or buffer solution. The formulation may be conveniently sterilised by for instance filtration through a bacteria retaining filter, addition of sterilising agent to the formulation, irradiation of the formulation or heating of the formulation. Liposomal formulations as disclosed in e.g. Encyclopedia of Pharmaceutical Technology, vol.9, 1994, are also suitable for parenteral
25 administration.

Alternatively, the compounds of formula I may be presented as a sterile, solid preparation, e.g. a freeze-dried powder, which is readily dissolved in a sterile solvent immediately prior to use.

30

Transdermal formulations may be in the form of a plaster or a patch.

Formulations suitable for ophthalmic administration may be in the form of a sterile aqueous preparation of the active ingredients, which may be in microcrystalline form, for
35 example, in the form of an aqueous microcrystalline suspension. Liposomal formulations or biodegradable polymer systems e.g. as disclosed in Encyclopedia of Pharmaceutical

Technology, vol.2, 1989, may also be used to present the active ingredient for ophthalmic administration.

Formulations suitable for topical or ophthalmic administration include liquid or
5 semi-liquid preparations such as liniments, lotions, gels, sprays, foams, oil-in-water or water-in-oil emulsions such as creams, ointments or pastes; or solutions or suspensions such as drops. Compositions for ophthalmic treatment may preferably additionally contain a cyclodextrin.

- 10 For topical administration, the compound of formula I may typically be present in an amount of from 0.01 to 20% by weight of the composition, such as 0.1% to about 10 %, but may also be present in an amount of up to about 50% of the composition.

- Formulations suitable for nasal or buccal administration include powder, self-propelling
15 and spray formulations, such as aerosols and atomisers. Such formulations are disclosed in greater detail in e.g. Modern Pharmaceutics, 2nd ed., G.S. Banker and C.T. Rhodes (Eds.), page 427-432, Marcel Dekker, New York; Modern Pharmaceutics, 3th ed., G.S. Banker and C.T. Rhodes (Eds.), page 618-619 and 718-721, Marcel Dekker, New York and Encyclopedia of Pharmaceutical Technology, vol. 10, J. Swarbrick and J.C. Boylan
20 (Eds), page 191-221, Marcel Dekker, New York.

- In addition to the aforementioned ingredients, the formulations of a compound of formula I may include one or more additional ingredients such as diluents, buffers, flavouring agents, colourant, surface active agents, thickeners, preservatives, e.g.
25 methyl hydroxybenzoate (including anti-oxidants), emulsifying agents and the like.

- When the active ingredient is administered in the form of salts with pharmaceutically acceptable non-toxic acids or bases, preferred salts are for instance easily water-soluble or slightly soluble in water, in order to obtain a particular and appropriate rate of
30 absorption.

- The pharmaceutical composition may additionally comprise one or more other active components conventionally used in the treatment of dermal disease or conditions, e.g. selected from the group consisting of glucocorticoids, vitamin D and vitamin D
35 analogues, antihistamines, platelet activating factor (PAF) antagonists, anticholinergic agents, methylxanthines, β -adrenergic agents, COX-2 inhibitors, salicylates, indomethacin, flufenamate, naproxen, timegadine, gold salts, penicillamine, serum

cholesterol lowering agents, retinoids, zinc salts, salicylazosulfapyridine and calcineurin inhibitors.

5 The invention is described in further detail in the following examples which are not in any way intended to limit the scope of the invention as claimed.

METHODS OF PREPARATION

The compounds of the present invention can be prepared in a number of ways well known to those skilled in the art of synthesis. The compounds of formula I may for
10 example be prepared using the reactions and techniques outlined below together with methods known in the art of synthetic organic chemistry, or variations thereof as appreciated by those skilled in the art. Preferred methods include, but are not limited to, those described below. The reactions are carried out in solvents appropriate to the reagents and materials employed and suitable for the transformations being effected.
15 Also, in the synthetic methods described below, it is to be understood that all proposed reaction conditions, including choice of solvent, reaction atmosphere, reaction temperature, duration of experiment and work-up procedures, are chosen to be conditions of standard for that reaction, which should be readily recognized by one skilled in the art. Not all compounds falling into a given class may be compatible with
20 some of the reaction conditions required in some of the methods described. Such restrictions to the substituents which are compatible with the reaction conditions will be readily apparent to one skilled in the art and alternative methods can be used.

Starting materials are either known compounds which are commercially available, or
25 they may be prepared by routine synthetic methods well known to a person skilled in the art.

The compounds of the present invention or any intermediate may be purified if required using standard methods well known to a synthetic organic chemist, e.g. methods
30 described in "Purification of Laboratory Chemicals", 5th ed. 2003. Starting materials are either known compounds, commercially available, or they may be prepared by routine synthetic methods well known to a person skilled in the art.

GENERAL PROCEDURES, PREPARATIONS AND EXAMPLES

35 ¹H nuclear magnetic resonance (NMR) spectra were recorded at 300 MHz and ¹³C NMR spectra at 75.6 MHz. Chemical shift values (δ , in ppm) are quoted in the specified solvent relative to internal tetramethylsilane (δ = 0.00) or chloroform (δ = 7.25) or

deuteriochloroform ($\delta = 76.81$ for ^{13}C NMR) standards. The value of a multiplet, either defined (doublet (d), triplet (t), quartet (q)) or not (m) at the approximate mid point is given unless a range is quoted. (bs) indicates a broad singlet. The organic solvents used were usually anhydrous. Chromatography was performed on Merck silica gel 60 (0.040 - 5 0-063 mm). The solvent ratios indicated refer to v:v unless otherwise noted.

The following abbreviations have been used throughout:

	DCM	dichloromethane
	DMF	N,N'-Dimethylformamide
10	DMSO	dimethyl sulfoxide
	Et	ethyl
	EtOAc	ethyl acetate
	h	hour
	L	litre
15	LDA	lithium diisopropylamide
	LiHMDS	lithium Hexamethyldisilazide
	m	milli
	Me	methyl
	MeOH	methanol
20	NMR	nuclear magnetic resonance
	ppt	precipitate
	rt	room temperature
	TsCl	<i>p</i> -toluenesulphonyl chloride
	THF	tetrahydrofuran
25	v	volume

Preparative HPLC/MS

Preparative HPLC/MS was performed on a Dionex APS-system with two Shimadzu PP150
30 prep. pumps and a Thermo MSQ Plus mass spectrometer. Column: Waters XTerra C-18,
150 mm x 19 mm, 5 μm ; solvent system: A = water (0.1 % formic acid) and B =
acetonitrile (0.1 % formic acid); flow rate = 18 mL/min; method (10 min): Linear
gradient method going from 10 % B to 100 % B in 6 minutes and staying at 100 % B for
another 2 minutes. The fractions were collected based on ion traces of relevant ions and
35 PDA signal (240-400 nm).

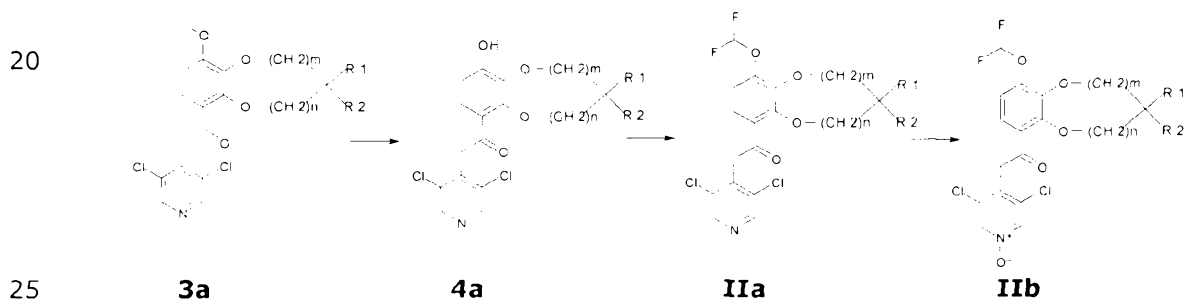
Analytical HPLC/MS

Method A: Analytical HPLC/MS was performed on a Dionex APS-system with a P680A analytical pump and a Thermo MSQ Plus mass spectrometer. Column: Waters XTerra C-18, 150 mm x 4.6 mm, 5 μ m; solvent system: A = water (0.1 % formic acid) and B = acetonitrile (0.1 % formic acid); flow rate = 1.0 mL/min; method (10 min): Linear gradient method going from 10 % B to 100 % B in 6.6 minutes and staying at 100 % B for another 1.5 minutes.

Method B: Analytical HPLC/MS was performed on a system consisting of a Waters 2795 HPLC, Micromass ZQ mass spectrometer, Waters 996 PDA. Column: Waters XTerra C-18, 50 mm x 3.0 mm, 5 μ m; solvent system: A = water:acetonitrile 95:5 (0.05 % formic acid) and B = acetonitrile (0.05 % formic acid); flow rate = 1.0 mL/min; method (8 min): Linear gradient method going from 10 % B to 100 % B in 6.0 minutes and staying at 100 % B for 1 minute.

General procedure of preparation:

The compounds of the invention can for example be prepared as follows. Compounds of the general formula **IIa** and **IIb**, wherein n , m , R_1 , R_2 are as defined above and $R_3 \equiv \text{OCF}_2\text{H}$ can be prepared as follows:



Starting materials of formula **3a** are prepared according to standard procedures known to a person skilled in the art (WO 2008/104175). Selective de-alkylation of **3a** using a sulphur nucleophile e.g. t-dodecyl mercaptane affords **4a**.

Reaction of compounds with formula **4a** with sodium chlorodifluoroacetate in the presence of a base e.g. K_2CO_3 in a suitable solvent such as DMF at temperatures from room temperature to 140°C give compounds of the formula **IIa**.

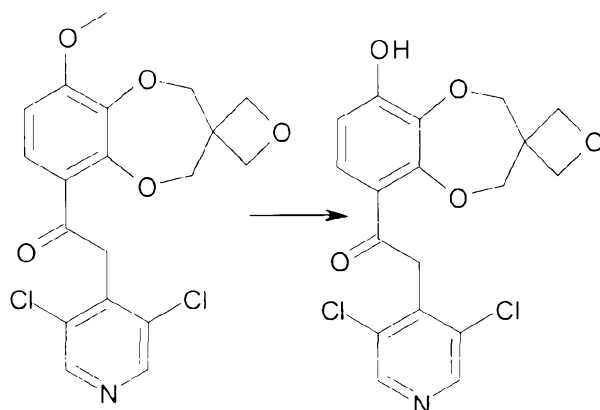
Oxidation of **IIa** with 3-chloroperbenzoic acid or H_2O_2 /methyltrioxorhenium(VII) in a suitable solvent such as DCM afforded compounds of the general formula **IIb**

Compounds of the general formula I wherein X=-NH- can for example be prepared as described in WO 2008/104175, which is hereby incorporated by reference, and as described in example 10 and example 11 in the present application..

5

Preparation 1:

2-(3,5-Dichloropyridin-4-yl)-1-{9-hydroxy-spiro[2H-1,5-benzodioxepin-3(4H),3'-oxetane]-6-yl}ethanone (compound 401)



10

A solution of 2-(3,5-Dichloropyridin-4-yl)-1-{9-methoxy-spiro[2H-1,5-benzodioxepin-3(4H),3'-oxetane]-6-yl}ethanone (272mg, 0.7mmol) in anhydrous DMF (4mL) was added K₂CO₃ (916mg, 7mmol) and *t*-dodecyl mercaptan (3.12 ml, 13 mmol). The mixture was heated, with stirring, at 140°C in a sealed tube for 16h. The mixture was allowed to cool to r.t. and water (20ml) was added. After neutralisation with 4N HCl the mixture was extracted with DCM. The combined organic phase was washed with brine, dried over MgSO₄ and evaporated to dryness under reduced pressure. Chromatography yielded the product **401**.

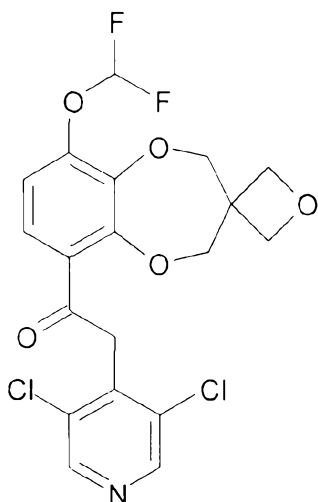
15

20

¹H NMR (300 MHz, DMSO) δ 8.65 (s, 2H), 7.36 (d, J = 8.8 Hz, 1H), 6.68 (d, J = 8.8 Hz, 1H), 4.64 (s, 2H), 4.54 (s, 2H), 4.53-4.42 (m, 4H), 4.33 (s, 2H).

Example 1

2-(3,5-Dichloropyridin-4-yl)-1-{9-difluoromethoxy-spiro[2H-1,5-benzodioxepin-3(4H),3'-oxetane]-6-yl}ethanone (compound 101)

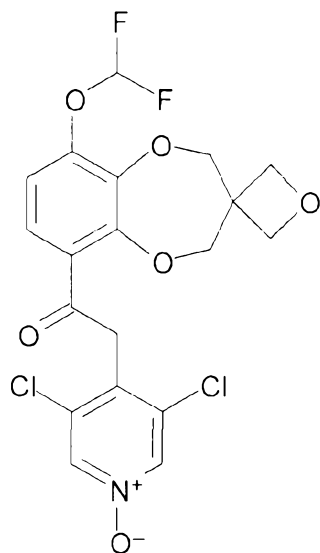


- 5 A solution of 2-(3,5-Dichloropyridin-4-yl)-1-{9-hydroxy-spiro[2H-1,5-benzodioxepin-3(4H),3'-oxetane]-6-yl}ethanone [**401**](1.66g, 4.2mmol) in DMF (12mL) and water (1.3ml) was added K₂CO₃ (1.45g, 10.5mmol) and sodium chlorodifluoroacetate (1.28g, 8.4 mmol). The mixture was heated under Argon, with stirring, at 100°C in a sealed tube for 1.5h. Additional 950mg of sodium chlorodifluoroacetate was added and heating
- 10 was continued for 1h. Additional 950mg of sodium chlorodifluoroacetate and 1.45g K₂CO₃ was added, heating continued for 5h. Another portion of 950mg of sodium chlorodifluoroacetate and 1.45g K₂CO₃ was added, heating continued for 2h. The mixture was allowed to cool to rt, added water (200ml) and pH was adjusted to 3 using 4N HCl. The mixture was extracted with DCM and the combined organic phase was
- 15 washed with brine, dried over MgSO₄ and evaporated to dryness under reduced pressure. Chromatography yielded 793mg of the product **101**.

¹H NMR (300 MHz, CDCl₃) δ 8.51 (s, 2H), 7.46 (d, J = 8.7 Hz, 1H), 6.96 (d, J = 8.7 Hz, 1H), 6.64 (t, J = 74 Hz, 1H), 4.68 – 4.56 (m, 8H), 4.56 – 4.46 (bs, 2H).

20 Example 2:

2-(3,5-Dichloro-1-oxido-pyridin-4-yl)-1-{9-difluoromethoxy-spiro[2H-1,5-benzodioxepin-3(4H),3'-oxetane]-6-yl}ethanone (compound 102)



A solution of 2-(3,5-Dichloropyridin-4-yl)-1-{9-difluoromethoxy-spiro[2H-1,5-benzodioxepin-3(4H),3'-oxetane]-6-yl}ethanone [**101**] (792mg, 1.8mmol) in DCM (15ml) was added 3-chloroperbenzoic acid (1.2g, 7mmol) and the mixture was stirred at
 5 rt for 4h. Additional 3-chloroperbenzoic acid (0.6g, 3.5mmol) was added and stirring was continued for 16h. The reaction mixture was washed with Na₂CO₃ and subsequently brine, dried over MgSO₄ and evaporated to dryness under reduced pressure.

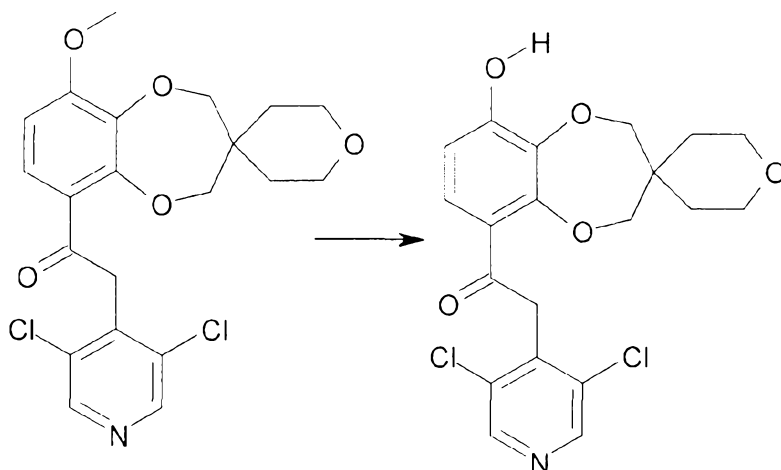
Chromatography yielded an almost pure product which subsequently was suspended in EtOAc and filtered off yielding 464mg of **102**

10 ¹H NMR (300 MHz, CDCl₃) δ 8.22 (s, 2H), 7.47 (d, J = 8.8 Hz, 1H), 6.97 (d, J = 8.8 Hz, 1H), 6.63 (t, J=74Hz, 1H), 4.70 – 4.59 (m, 6H), 4.56 (bs, 2H), 4.52 (bs, 2H).

15

Preparation 2:

2-(3,5-Dichloropyridin-4-yl)-1-{9-hydroxy-spiro[2H-1,5-benzodioxepin-3(4H),4'-tetrahydropyran]-6-yl}ethanone (compound 402)

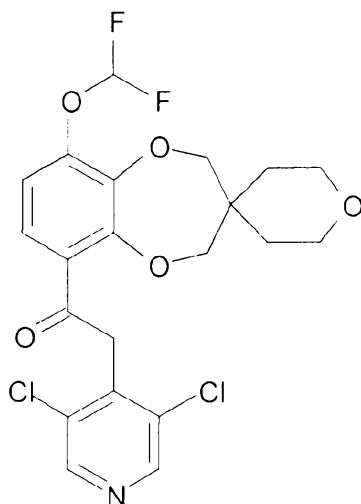


A solution of 2-(3,5-Dichloropyridin-4-yl)-1-{9-methoxy-spiro[2H-1,5-benzodioxepin-3(4H),4'-tetrahydropyran]-6-yl}ethanone (351mg, 0.8mmol) in anhydrous DMF (6mL) was added K₂CO₃ (1.1g, 8mmol) and *t*-dodecyl mercaptan (3.8 ml, 16 mmol). The mixture was heated, with stirring, at 140°C in a sealed tube for 22h. The mixture was allowed to cool to r.t. and water was added. After neutralisation with 4N HCl the mixture was extracted with DCM (2x50ml). The combined organic phase was extracted twice with 2N NaOH. The aqueous phase was washed twice with DCM, neutralised with 4N HCl and finally extracted with DCM. The organic phase was washed with brine, dried over MgSO₄ and evaporated to dryness under reduced pressure. Chromatography yielded the product **402** as a yellow powder (118mg)

¹H NMR (300 MHz, CDCl₃) δ 8.49 (s, 2H), 7.51 (d, J = 8.8 Hz, 1H), 6.70 (d, J = 8.8 Hz, 1H), 6.30 (s, 1H), 4.60 (s, 2H), 4.27 (s, 2H), 4.21 (s, 2H), 3.91 – 3.55 (m, 4H), 1.76 (t, J = 5.5 Hz, 4H).

Example 3:

2-(3,5-Dichloropyridin-4-yl)-1-{9-difluoromethoxy-spiro[2H-1,5-benzodioxepin-3(4H),4'-tetrahydropyran]-6-yl}ethanone (compound 103)



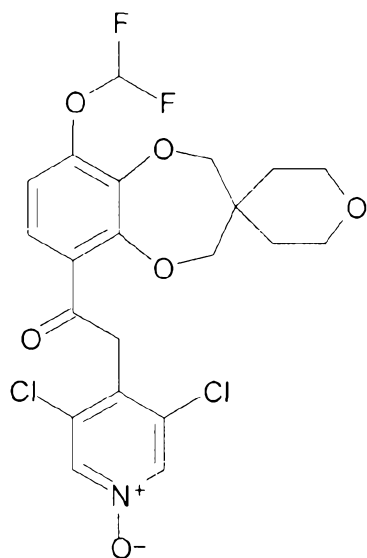
A solution of 2-(3,5-Dichloropyridin-4-yl)-1-{9-hydroxy-spiro[2H-1,5-benzodioxepin-3(4H),4'-tetrahydropyran]-6-yl}ethanone [**402**] (118mg, 0.28mmol) in anhydrous DMF (6mL) was added K₂CO₃ (76mg, 0.55mmol) and sodium chlorodifluoroacetate (84mg, 0.55mmol). The mixture was heated under Argon, with stirring, at 100°C in a sealed tube for 1.5h. Additional K₂CO₃ (76mg, 0.55mmol) and sodium chlorodifluoroacetate (84mg, 0.55mmol) was added and stirring was continued at 80°C for 6h. The mixture was allowed to cool to rt, added water and the mixture was neutralised using 4N HCl. The mixture was extracted with DCM and the combined organic phase was washed with brine, dried over MgSO₄ and evaporated to dryness under reduced pressure.

Chromatography yielded 40mg of the product **103**.

¹H NMR (300 MHz, CDCl₃) δ 8.50 (s, 2H), 7.44 (d, J = 8.7 Hz, 1H), 6.91 (d, J = 8.7 Hz, 1H), 6.63 (t, J = 7.4 Hz, 1H), 4.62 (s, 2H), 4.27 (s, 2H), 4.22 (s, 2H), 3.87 – 3.58 (m, 4H), 1.85 – 1.62 (m, 4H).

Example 4:

2-(3,5-Dichloro-1-oxido-pyridin-4-yl)-1-{9-difluoromethoxy-spiro[2H-1,5-benzodioxepin-3(4H),4'-tetrahydropyran]-6-yl}ethanone (compound 104)

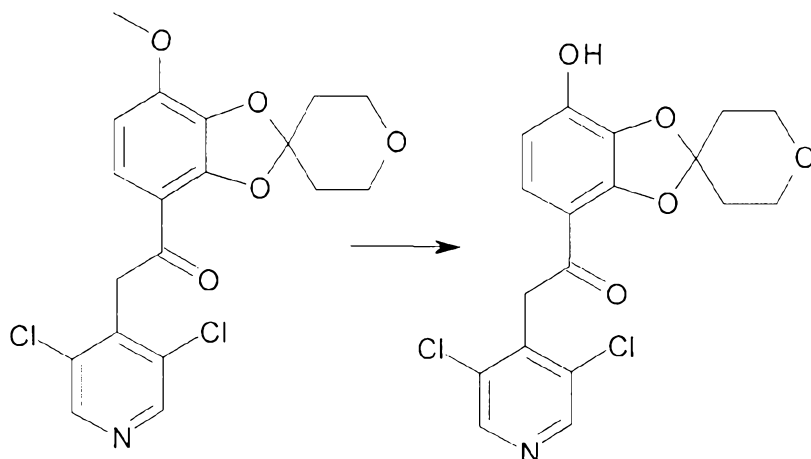


A solution of 2-(3,5-Dichloropyridin-4-yl)-1-{9-difluoromethoxy-spiro[2H-1,5-benzodioxepin-3(4H),4'-tetrahydropyran]-6-yl}ethanone [**103**] (37mg, 0.08mmol) in DCM (3ml) was added 3-chloroperbenzoic acid (54mg, 0.3mmol) and the mixture was stirred at rt for 16h. Additional 3-chloroperbenzoic acid (27mg, 0.18mmol) was added and stirring was continued for 5h. The reaction mixture was washed with Na₂CO₃ and subsequently brine, dried over MgSO₄ and evaporated to dryness under reduced pressure. Chromatography yielded 33mg of the product **104**.

¹H NMR (600 MHz, CDCl₃) δ 8.21 (s, 2H), 7.45 (d, J = 8.8 Hz, 1H), 6.93 (d, J = 8.7 Hz, 1H), 6.64 (t, J=74Hz, 1H), 4.55 (s, 2H), 4.28 (s, 2H), 4.24 (s, 2H), 3.86 – 3.61 (m, 4H), 1.89 – 1.64 (m, 4H).

15 Preparation 3:

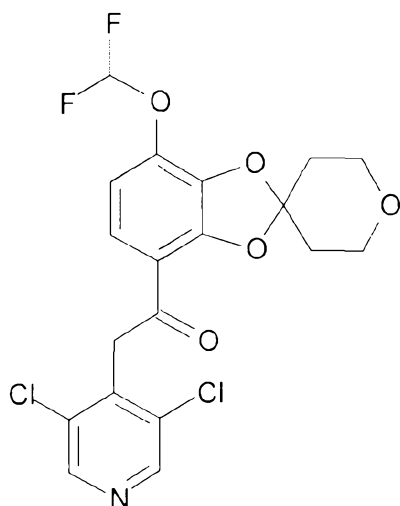
2-(3,5-Dichloropyridine-4-yl)-1-(7-hydroxy-2',3',5',6'-tetrahydro-spiro[1,3-benzodioxole-2,4'-(4H)-pyran]-4-yl)ethanone (compound 403).



A solution of 2-(3,5-Dichloropyridine-4-yl)-1-(7-methoxy-2',3',5',6'-tetrahydro-
 5 spiro[1,3-benzodioxole-2,4'-(4H)-pyran]-4-yl)ethanone (325mg, 0.8mmol) in
 anhydrous DMF (5mL) was added K₂CO₃ (1.1g, 8mmol) and *t*-dodecyl mercaptan (3.7
 ml, 16 mmol). The mixture was heated, with stirring, at 140°C in a sealed tube for 16h.
 The mixture was allowed to cool to r.t. and water was added. After neutralisation with
 4N HCl the mixture was extracted with DCM (2x50ml). The combined organic phase was
 10 extracted twice with 2N NaOH. The aqueous phase was washed twice with DCM,
 neutralised with 4N HCL and finally extracted with DCM (3x75ml). The organic phase
 was dried over MgSO₄ and evaporated to dryness under reduced pressure.
 Chromatography yielded the product **403** as a white powder (192mg)
¹H NMR (300 MHz, DMSO) δ 8.65 (s, 2H), 7.95 (s, 1H), 7.25 (d, J = 9.0 Hz, 1H), 6.56
 15 (d, J = 8.9 Hz, 1H), 4.59 (s, 2H), 3.92 – 3.67 (m, 4H), 2.21 – 1.94 (m, 4H).

Example 5:

2-(3,5-Dichloropyridine-4-yl)-1-(7-difluoromethoxy-2',3',5',6'-tetrahydro-spiro[1,3-
 benzodioxole-2,4'-(4H)-pyran]-4-yl)ethanone (compound 105)

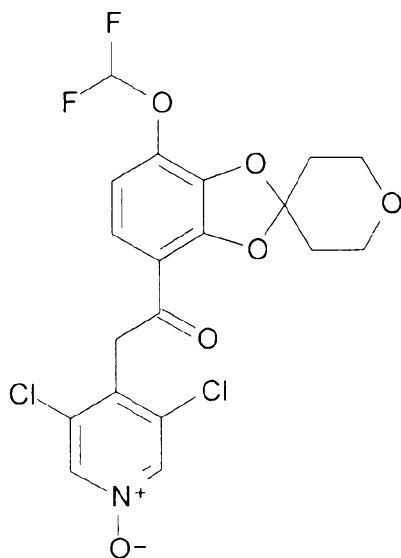


A solution of 2-(3,5-Dichloropyridine-4-yl)-1-(7-hydroxy-2',3',5',6'-tetrahydro-spiro[1,3-benzodioxole-2,4'-(4H)-pyran]-4-yl)ethanone [**403**] (188mg, 0.47mmol) in
 5 anhydrous DMF (10mL) was added K₂CO₃ (98mg, 0.7mmol) and sodium
 chlorodifluoroacetate (108.5mg, 0.7mmol). The mixture was heated under Argon, with
 stirring, at 100°C in a sealed tube for 45min. Additional K₂CO₃ (65mg, 0.47mmol) and
 sodium chlorodifluoroacetate (72mg, 0.47mmol) was added and stirring was continued
 at 100°C for 30min. The mixture was allowed to cool to rt, filtered and evaporated to
 10 dryness under reduced pressure. HPLC purification yielded Chromatography yielded
 89mg of the product **105**.

¹H NMR (300 MHz, CDCl₃) δ 8.52 (s, 2H), 7.46 (d, J = 9.1 Hz, 1H), 6.81 (d, J=9.0, 1H),
 6.74 (t, J=73Hz, 1H), 4.60 (s, 2H), 4.05 – 3.83 (m, 4H), 2.21 (t, J = 5.5 Hz, 4H).

15 Example 6:

2-(3,5-Dichloro-1-oxido-pyridine-4-yl)-1-(7-difluoromethoxy-2',3',5',6'-tetrahydro-spiro[1,3-benzodioxole-2,4'-(4H)-pyran]-4-yl)ethanone (compound 106)

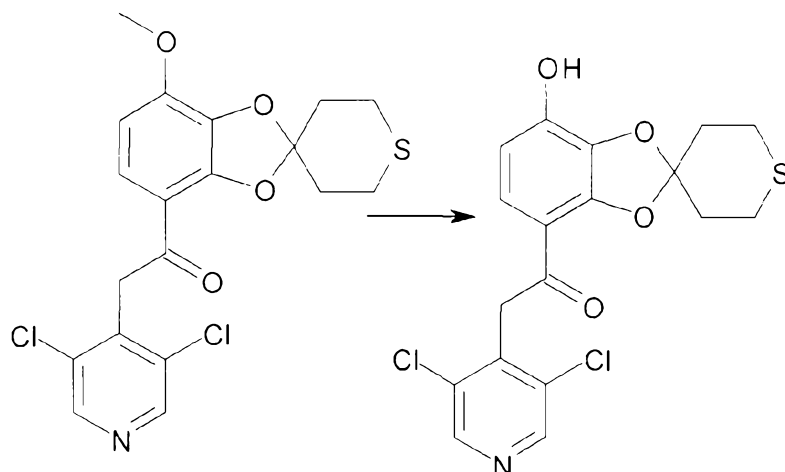


To a solution of 2-(3,5-Dichloropyridine-4-yl)-1-(7-difluoromethoxy-2',3',5',6'-tetrahydro-spiro[1,3-benzodioxole-2,4'-(4H)-pyran]-4-yl)ethanone [**105**] (89 mg, 0.2 mmol) in dichloromethane (4 mL) was added 30% H₂O₂ (68 µL, 0.6mmol) and
 5 methyltrioxorhenium(VII) (25 mg). The mixture was stirred at room temperature overnight, added MnO₂ (5 mg) and was stirred for 10min. After filtration and evaporated to dryness under reduced pressure, standard HPLC purification afforded 33 mg of the product **106**.

¹H NMR (300 MHz, CDCl₃) δ 8.22 (s, 2H), 7.46 (d, J = 9.1 Hz, 1H), 6.81 (d, J = 9.1 Hz, 1H), 6.74 (t, J = 73Hz, 1H), 4.53 (s, 2H), 4.08 – 3.88 (m, 4H) 2.21 (t, J = 5.5 Hz, 4H).

Preparation 4:

2-(3,5-Dichloropyridine-4-yl)-1-(7-hydroxy-2',3',5',6'-tetrahydro-spiro[1,3-benzodioxole-2, 4'-(4H)-thiopyran]-4-yl)ethanone (compound 404)

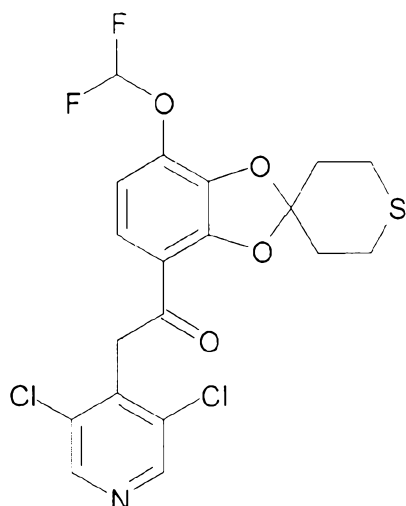


- A solution of 2-(3,5-Dichloropyridine-4-yl)-1-(7-methoxy-2',3',5',6'-tetrahydro-spiro[1,3-benzodioxole-2,4'-(4H)-thiopyran]-4-yl)ethanone (8.3g, 19.5mmol) in anhydrous DMF (80mL) was added K₂CO₃ (27g, 195mmol) and *t*-dodecyl mercaptan (92 ml, 390 mmol). The mixture was heated, with stirring, at 140°C in a sealed tube for 21h. Additional K₂CO₃ (13g) and *t*-dodecyl mercaptan (45ml) was added. Stirring was continued for additional 5h. The mixture was allowed to cool to r.t. and water was added. After neutralisation with 4N HCl the mixture was extracted with DCM (3x200ml). The combined organic phase was washed with brine, dried over MgSO₄ and evaporated to dryness under reduced pressure. Flash chromatography gave a crude product that was re-dissolved in DCM and subsequently extracted twice with 2N NaOH. The aqueous phase was washed twice with DCM, neutralised with 4N HCL and finally extracted with DCM (3x150ml). The organic phase was washed with brine, dried over MgSO₄ and evaporated to dryness under reduced pressure. Chromatography yielded 2.56g of the product **404**.

¹H NMR (300 MHz, CDCl₃) δ 8.52 (s, 2H), 7.38 (d, J = 9.0Hz, 1H), 6.54 (d, J = 9.0 Hz, 1H), 4.60 (s, 2H), 2.94 – 2.77 (m, 4H), 2.46 – 2.15 (m, 4H).

20 Example 7:

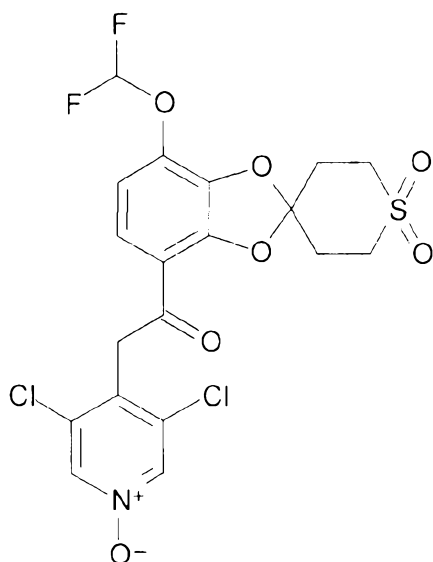
2-(3,5-Dichloropyridine-4-yl)-1-(7-difluoromethoxy-2',3',5',6'-tetrahydro-spiro[1,3-benzodioxole-2,4'-(4H)-thiopyran]-4-yl)ethanone (compound 107)



- A solution of 2-(3,5-Dichloropyridine-4-yl)-1-(7-hydroxy-2',3',5',6'-tetrahydro-spiro[1,3-benzodioxole-2, 4'-(4H)-thiopyran]-4-yl)ethanone [**404**] (4.27g, 10.4mmol) in anhydrous DMF (120mL) was added K₂CO₃ (2.16g, 15.6mmol) and sodium chlorodifluoroacetate (2.47g, 15.6mmol). The mixture was heated under Argon, with stirring, at 100°C for 40min. The mixture was allowed to cool to rt, added water (500ml) and extracted with EtOAc (2x400ml). The combined organic phase was washed with water (500ml) and saturated NaCl solution (150ml) followed by drying over Na₂SO₄ and evaporated to dryness under reduced pressure. Chromatography yielded 2.64g of the product **107** a yellow-white powder.
- ¹H NMR (400 MHz, DMSO) δ 8.67 (s, 2H), 7.61 – 7.09 (m, 2H), 6.93 (d, J = 9.0 Hz, 1H), 4.67 (s, 2H), 3.05 – 2.74 (m, 4H), 2.42 – 2.16 (m, 4H).

Example 8:

2-(3,5-Dichloro-1-oxido-pyridine-4-yl)-1-(7-difluoromethoxy-2',3',5',6'-tetrahydro-spiro[1,3-benzodioxole-2, 4'-(4H)-thiopyran-1',1'-dioxide]-4-yl)ethanone (compound 108).

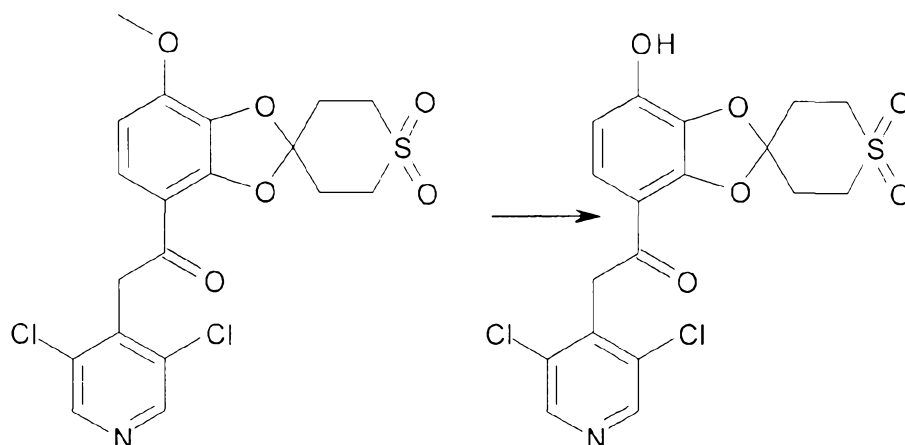


A solution of 2-(3,5-Dichloropyridine-4-yl)-1-(7-difluoromethoxy-2',3',5',6'-tetrahydro-spiro[1,3-benzodioxole-2,4'-(4H)-thiopyran]-4-yl)ethanone [**107**] (2.64g, 5.7mmol) in chloroform (40ml) was slowly added a solution of 3-chloroperbenzoic acid (5.76g, 25.7mmol) in chloroform (50ml) – keeping the temperature between 21°C and 24°C. The mixture was stirred at rt for 19h and added to a NaHCO₃(aq) solution. The organic phase was washed with an aqueous solution of NaCl. The aqueous phases were extracted with DCM. The combined organic phases was dried over Na₂SO₄ and evaporated to dryness under reduced pressure. Chromatography yielded 1.95 g of the product **108** as a white powder.

¹H NMR (300 MHz, CDCl₃) δ 8.23 (s, 2H), 7.52 (d, J = 9.1 Hz, 1H), 6.89 (d, J = 9.1Hz, 1H), 6.70 (t, J=72Hz, 1H), 4.48 (s, 2H), 3.50 – 3.18 (m, 4H), 2.83 – 2.55 (m, 4H).

15 Preparation 5:

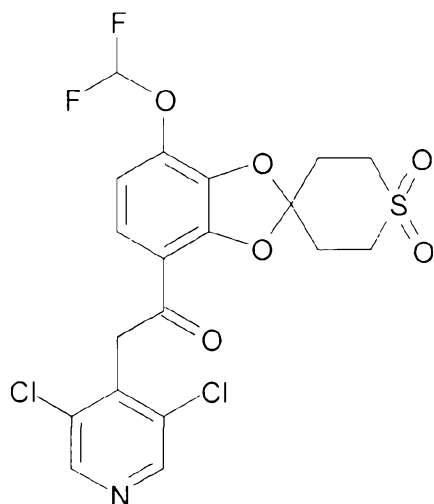
2-(3,5-Dichloropyridine-4-yl)-1-(7-hydroxy-2',3',5',6'-tetrahydro-spiro[1,3-benzodioxole-2,4'-(4H)-thiopyran-1',1'-dioxide]-4-yl)ethanone (compound 405)



A solution of 2-(3,5-Dichloropyridine-4-yl)-1-(7-methoxy-2',3',5',6'-tetrahydro-spiro[1,3-benzodioxole-2,4'-(4H)-thiopyran-1',1'-dioxide]-4-yl)ethanone (415mg, 0.91mmol) in anhydrous DMF (10mL) was added K₂CO₃ (1.25g, 9.1mmol) and *t*-dodecyl mercaptan (4.3 ml, 18 mmol). The mixture was heated, with stirring, at 140°C in a sealed tube for 16h. The mixture was allowed to cool to r.t. and water was added. After neutralisation with 4N HCl the mixture was extracted with EtOAc (2x50ml). The combined organic phase was extracted twice with 2N NaOH. The aqueous phase was washed twice with EtOAc, neutralised with 4N HCL and finally extracted with EtOAc (2x100ml). The organic phase was washed with brine, dried over MgSO₄ and evaporated to dryness under reduced pressure. Chromatography yielded 204mg of the product **405**. ¹H NMR (300 MHz, DMSO) δ 8.65 (s, 2H), 7.95 (s, 1H), 7.28 (d, J = 9.0 Hz, 1H), 6.59 (d, J = 8.9 Hz, 1H), 4.64 (s, 2H), 3.6-3.3 (m, 4H), 2.65 – 2.50 (m, 4H).

15 Example 9:

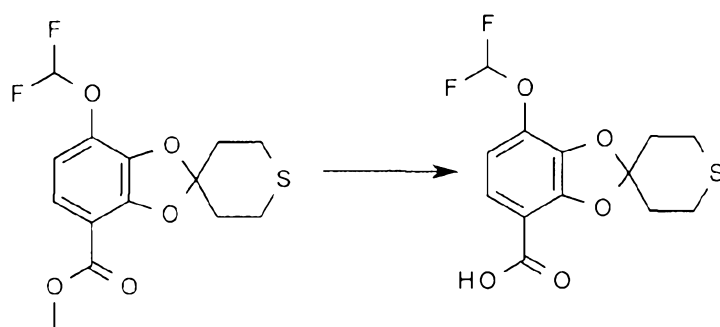
2-(3,5-Dichloropyridine-4-yl)-1-(7-difluoromethoxy-2',3',5',6'-tetrahydro-spiro[1,3-benzodioxole-2,4'-(4H)-thiopyran-1',1'-dioxide]-4-yl)ethanone (compound 109)



- A solution of 2-(3,5-Dichloropyridine-4-yl)-1-(7-hydroxy-2',3',5',6'-tetrahydro-spiro[1,3-benzodioxole-2,4'-(4H)-thiopyran-1',1'-dioxide]-4-yl)ethanone [**405**] (202mg, 0.45mmol) in anhydrous DMF (10mL) was added K₂CO₃ (126mg, 0.9mmol) and sodium chlorodifluoroacetate (139mg, 0.9mmol). The mixture was heated under Argon, with stirring, at 100°C for 1h. Additional K₂CO₃ (63mg, 0.45mmol) and sodium chlorodifluoroacetate (69mg, 0.45mmol) was added and the reaction was heated for another hour. The mixture was allowed to cool to rt, filtered and evaporated to dryness under reduced pressure. Chromatography yielded 69mg of the product **109**.
¹H NMR (300 MHz, CDCl₃) δ 8.53 (s, 2H), 7.52 (d, J = 9.1 Hz, 1H), 6.89 (d, J~9Hz, 1H), 6.69 (t, J= 72Hz, 1H), 4.56 (s, 2H), 3.56 – 3.15 (m, 4H), 2.91 – 2.50 (m, 4H).

Preparation 6

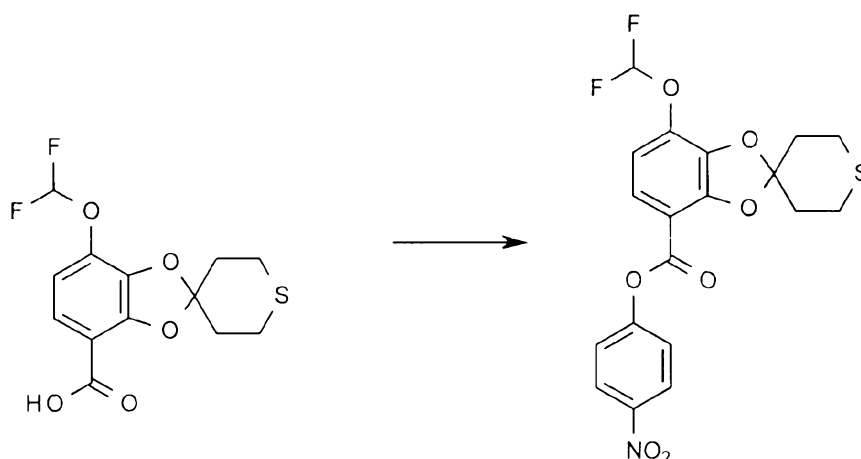
- 7-Difluoromethoxy-2',3',5',6'-tetrahydro-spiro[1,3-benzodioxole-2,4'-(4H)-thiopyran]-4-carboxylic acid



- Methyl 7-Difluoromethoxy-2',3',5',6'-tetrahydro-spiro[1,3-benzodioxole-2,4'-(4H)-thiopyran]-4-carboxylate(437mg) was dissolved in a mixture of Methanol(5mL) and THF(5mL) and 1M aqueous Lithium hydroxide(3.9mL) was added. The ester was cleaved after 1 hour at 50°C. The solution was cooled to room temperature and acidified with 2N sulfuric acid (1.95mL) and the product was extracted into EtOAc. 7-Difluoromethoxy-2',3',5',6'-tetrahydro-spiro[1,3-benzodioxole-2,4'-(4H)-thiopyran]-4-carboxylic acid was obtained after removal of solvents under reduced pressure.

Preparation 7

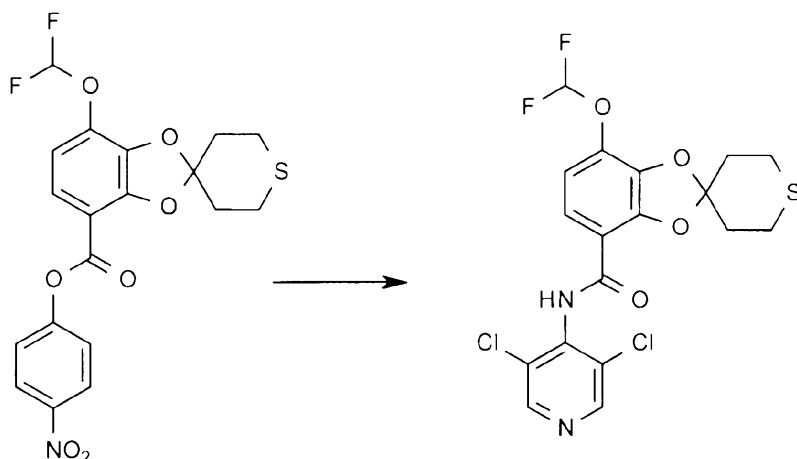
- 4-Nitrophenyl 7-difluoromethoxy-2',3',5',6'-tetrahydro-spiro[1,3-benzodioxole-2,4'-(4H)-thiopyran]-4-carboxylate.



- 7-Difluoromethoxy-2',3',5',6'-tetrahydro-spiro[1,3-benzodioxole-2,4'-(4H)-thiopyran]-4-carboxylic acid (344mg) was dissolved in dry DMF (3mL). 4-Nitrophenol (226mg) Ethyl-dimethylaminopropylcarbodiimide hydrochloride (312mg) and N,N-Dimethyl-4-aminopyridine (198mg) was added. After stirring at room temperature for 20 hours, aqueous work up with tert-Butyl methyl ether and chromatography of the organics in a gradient from 0 to 40% EtOAc in pentanes afforded the title compound as an oil.

Example 10:

N-(3,5-Dichloro-4-pyridyl)-7-Difluoromethoxy-2',3',5',6'-tetrahydro-spiro[1,3-benzodioxole-2,4'-(4H)-thiopyran]-4-carbamide

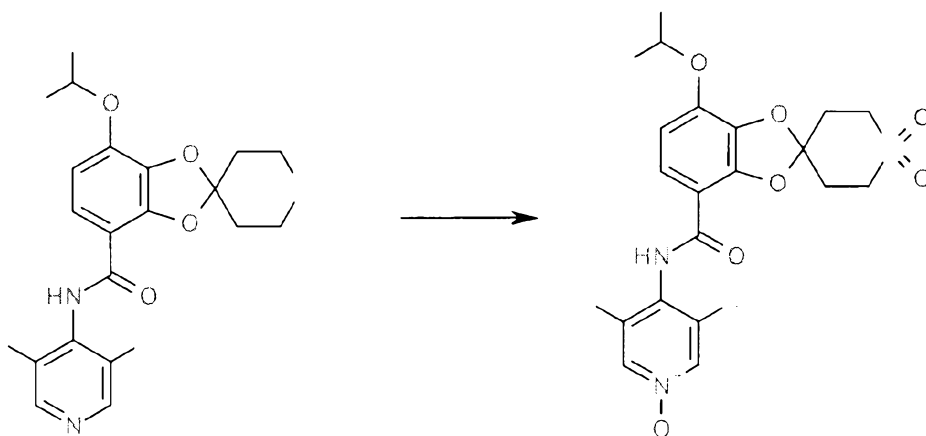


4-Nitrophenyl 7-difluoromethoxy-2',3',5',6'-tetrahydro-spiro[1,3-benzodioxole-2,4'-(4H)-thiopyran]-4-carboxylate (250mg) and 3,5-Dichloro-4-aminopyridine (129mg) was dissolved under argon in dry THF, 5mL. Sodium hydride (50% suspension in oil), 40mg, was added, and the mixture left stirring overnight. Aqueous work up with EtOAc and chromatography in a gradient from 0 to 60% EtOAc in pentane afforded the title compound. ¹H NMR (300 MHz, CDCl₃) δ 8.64 (s, 1H), 8.57 (s, 2H), 7.63 (d, J = 9.0 Hz, 1H), 6.86 (d, J = 9.1 Hz, 1H), 6.73 (t, J = 7.2 Hz, 1H), 3.03 – 2.81 (m, 4H), 2.49 – 2.29 (m, 4H).

10

Example 11:

N-(3,5-dichloro-1-oxo-4-pyridyl)-7-(difluoromethoxy)-1',1'-dioxo-spiro[1,3-benzodioxole-2,4'-thiane]-4-carboxamide



15

N-(3,5-Dichloro-4-pyridyl)-7-Difluoromethoxy-2',3',5',6'-tetrahydro-spiro[1,3-benzodioxole-2,4'-(4H)-thiopyran]-4-carbamide (157mg) was dissolved in formic acid,

(1mL) and cooled on ice. While stirring, Hydrogen peroxide (~50%)(0.260mL) was added dropwise. The resulting solution was kept at room temperature overnight. The solution was poured into water and extracted three times with DCM. The extracts were concentrated under reduced pressure and purified by chromatography in a gradient of 0 to 10% Methanol in DCM, yielding the title compound. ¹H NMR (300 MHz, DMSO) δ 9.46 (s, 1H), 8.76 (s, 2H), 7.46 (d, J = 8.9 Hz, 1H), 7.39 (t, J = 73.5 Hz, 1H), 6.98 (d, J = 9.1 Hz, 1H), 3.76 – 3.56 (m, 2H), 3.34 (m, 2H), 2.75 – 2.53 (m, 4H).

Example 12:

- The following compounds wherein X=-NH- can for example be prepared as described in WO 2008/104175, and as described in example 10 and example 11 in the present application:
- N-(3,5-dichloro-4-pyridyl)-6-(difluoromethoxy)spiro[2,4-dihydro-1,5-benzodioxepine-3,3'-oxetane]-9-carboxamide
- N-(3,5-dichloro-1-oxido-pyridin-1-ium-4-yl)-6-(difluoromethoxy)spiro[2,4-dihydro-1,5-benzodioxepine-3,3'-oxetane]-9-carboxamide
- N-(3,5-dichloro-4-pyridyl)-6-(difluoromethoxy)spiro[2,4-dihydro-1,5-benzodioxepine-3,4'-tetrahydropyran]-9-carboxamide
- N-(3,5-dichloro-1-oxido-pyridin-1-ium-4-yl)-6-(difluoromethoxy)spiro[2,4-dihydro-1,5-benzodioxepine-3,4'-tetrahydropyran]-9-carboxamide
- N-(3,5-dichloro-4-pyridyl)-7-(difluoromethoxy)spiro[1,3-benzodioxole-2,4'-tetrahydropyran]-4-carboxamide
- N-(3,5-dichloro-1-oxido-pyridin-1-ium-4-yl)-7-(difluoromethoxy)spiro[1,3-benzodioxole-2,4'-tetrahydropyran]-4-carboxamide
- N-(3,5-dichloro-4-pyridyl)-7-(difluoromethoxy)-1',1'-dioxo-spiro[1,3-benzodioxole-2,4'-thiane]-4-carboxamide
- N-(3,5-dichloro-1-oxido-pyridin-1-ium-4-yl)-6-(difluoromethoxy)-1',1'-dioxo-spiro[2,4-dihydro-1,5-benzodioxepine-3,3'-thietane]-9-carboxamide
- N-(3,5-dichloro-4-pyridyl)-6-(difluoromethoxy)-1',1'-dioxo-spiro[2,4-dihydro-1,5-benzodioxepine-3,3'-thietane]-9-carboxamide
- N-(3,5-dichloro-4-pyridyl)-6-(difluoromethoxy)spiro[2,4-dihydro-1,5-benzodioxepine-3,3'-thietane]-9-carboxamide
- N-(3,5-dichloro-1-oxido-pyridin-1-ium-4-yl)-6-(difluoromethoxy)spiro[2,4-dihydro-1,5-benzodioxepine-3,3'-thietane]-9-carboxamide
- N-(3,5-dichloro-4-pyridyl)-6-(difluoromethoxy)spiro[2,4-dihydro-1,5-benzodioxepine-3,3'-thietane]-9-carboxamide

Example 13

The following compounds can be synthesized as described in the general procedure of preparation in the present application:

- 2-(3,5-dichloro-4-pyridyl)-1-[6-(difluoromethoxy)spiro[2,4-dihydro-1,5-benzodioxepine-3,3'-thietane]-9-yl]ethanone
- 2-(3,5-dichloro-1-oxido-pyridin-1-ium-4-yl)-1-[6-(difluoromethoxy)-1',1'-dioxo-spiro[2,4-dihydro-1,5-benzodioxepine-3,3'-thietane]-9-yl]ethanone
- 2-(3,5-dichloro-4-pyridyl)-1-[6-(difluoromethoxy)-1',1'-dioxo-spiro[2,4-dihydro-1,5-benzodioxepine-3,3'-thietane]-9-yl]ethanone
- 2-(3,5-dichloro-1-oxido-pyridin-1-ium-4-yl)-1-[6-(difluoromethoxy)spiro[2,4-dihydro-1,5-benzodioxepine-3,3'-thietane]-9-yl]ethanone

Example 14:**PDE4 assay**

- Human recombinant PDE4 (Genbank accession no NM_006203) was incubated for 1 hour, with the test compound at concentrations up to 10 μ M, with cAMP (1x10⁻⁵M), and with a low amount (0.021 MBq) of radioactively labelled cAMP. At the end of the incubation, the cleavage of the substrate was evaluated by the binding of the AMP product to SPA beads, which generate chemoluminescence when bound to the radioactive tracer. The AMP product inhibited the binding of the radioactive tracer to the beads, and the luminescent signal was competed.

The results were calculated as the molar concentrations resulting in 50% inhibition of the substrate cleavage compared to controls samples, and are expressed as IC₅₀ (M).

- The results are shown in Table 1 below.

Table 1

Compound	IC ₅₀ (PDE4)
101	6 nM
102	13 nM
103	6 nM
104	4nM
105	7 nM
106	5 nM
108	16 nM
109	13 nM
110	2 nM

111	106 nM
-----	--------

Example 15:

In vivo pharmacokinetic analyses:

One rat is dosed orally (5 mg/kg – dissolved in DMSO/H₂O/propylenglycol [1:5:4]) and

- 5 blood samples are taken from the sublingual venous plexus at 30min, 1h, 2h, 4h and 6h. Blood samples are taken in BD Vacutainer SST serum separation tubes, serum is isolated by centrifugation, transferred to micronics tubes and subsequently analysed.

- 10 Mass spectrometer (API5000 series) parameters are optimised to analyse for the specific compounds and test injections are performed to confirm the validity of the established generic chromatography method. The generic method is based on fast gradient (2.5 min) analysis on C18 column with mobile phases consisting methanol, ammonium acetate, formic acid and water.

Standards are prepared in rat serum to cover the analytical range 0.1 to 300 ng/ml.

- 15 Standards, blank serum and study samples are applied to 96 deepwell plate and proteins are precipitated by addition of acetonitrile containing internal standard. Samples are analysed on LC-MS/MS usually overnight. Integration and quantification is performed on ration between analyte and internal standard using Analyst software version 1.5. Pharmacokinetic parameters are calculated using a standardised Excel spreadsheet.

- 20 In vivo pharmacokinetic profile in rat of compound 101 disclosed in WO 2008/104175 and compound 105 and 106 disclosed in examples 5 and 6, respectively:

PO dosing of *compound 101 from WO 2008/104175* – 5 mg/kg: Serum C_{max} < 3ng/ml of parent compound, however serum C_{max} ~2000ng/ml of the metabolite (R₃=OH). The PDE4 activity of the metabolite (compound 403) is 5000nM i.e. inactive compared to the

- 25 parent compound (PDE4=20nM).

PO dosing of compound 105 – 5mg/kg: Serum C_{max} < 3ng/ml of parent compound, however serum C_{max} of the active metabolite compound 106 is 93 ng/ml.

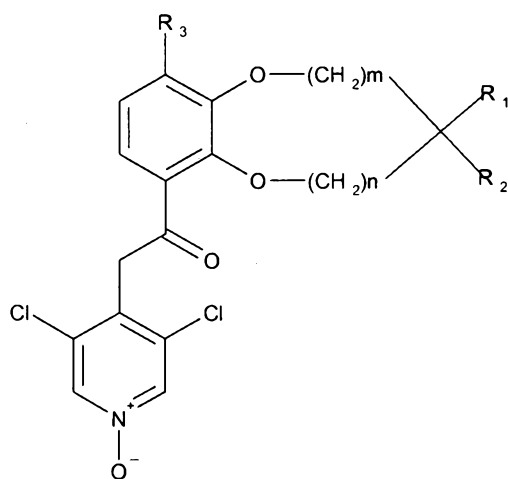
PO dosing of compound 106 – 5mg/kg: Serum C_{max} is 133ng/ml and a bioavailability of 22%.

Throughout this specification and the claims which follow, unless the context requires otherwise, the word "comprise", and variations such as "comprises" and "comprising", will be understood to imply the inclusion of a stated integer or step or group of integers or steps but not the exclusion of any other integer or step or group of integers or steps.

The reference to any prior art in this specification is not, and should not be taken as, an acknowledgment or any form of suggestion that the prior art forms part of the common general knowledge.

The claims defining the invention are as follows:

1. A compound of general formula IIb



IIb

wherein

each of m and n is independently 0 or 1;

R_1 and R_2 , together with the carbon atom to which they are attached, form a heterocyclic ring comprising one or two heteroatoms selected from oxygen, sulfur, -S(O)- and -S(O)₂-;

R_3 is -CHF₂, -CF₃, -OCHF₂, -OCF₃, -SCHF₂ or -SCF₃;

or a pharmaceutically acceptable salt, hydrate or solvate thereof.

2. A compound according to claim 1, wherein m and n are both 0.
3. A compound according to claim 1, wherein m and n are both 1.
4. A compound according to any one of claims 1-3, wherein R_3 is -OCHF₂ or -OCF₃.
5. A compound according to claim 4, wherein R_3 is -OCHF₂.

6. A compound according to any one of claims 1-5, wherein R_1 and R_2 , together with the carbon atom to which they are attached, form a 4-, 5- or 6-membered heterocyclic ring.
7. A compound according to claim 6, wherein the heterocyclic ring is tetrahydropyran, oxetane, [1,3]dioxolane, [1,3]dioxane, tetrahydrothiopyran, tetrahydrothiopyran-1,1-dioxide, tetrahydrothiopyran-1-oxide, tetrahydrothiophene, [1,3]-dithiane, thietane, [1,3]-dithiane-1,3-dioxide, thietane-1-oxide, or thiethane-1,1-dioxide.
8. A compound according to claim 6, wherein the heterocyclic ring comprises one heteroatom.
9. A compound according to claim 8, wherein the heteroatom is oxygen or $S(O)_2$.
10. A compound according to claim 1 selected from the group consisting of
2-(3,5-Dichloro-1-oxido-pyridin-4-yl)-1-{9-difluoromethoxy-spiro[2H-1,5-benzodioxepin-3(4H),3'-oxetane]-6-yl}ethanone (compound 102)
2-(3,5-Dichloro-1-oxido-pyridin-4-yl)-1-{9-difluoromethoxy-spiro[2H-1,5-benzodioxepin-3(4H),4'-tetrahydropyran]-6-yl}ethanone (compound 104)
2-(3,5-Dichloro-1-oxido-pyridine-4-yl)-1-(7-difluoromethoxy-2',3',5',6'-tetrahydro-spiro[1,3-benzodioxole-2,4'-(4H)-pyran]-4-yl)ethanone (compound 106)
2-(3,5-Dichloro-1-oxido-pyridine-4-yl)-1-(7-difluoromethoxy-2',3',5',6'-tetrahydro-spiro[1,3-benzodioxole-2,4'-(4H)-thiopyran-1',1'-dioxide]-4-yl)ethanone (compound 108)
11. A compound according to claim 10, wherein the compound is 2-(3,5-Dichloro-1-oxido-pyridin-4-yl)-1-{9-difluoromethoxy-spiro[2H-1,5-benzodioxepin-3(4H),3'-oxetane]-6-yl}ethanone (compound 102).

12. A compound according to claim 10, wherein the compound is 2-(3,5-Dichloro-1-oxido-pyridin-4-yl)-1-{9-difluoromethoxy-spiro[2H-1,5-benzodioxepin-3(4H),4'-tetrahydropyran]-6-yl}ethanone (compound 104).
13. A compound according to claim 10, wherein the compound is 2-(3,5-Dichloro-1-oxido-pyridine-4-yl)-1-(7-difluoromethoxy-2',3',5',6'-tetrahydro-spiro[1,3-benzodioxole-2,4'-(4H)-pyran]-4-yl)ethanone (compound 106).
14. A compound according to claim 10, wherein the compound is 2-(3,5-Dichloro-1-oxido-pyridine-4-yl)-1-(7-difluoromethoxy-2',3',5',6'-tetrahydro-spiro[1,3-benzodioxole-2,4'-(4H)-thiopyran-1',1'-dioxide]-4-yl)ethanone (compound 108).
15. A compound according to any one of claims 1-14 for use in therapy.
16. A compound according to any one of claims 1-14 for use in the treatment of inflammatory diseases such as bronchial asthma, COPD, allergic rhinitis, and nephritis; autoimmune diseases such as rheumatoid arthritis, multiple sclerosis, Crohn's disease, and systemic lupus erythematosus; diseases of the central nervous system such as depression, amnesia, and dementia; organopathy associated with ischemic reflux caused by cardiac failure, shock, and cerebrovascular diseases, and the like; insulin-resistant diabetes; wounds; cancer; proliferative and inflammatory skin disorders such as psoriasis, epidermal inflammation, acne, dermatitis, atopic dermatitis, seborrheic dermatitis, contact dermatitis, urticaria, pruritis and eczema; and other skin conditions such as alopecia, skin atrophy, steroid induced skin atrophy, skin ageing and photo skin ageing.
17. A pharmaceutical composition comprising, as a therapeutically active ingredient, a compound according to any one of claims 1-14 and a pharmaceutically acceptable carrier or vehicle.

18. A composition according to claim 17, wherein the pharmaceutically acceptable carrier or vehicle is one that is suitable for oral administration.
19. A composition according to claim 17 or 18 further comprising one or more additional therapeutically active ingredients.
20. Use of a compound according to any one of claims 1 to 14 in the treatment of inflammatory diseases such as bronchial asthma, COPD, allergic rhinitis, and nephritis; autoimmune diseases such as rheumatoid arthritis, multiple sclerosis, Crohn's disease, and systemic lupus erythematosus; diseases of the central nervous system such as depression, amnesia, and dementia; organopathy associated with ischemic reflux caused by cardiac failure, shock, and cerebrovascular diseases, and the like; insulin-resistant diabetes; wounds; cancer; proliferative and inflammatory skin disorders such as psoriasis, epidermal inflammation, acne, dermatitis, atopic dermatitis, seborrheic dermatitis, contact dermatitis, urticaria, pruritis and eczema; and other skin conditions such as alopecia, skin atrophy, steroid induced skin atrophy, skin ageing and photo skin ageing.