



US00D343556S

United States Patent [19]

[11] Patent Number: Des. 343,556

Bojar

[45] Date of Patent: ** Jan. 25, 1994

[54] GARDEN TOOL

[76] Inventor: James A. Bojar, 2524 Pasadena Blvd., Wauwatosa, Wis. 53226

[**] Term: 14 Years

[21] Appl. No.: 1,193

[22] Filed: Nov. 6, 1992

[52] U.S. Cl. D8/11

[58] Field of Search D8/11; 172/371, 375; 7/114-116

[56] References Cited

U.S. PATENT DOCUMENTS

D. 276,974	1/1985	Kolb	D8/11
386,197	7/1888	Hain	172/376
568,143	9/1896	Parcells	172/376
824,862	7/1906	Hilton	97/54.1
1,334,586	3/1920	Baker	172/376
1,591,280	3/1924	Carr	D8/11
1,627,901	10/1924	Hills	172/376
1,870,891	9/1930	Bristow et al.	172/376
1,895,055	1/1933	Steinour et al.	
1,940,169	12/1933	Hinton	172/372

FOREIGN PATENT DOCUMENTS

606411 7/1933 Fed. Rep. of Germany .

OTHER PUBLICATIONS

Adv. Brochure; Kinsman Co. (1989).

Primary Examiner—Wallace R. Burke

Assistant Examiner—Holly H. Baynham

Attorney, Agent, or Firm—Robert T. Johnson

[57] CLAIM

The ornamental design for a garden tool, as shown.

DESCRIPTION

FIG. 1—is a perspective view of the garden tool, showing my new design;

FIG. 2—is a left side elevational view thereof, with the opposite side being a mirror image;

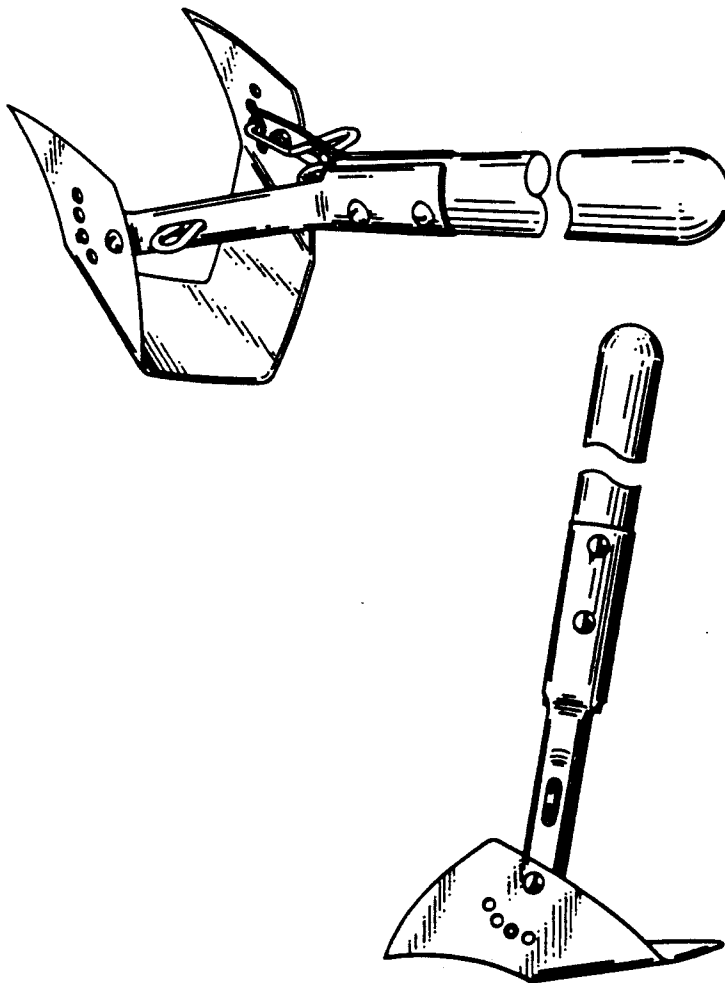
FIG. 3—is a top plan view thereof;

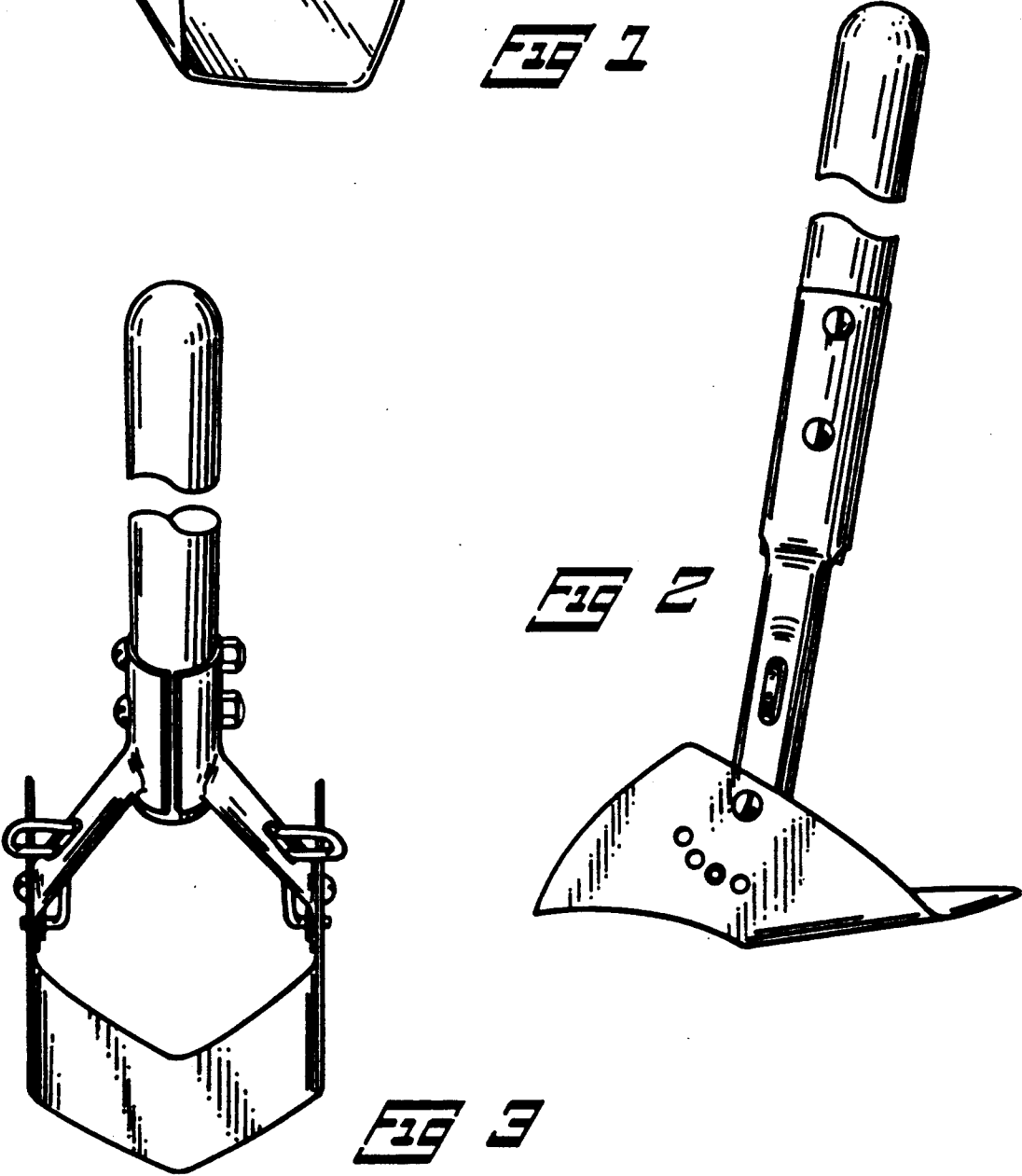
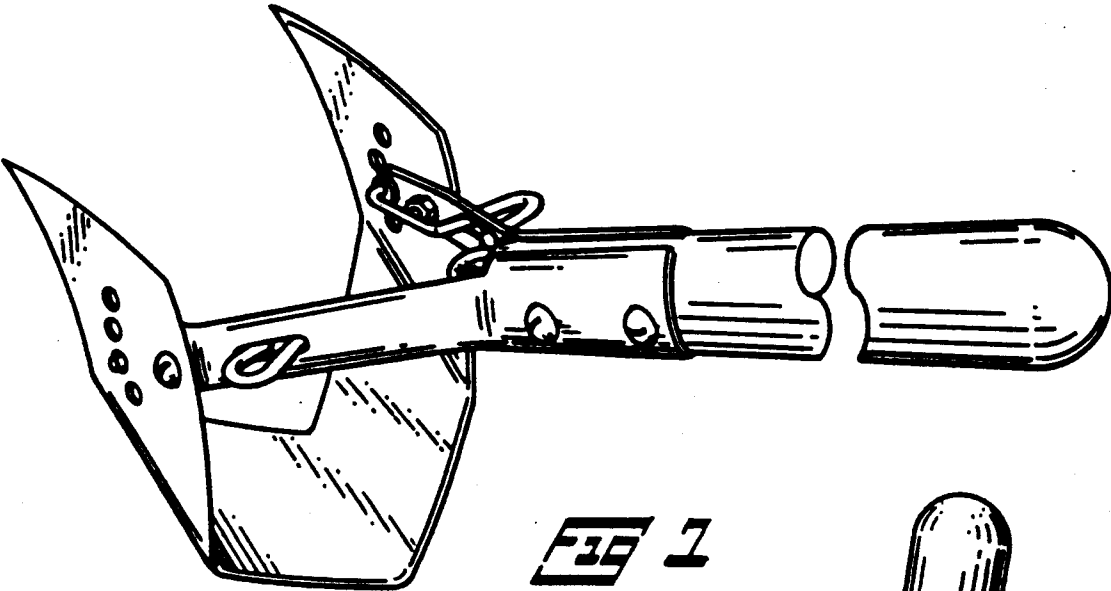
FIG. 4—is a front elevational view thereof;

FIG. 5—is a bottom plan view thereof; and,

FIG. 6—is a rear elevational view thereof.

The handle is shown broken away in the above figures, to indicate indeterminate length.





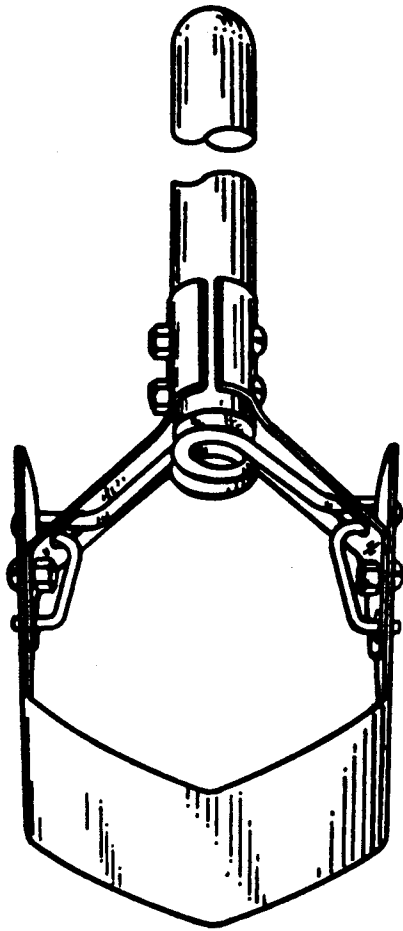


FIG 4

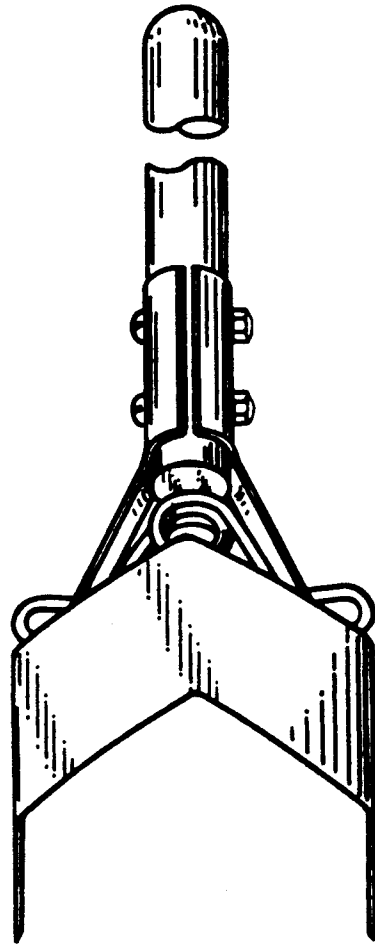


FIG 5

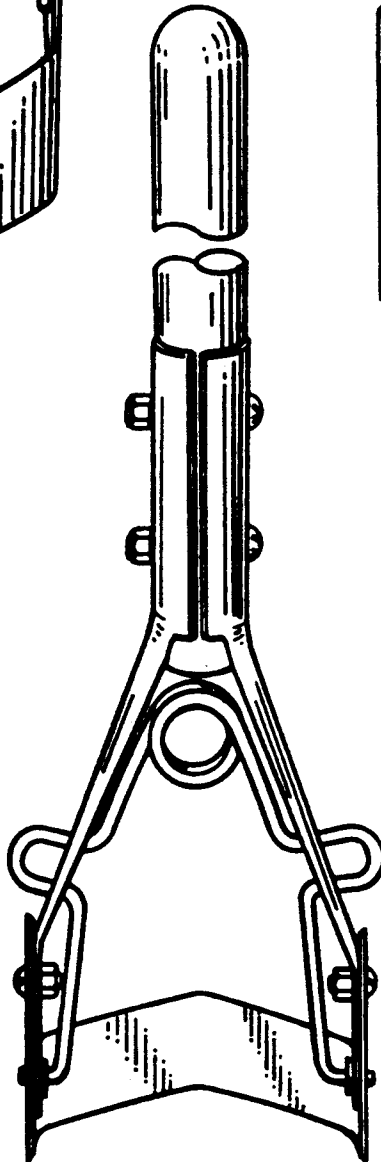


FIG 6