



US00D899135S

(12) **United States Design Patent**  
**Lockyer**

(10) **Patent No.:** **US D899,135 S**

(45) **Date of Patent:** **\*\* Oct. 20, 2020**

- (54) **MAT**
- (71) Applicant: **REDBACKS CUSHIONING LTD.,**  
Northamptonshire (GB)
- (72) Inventor: **Clifford P. Lockyer,** Warwickshire  
(GB)
- (73) Assignee: **Redbacks Cushioning Ltd.,**  
Northamptonshire (GB)
- (\*\*) Term: **15 Years**
- (21) Appl. No.: **29/647,703**
- (22) Filed: **May 15, 2018**
- (30) **Foreign Application Priority Data**

Nov. 21, 2017 (EM) ..... 004515286

(51) **LOC (12) Cl.** ..... **06-11**

(52) **U.S. Cl.**

USPC ..... **D6/586**

(58) **Field of Classification Search**

USPC ..... D6/582-583, 585-589, 592, 595, 597,  
D6/601-603, 608-609; D7/388;  
D12/202, 203; D19/10; D23/261;  
D24/213; D25/138, 157, 158; D30/161;  
D32/55, 57

CPC ..... A47G 9/062; A47G 27/0468; A47G  
27/0293; A47G 27/025; A47G 27/0237;  
A47G 27/0231; A47G 27/0225; A47G  
27/0218; A47G 27/0212; A47G 27/0206;  
A47G 27/02; A47K 3/002; A47L 23/266;  
A47L 3/26; A63B 6/00; A63B 21/4037;  
E04F 2201/095

See application file for complete search history.

(56) **References Cited**

**U.S. PATENT DOCUMENTS**

- 3,282,381 A \* 11/1966 Fitzpatrick ..... A47G 27/0206  
184/106
- D232,895 S \* 9/1974 Bell ..... D6/585

- D239,245 S \* 3/1976 Fletcher ..... D32/57
- D274,948 S \* 7/1984 Swanson ..... D25/156
- D343,087 S \* 1/1994 Kaiser ..... A63B 21/4037  
D6/583
- D365,152 S \* 12/1995 Park ..... B32B 7/05  
D24/212
- 6,878,430 B2 \* 4/2005 Milewski ..... A01K 1/0157  
15/215
- D687,161 S \* 7/2013 May ..... A47C 19/045  
D24/224
- D771,837 S \* 11/2016 Astacio ..... D25/117
- D839,634 S \* 2/2019 Vieveen ..... D6/582
- 2012/0076981 A1 \* 3/2012 Franks ..... A63B 6/00  
428/138
- 2016/0007671 A1 \* 1/2016 Prust ..... A47C 27/144  
2/411
- 2016/0129300 A1 \* 5/2016 Moore ..... B32B 7/05  
428/35.5

(Continued)

*Primary Examiner* — Kevin K Rudzinski

*Assistant Examiner* — Clare Ann Gannon

(74) *Attorney, Agent, or Firm* — Wood, Phillips, Katz,  
Clark & Mortimer

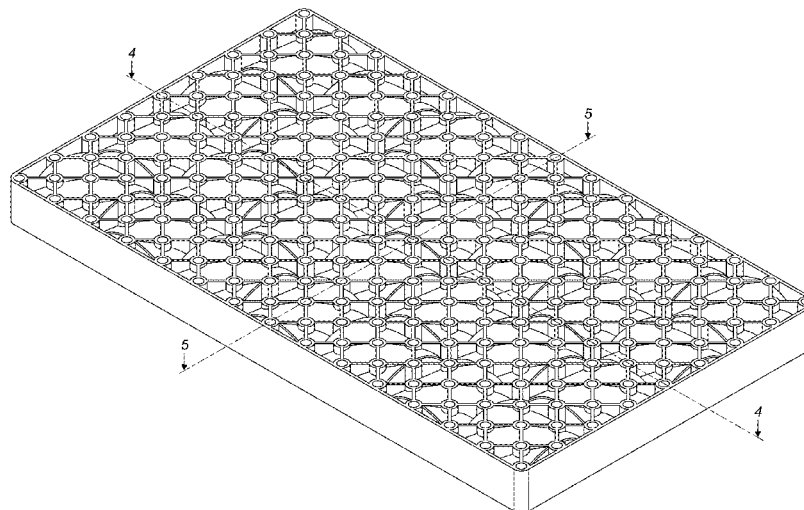
(57) **CLAIM**

The ornamental design for a mat, substantially as shown and described.

**DESCRIPTION**

FIG. 1 is a perspective view of the mat;  
 FIG. 2 is a top view thereof;  
 FIG. 3 is a left side view thereof;  
 FIG. 4 is a cross-sectional view thereof, taken from plane line 4-4 in FIG. 1;  
 FIG. 5 is a cross-sectional view thereof, taken from plane line 5-5 in FIG. 1; and,  
 FIG. 6 is a front view thereof.

**1 Claim, 6 Drawing Sheets**



(56)

**References Cited**

U.S. PATENT DOCUMENTS

2016/0198873 A1\* 7/2016 Schubiger ..... A47C 19/045  
5/417  
2018/0146806 A1\* 5/2018 Tsai ..... A63B 21/4037  
2019/0117040 A1\* 4/2019 Knight ..... A47L 23/266

\* cited by examiner

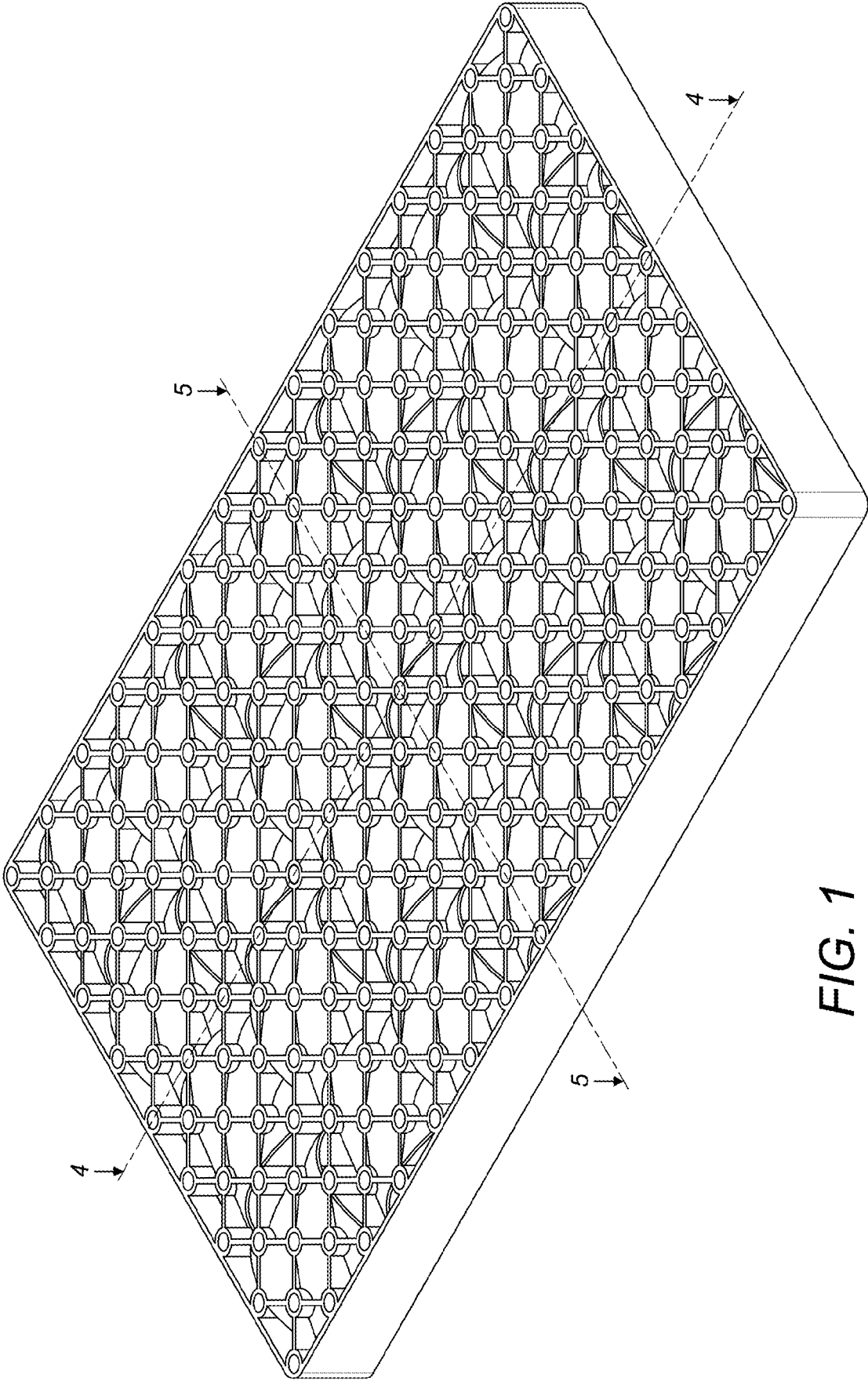


FIG. 1




FIG. 2



FIG. 3

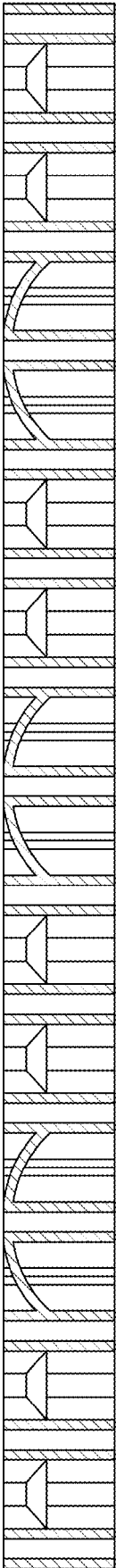


FIG. 4

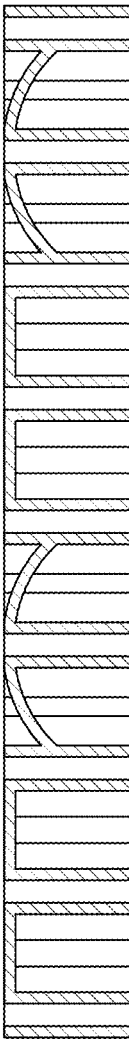



FIG. 5



*FIG. 6*