



US00D348719S

# United States Patent [19]

[11] Patent Number: Des. 348,719

Dolan

[45] Date of Patent: \*\* Jul. 12, 1994

## [54] SPRINKLER HEAD

[75] Inventor: Kevin M. Dolan, Grand Rapids, Mich.

[73] Assignee: The Viking Corporation, Hastings, Mich.

[\*\*] Term: 14 Years

[21] Appl. No.: 8,013

[22] Filed: May 6, 1993

[52] U.S. Cl. D23/214

[58] Field of Search 239/200-206, 239/222.11-222.21, 230-233, 273, 275-276, 288, 288.3, 288.5, 443-444, 456, 550-552, 556-558; 169/37; D23/214-221

## [56] References Cited

### U.S. PATENT DOCUMENTS

- D. 251,128 2/1979 Groos et al. .
- 269,930 1/1883 Harris .
- 366,177 7/1887 Mackey .
- 417,396 12/1889 Roper .
- 716,039 12/1902 Hoffmann ..... 169/37
- 873,651 12/1907 Asmus .
- 995,498 6/1911 Tank .
- 998,574 7/1911 Hamilton .
- 1,919,235 7/1933 Loepsinger .
- 2,004,833 6/1935 Rowley .
- 2,528,063 10/1950 Loepsinger ..... 169/38
- 2,664,956 1/1954 Barz .
- 2,697,008 12/1954 Rowley .
- 2,724,614 10/1972 Rider .
- 3,638,734 2/1972 Ault ..... D23/214
- 3,698,483 3/1974 Martin et al. .
- 3,797,746 4/1974 Gray et al. .
- 3,802,510 12/1975 Johnson .
- 3,924,687 1/1979 Groos .

- 4,136,740 2/1986 Groos et al. .
- 4,570,720 11/1986 Retzloff et al. .
- 4,623,023 11/1986 Retzloff ..... 169/39
- 4,880,063 11/1989 Leninger et al. .
- 4,926,946 5/1990 Polan .
- 5,097,906 3/1992 Polan ..... 169/37

### FOREIGN PATENT DOCUMENTS

765125 1/1957 United Kingdom .

### OTHER PUBLICATIONS

Exhibit A is a product brochure published by Viking Corp. (assignee of the present invention) on or about Jul. 31, 1989, in the United States, which discloses a sprinkler head.

Exhibit B is a product brochure published by Viking Corp. (assignee of the present invention) on or about Sep. 1978, in the United States, which discloses various sprinkler heads.

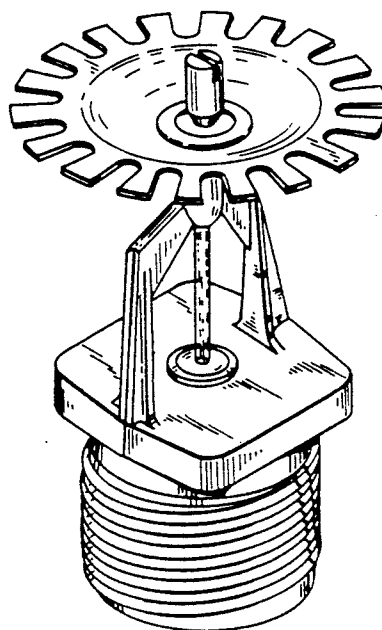
*Primary Examiner*—Wallace R. Burke  
*Assistant Examiner*—Robin V. Taylor  
*Attorney, Agent, or Firm*—Price, Heneveld, Cooper, DeWitt & Litton

## [57] CLAIM

The ornamental design for a sprinkler head, as shown and described.

### DESCRIPTION

FIG. 1 is a perspective view of the sprinkler head showing the new design;  
FIG. 2 is a top plan view thereof;  
FIG. 3 is a bottom plan view thereof;  
FIG. 4 is a front elevation view thereof, the rear elevational view being a mirror image of the front elevational view; and,  
FIG. 5 is a left side elevational thereof, the right side being a mirror image of the left side shown.



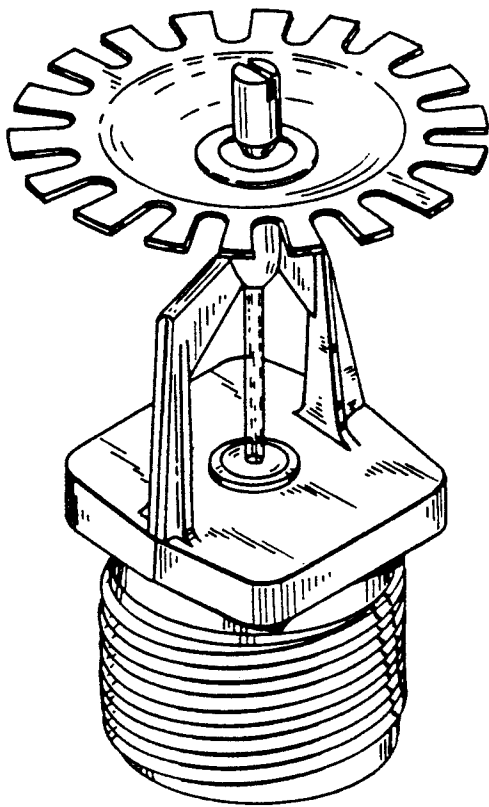


FIG. 1

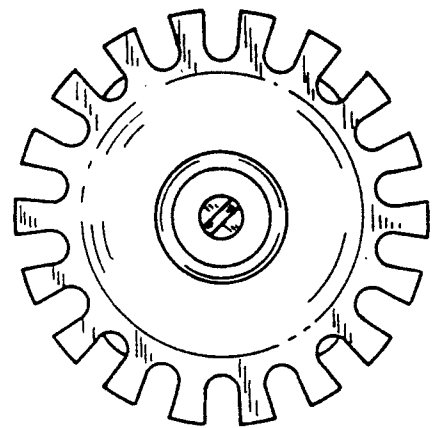


FIG. 2

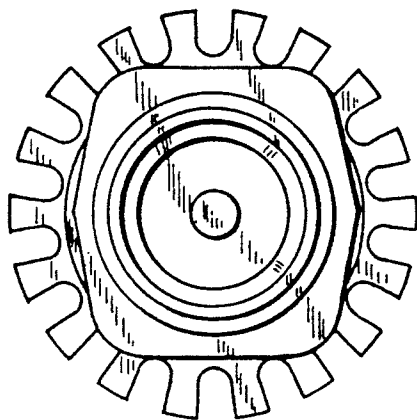


FIG. 3

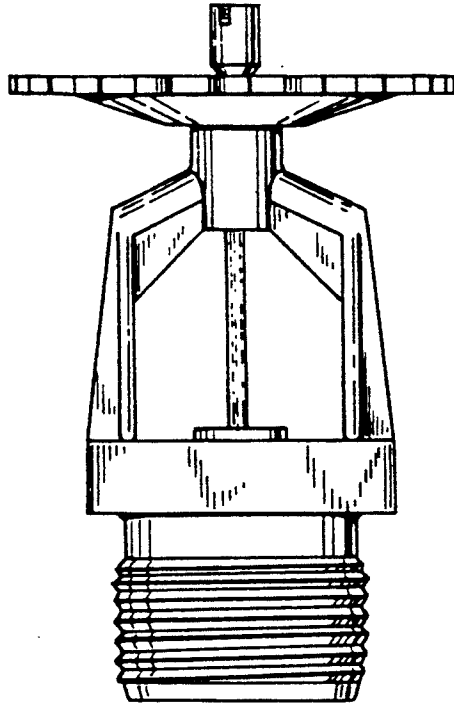


FIG. 4




FIG. 5