



US00D656376S

(12) **United States Design Patent**
Blazevic

(10) **Patent No.:** **US D656,376 S**

(45) **Date of Patent:** **** Mar. 27, 2012**

(54) **REFRIGERATOR MAGNET AND BOTTLE CAP REMOVER**

(76) Inventor: **Aaron Blazevic**, Grapevine, TX (US)

(**) Term: **14 Years**

(21) Appl. No.: **29/374,537**

(22) Filed: **Aug. 27, 2011**

(51) **LOC (9) Cl.** **07-99**

(52) **U.S. Cl.** **D8/34; D8/40**

(58) **Field of Classification Search** D8/14,
D8/16-19, 33-43, 88, 89, 105; 7/113, 151-156;
30/400-410, 416-430, 433, 434, 443, 450;
81/3.07, 3.09, 3.2, 3.27, 3.29, 3.31, 3.35,
81/3.37, 3.4, 3.45, 3.48, 3.49, 3.55

See application file for complete search history.

(56) **References Cited**

U.S. PATENT DOCUMENTS

D128,363 S * 7/1941 Bricco D8/34
D319,955 S * 9/1991 Keller et al. D8/17
D372,650 S * 8/1996 Bundy D8/14

5,758,426 A * 6/1998 Richter 30/426
D516,885 S * 3/2006 Yang D8/33
2003/0097909 A1 * 5/2003 Pote 81/3.4

* cited by examiner

Primary Examiner — Garth Rademaker

(57) **CLAIM**

I claim the ornamental design for a refrigerator magnet and bottle cap remover, as shown and described.

DESCRIPTION

FIG. 1 is a top perspective view of a refrigerator magnet and bottle remover;

FIG. 2 is a bottom perspective view thereof;

FIG. 3 is a top plan view thereof;

FIG. 4 is a bottom plan view thereof;

FIG. 5 is a front elevation view thereof;

FIG. 6 is a rear elevation view thereof;

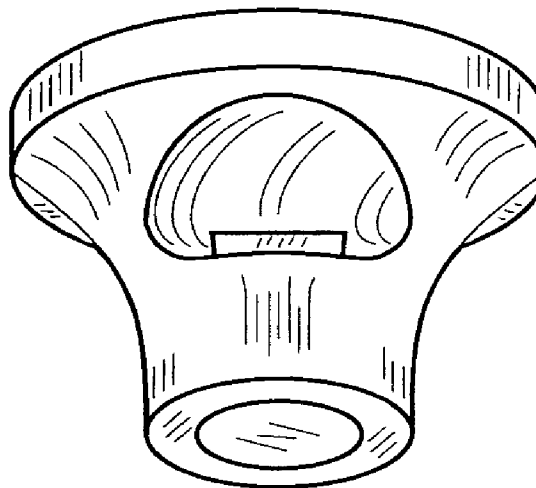
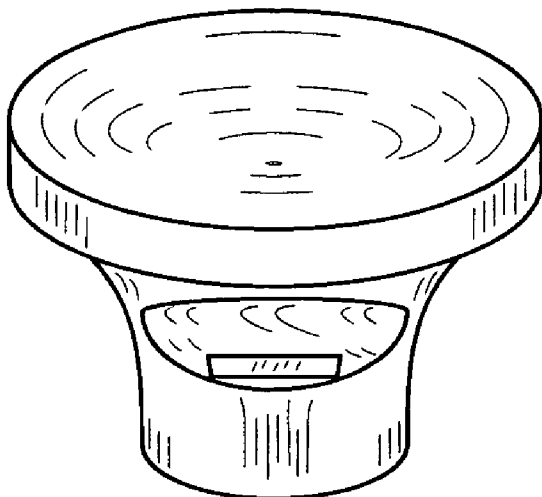
FIG. 7 is a right side elevation view thereof;

FIG. 8 is a left side elevation view thereof; and,

FIG. 9 is a perspective view thereof, shown in an environment of use.

The broken lines depict a typical environment of use and form no part of the claimed design.

1 Claim, 3 Drawing Sheets



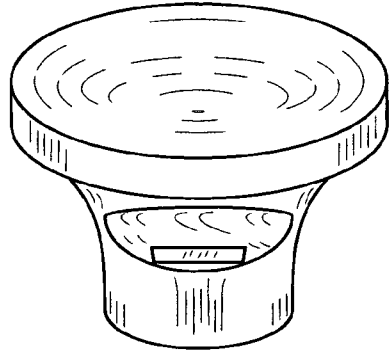


FIG. 1

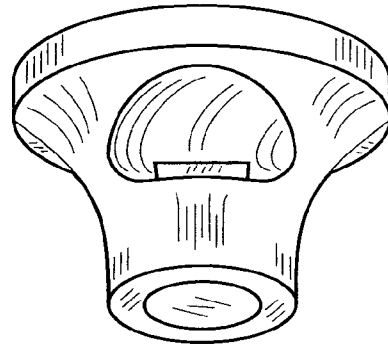


FIG. 2

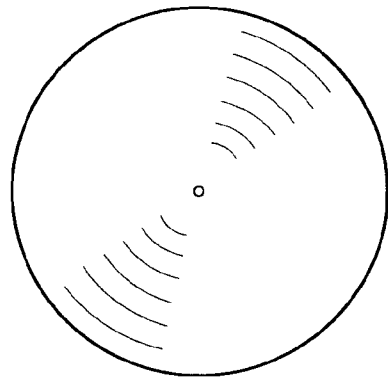


FIG. 3

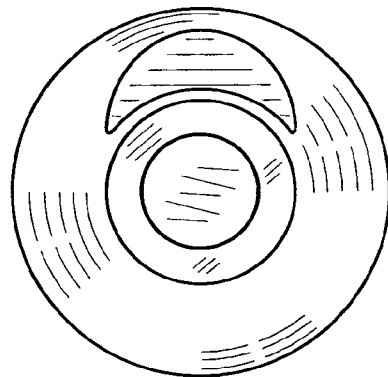


FIG. 4

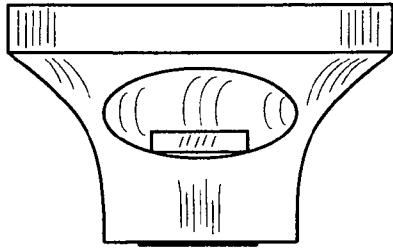


FIG. 5

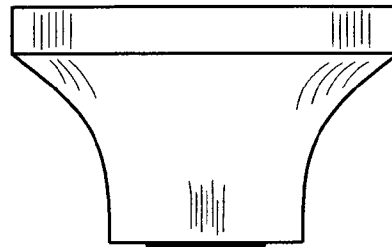


FIG. 6

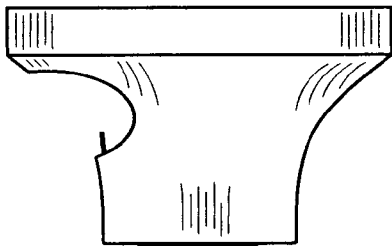


FIG. 7

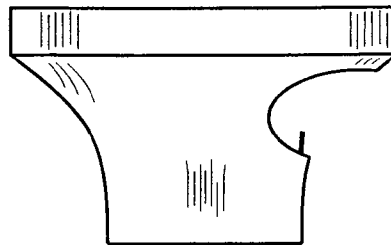


FIG. 8

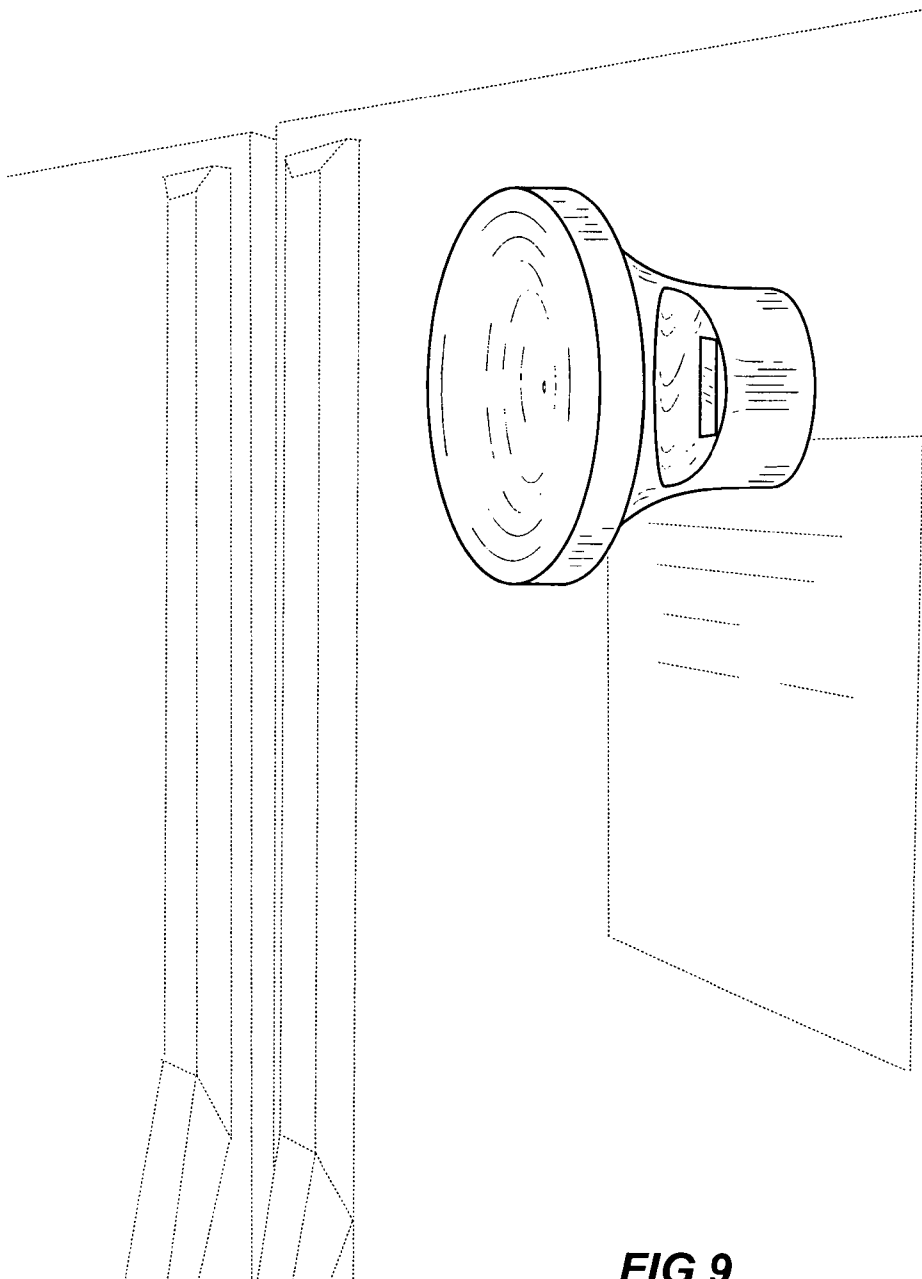


FIG. 9