



US00D503288S

(12) **United States Design Patent**
Domack

(10) **Patent No.:** **US D503,288 S**

(45) **Date of Patent:** **** Mar. 29, 2005**

(54) **CHAIR**

(75) **Inventor:** **Randy D. Domack**, Trempealeau, WI (US)

(73) **Assignee:** **Ashley Furniture Industries, Inc.**, Arcadia, WI (US)

(**) **Term:** **14 Years**

(21) **Appl. No.:** **29/181,775**

(22) **Filed:** **May 14, 2003**

(51) **LOC (7) Cl.** **06-01**

(52) **U.S. Cl.** **D6/334; D6/374**

(58) **Field of Search** D6/334, 335, 374, D6/375, 379, 380, 500-502; 297/445.1, 446.1

(56) **References Cited**

U.S. PATENT DOCUMENTS

D269,748 S	*	7/1983	Berlic	D6/334
D335,587 S	*	5/1993	Backer	D6/379
D336,793 S		6/1993	Claman		
D364,743 S	*	12/1995	Lewis	D6/334
D364,744 S	*	12/1995	Hutton	D6/334
D401,074 S	*	11/1998	Hutton	D6/334
D401,077 S		11/1998	Lewis		

D409,848 S	*	5/1999	Staubach et al.	D6/334
D430,419 S	*	9/2000	Chun	D6/380
D465,666 S	*	11/2002	Hokanson	D6/374 X
D466,322 S		12/2002	Tobin, Jr.		
D466,710 S		12/2002	Cain		
D469,263 S	*	1/2003	Clark et al.	D6/334

* cited by examiner

Primary Examiner—Gary D. Watson

(74) *Attorney, Agent, or Firm*—Patterson, Thunte, Skaar & Christensen, P.A.

(57) **CLAIM**

The ornamental design for a chair, as shown and described.

DESCRIPTION

FIG. 1 is a right front perspective view of a chair according to an embodiment of the invention.

FIG. 2 is a front view of a chair according to an embodiment of the invention.

FIG. 3 is a right side elevation view of a chair according to an embodiment of the invention. The left side elevation view being a mirror-image thereof.

FIG. 4 is a back view of a chair according to an embodiment of the invention; and,

FIG. 5 is a top view of a chair according to an embodiment of the invention.

1 Claim, 5 Drawing Sheets




FIG. 1




FIG. 2

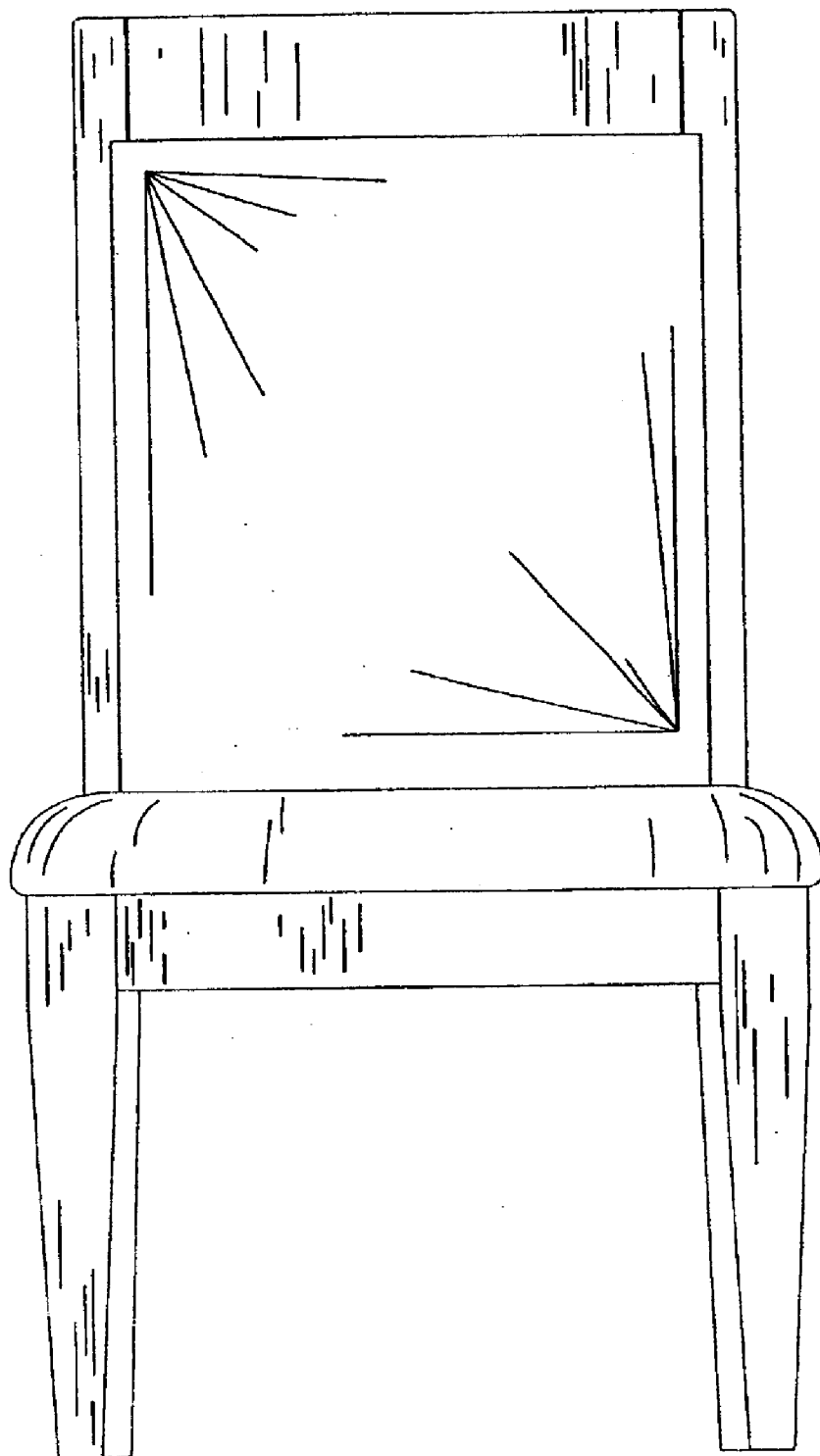


FIG. 3




FIG. 4

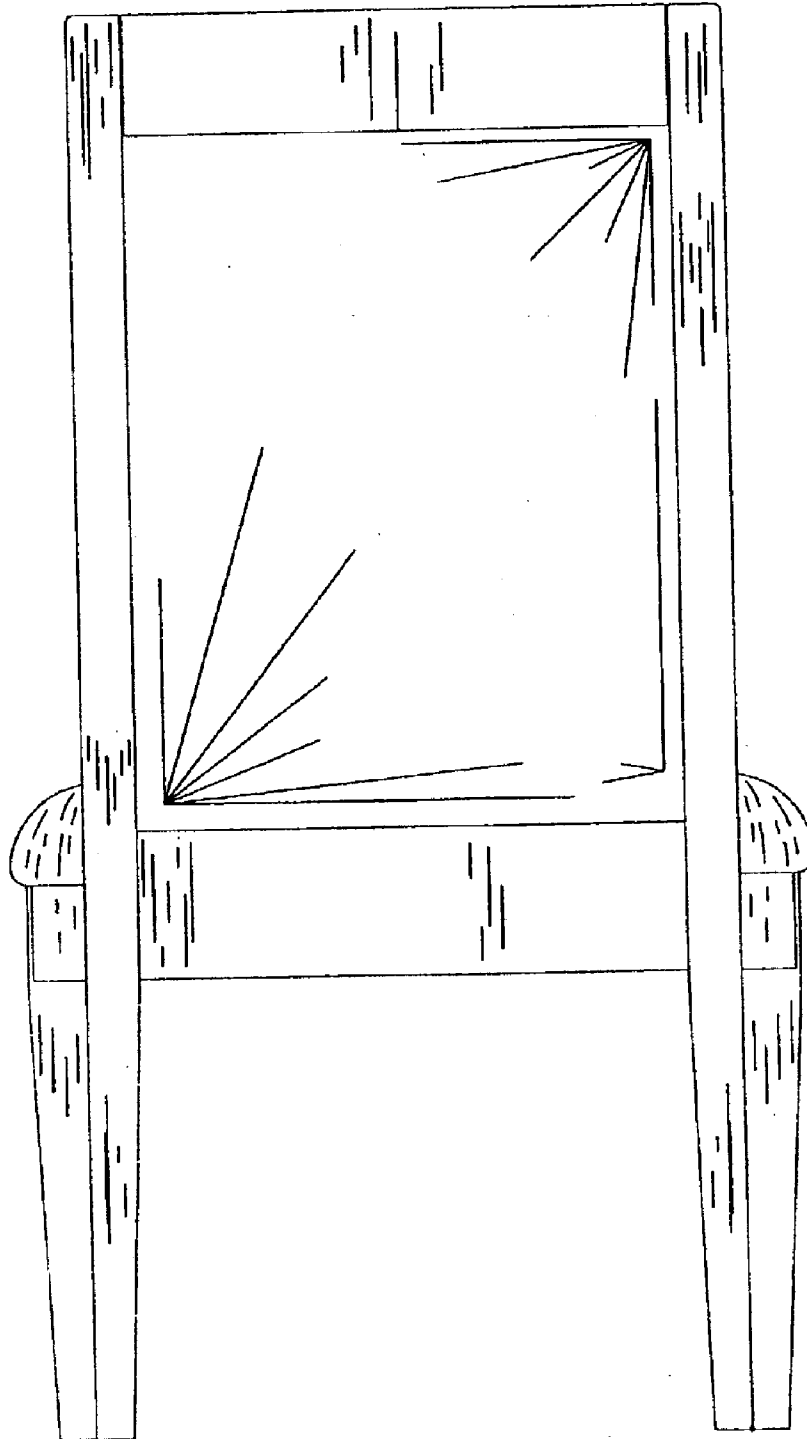


FIG. 5

