

(21) Application No: 1519754.4

(22) Date of Filing: 09.11.2015

(71) Applicant(s):
Sky CP Limited
Grant Way, Isleworth, Middlesex, TW7 5QD,
United Kingdom

(72) Inventor(s):
Rob Coenen
Julien Heanley

(74) Agent and/or Address for Service:
Maucher Jenkins
26 Caxton Street, LONDON, SW1H 0RJ,
United Kingdom

(51) INT CL:
H04N 5/44 (2011.01) G06F 3/0488 (2013.01)
H04N 21/422 (2011.01)

(56) Documents Cited:
GB 2525945 A WO 2007/067858 A2
US 8896765 B1 US 8719870 B1
US 5410326 A US 20150193138 A1
US 20140149922 A1 US 20140029914 A1
US 20140022192 A1 US 20130326430 A1
US 20130127749 A1 US 20130007793 A1
US 20120139847 A1 US 20120066638 A1
US 20110080253 A1 US 20110032191 A1
US 20110019105 A1 US 20100235794 A1
US 20100171878 A1 US 20100169842 A1
US 20090153288 A1 US 20040088727 A1

(58) Field of Search:
INT CL G06F, H04N
Other: WPI, EPODOC, Internet, TXTE

(54) Title of the Invention: **Television user interface**

Abstract Title: **A television user interface responsive to a remote control comprising a touch-pad**

(57) Operating a television receiver having a user interface responsive to a user-operated remote control having a touch-sensitive surface, wherein the remote control wirelessly sends periodic samples of a touch position on the touch pad to the receiver before the receiver time stamps the received periodic samples. The time stamps are quantized to the interval of the periodic samples, such that the user interface is responsive to the quantized time stamps. Also disclosed is; an interactive user interface, where the interface is responsive to gestures performed by the user on a touch-sensitive surface, and wherein the response of the user interface is determined by a set of cascaded style sheets defining the parameters for the interaction of the gestures; Skipping the position of playback backwards or forwards of a recorded television programme via the use of a touch sensitive surface; Displaying a plurality of programme items in a two-dimensional grid where programme items are arranged horizontally by broadcast time and vertically by channel, with a position indicator; An interactive user interface, wherein scrolling of the user interface is responsive to a directional gesture on a touch-sensitive surface.

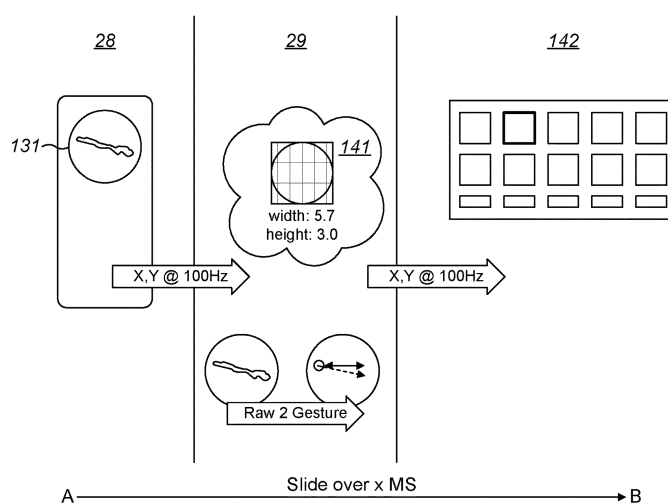


FIG. 4

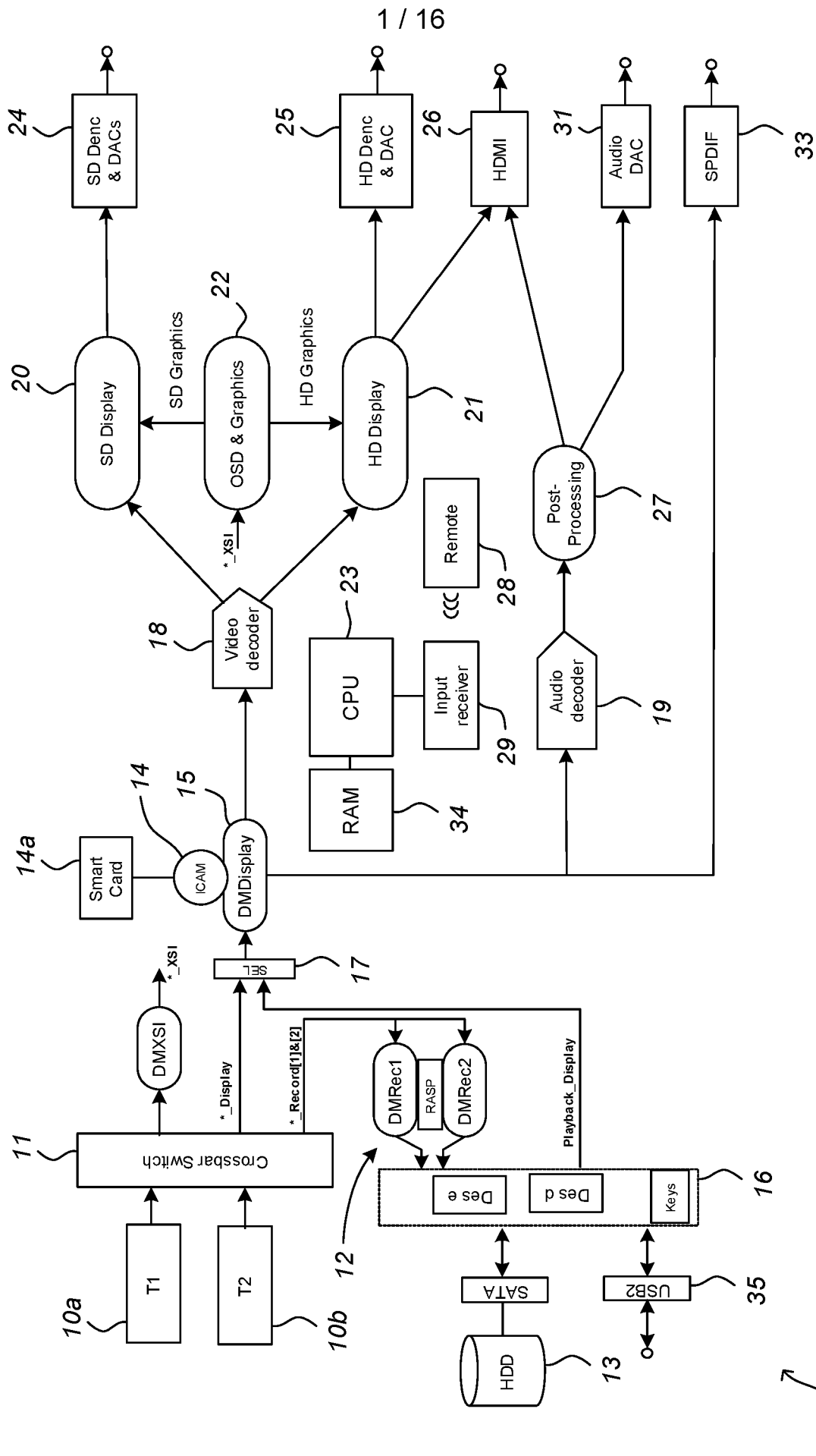


FIG. 1

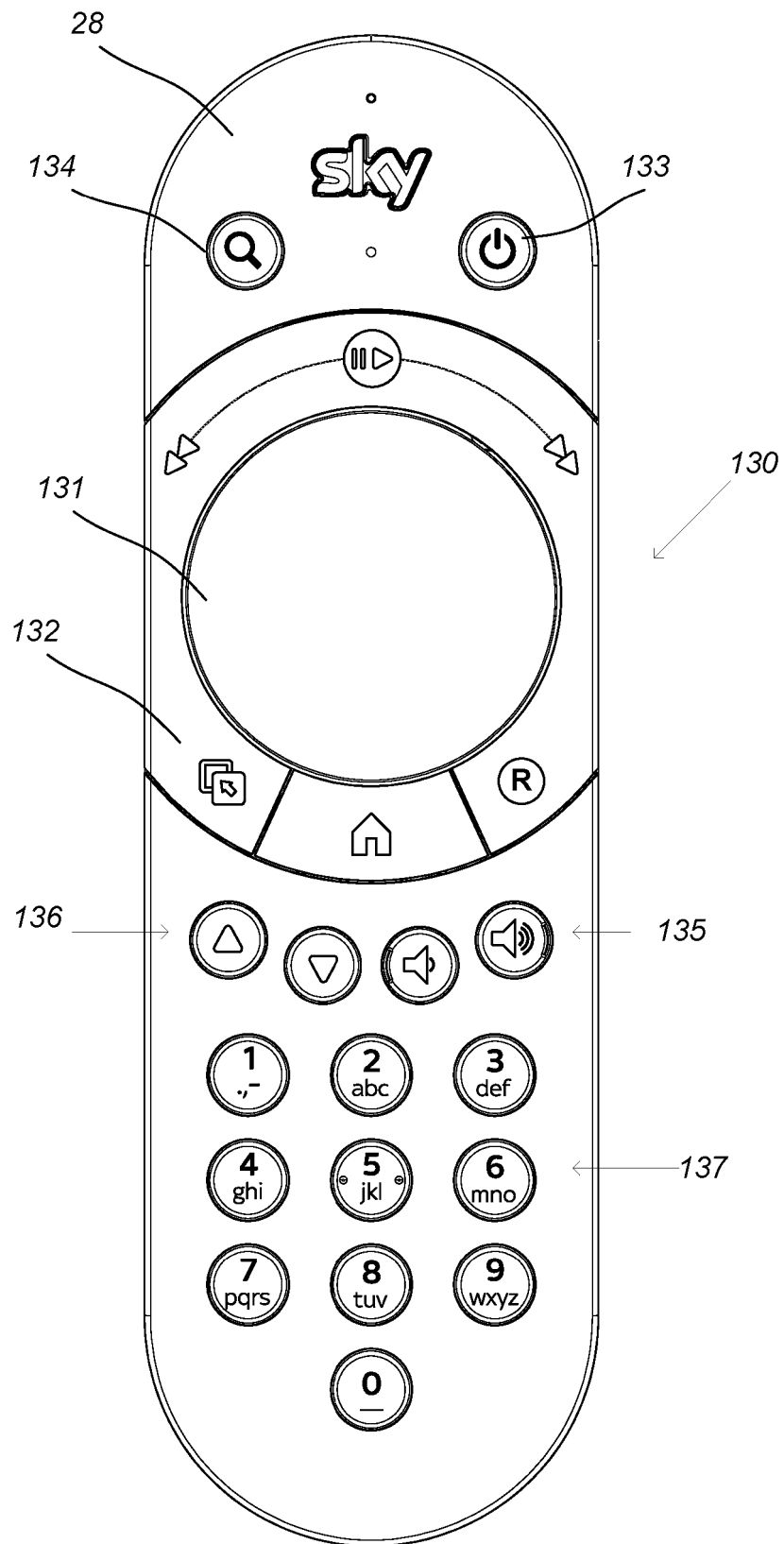


FIG. 2

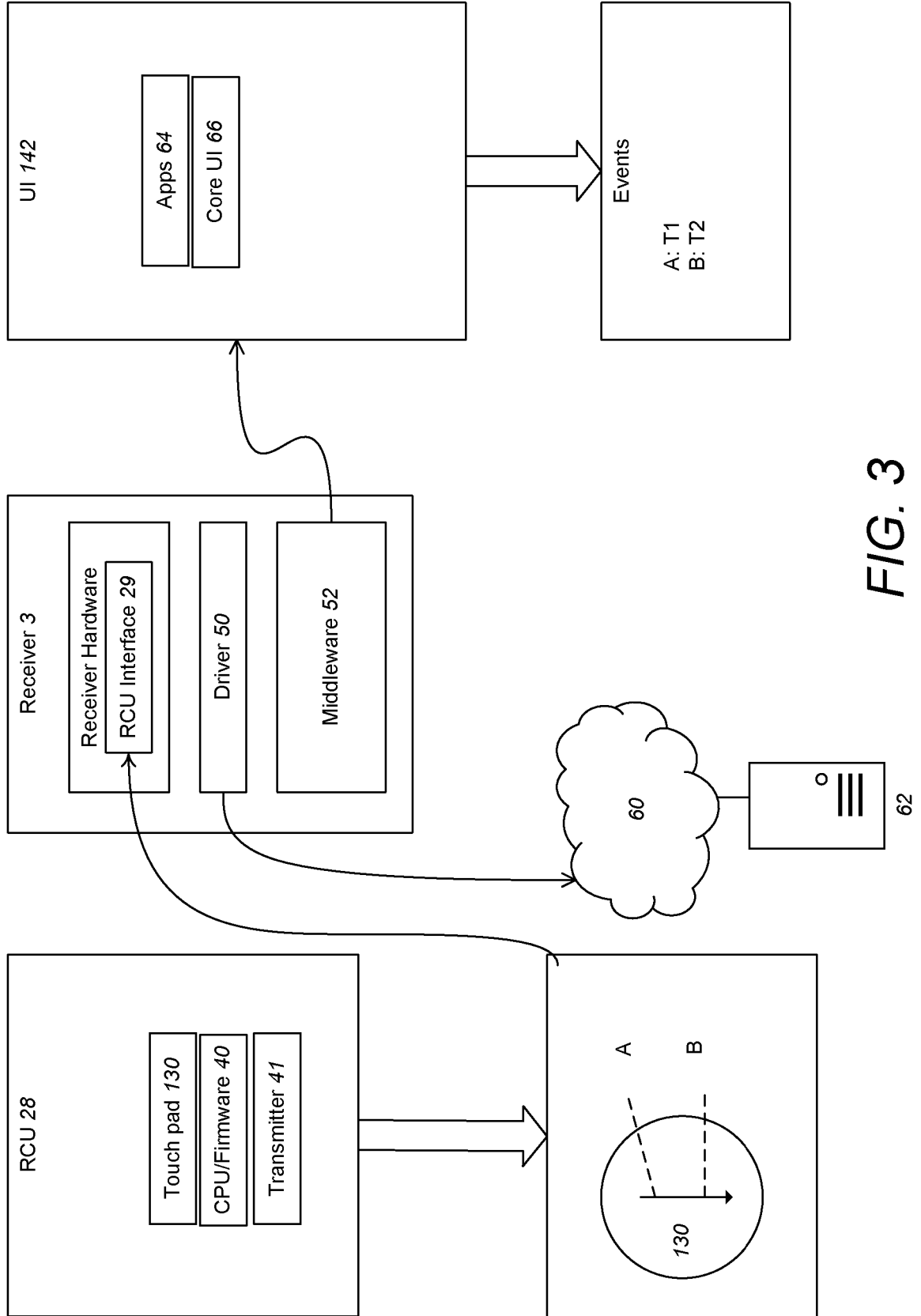


FIG. 3

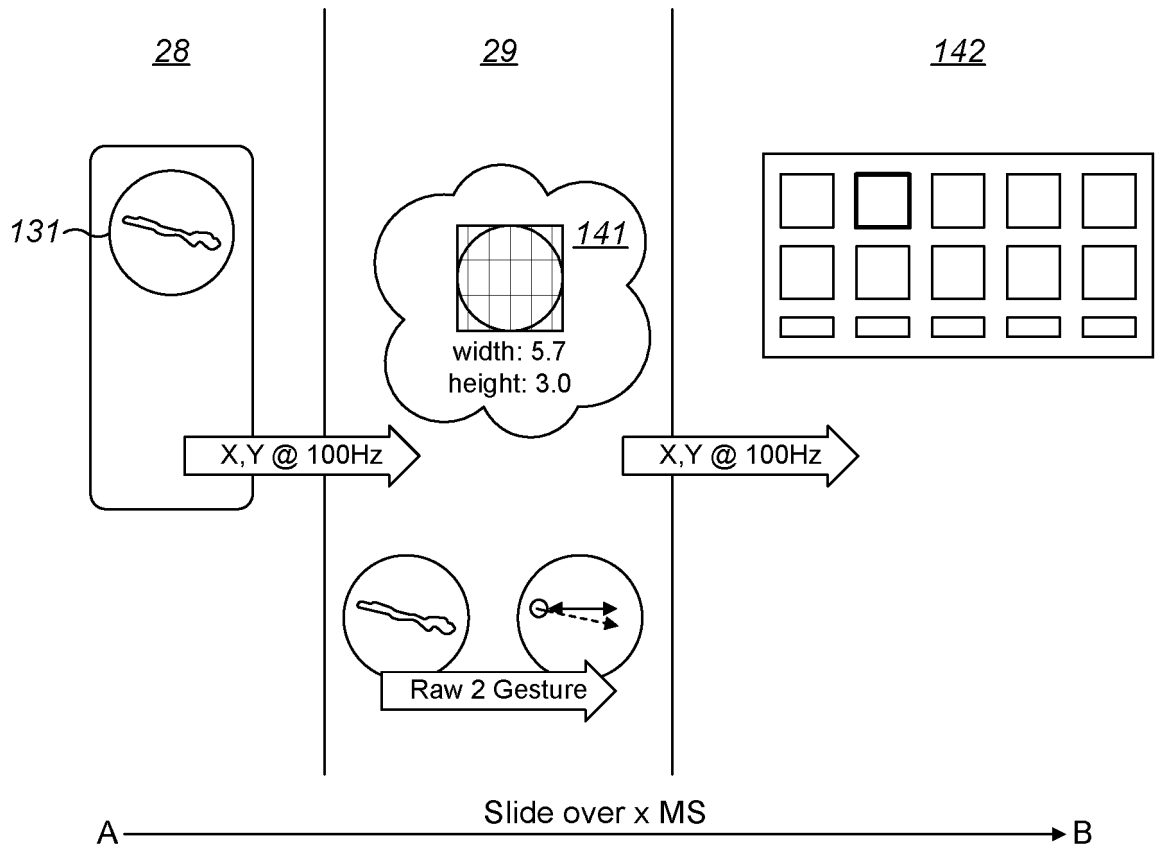


FIG. 4

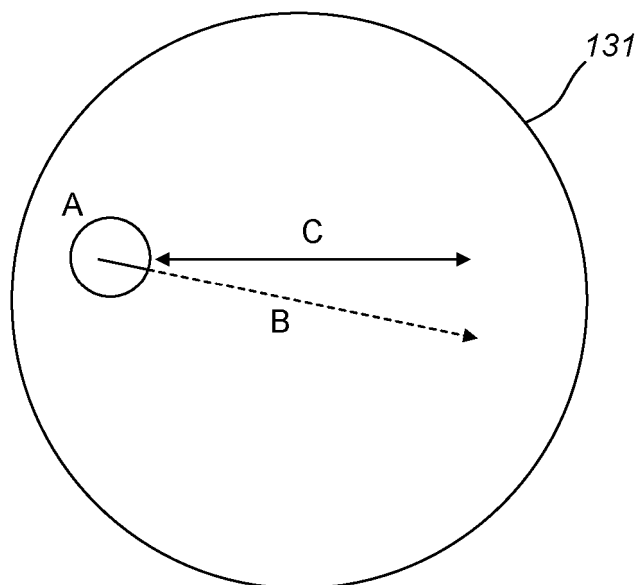


FIG. 5

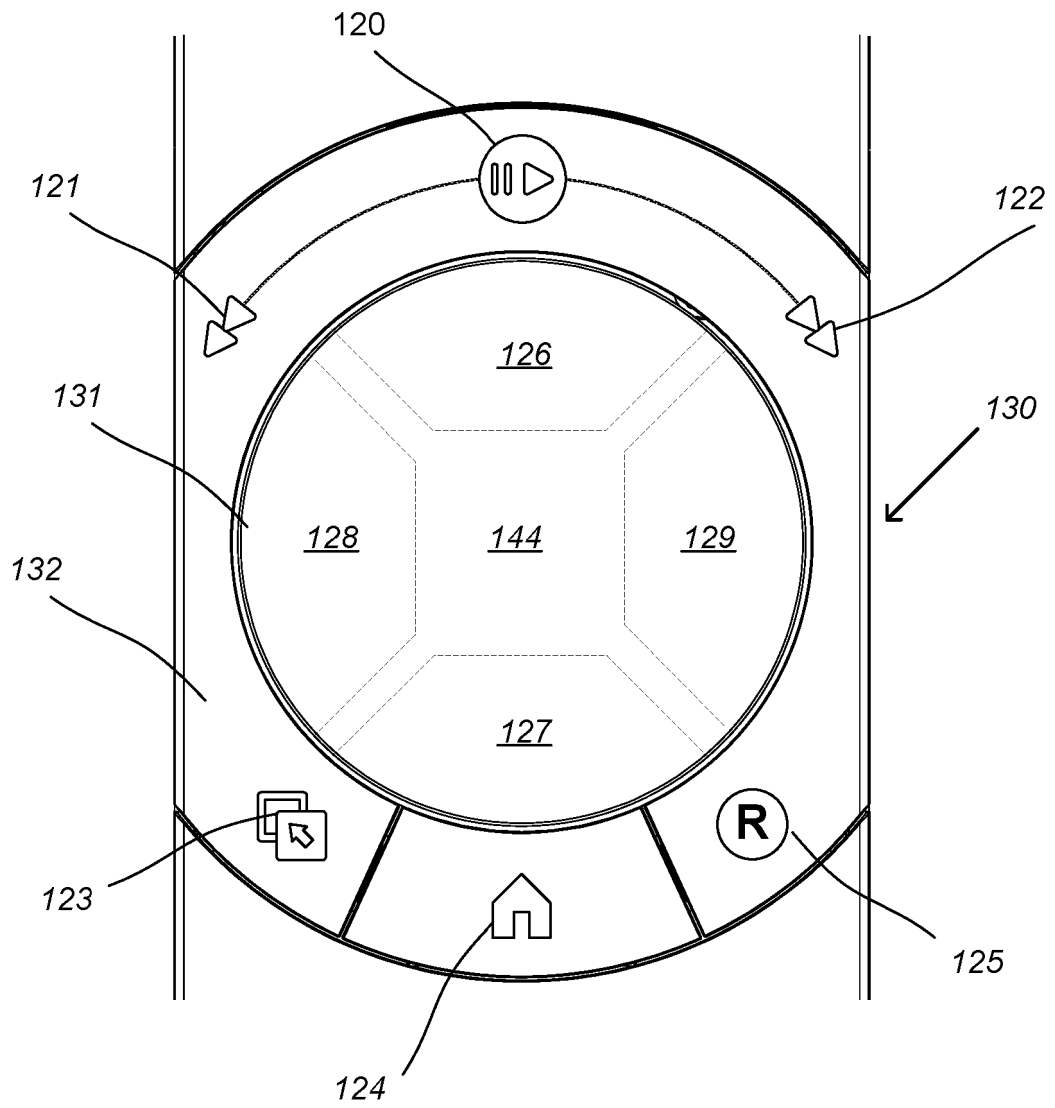
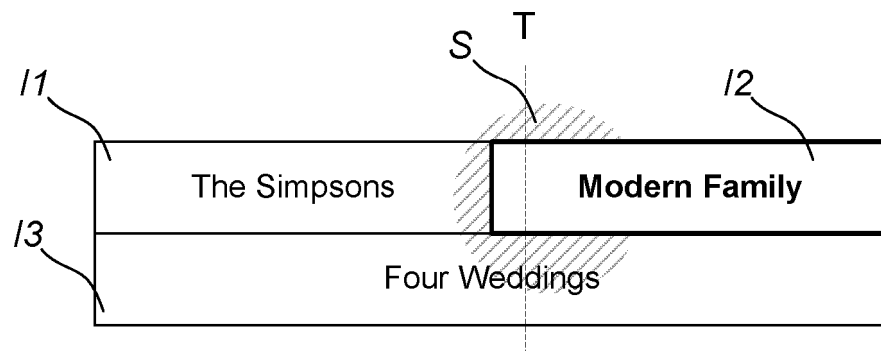
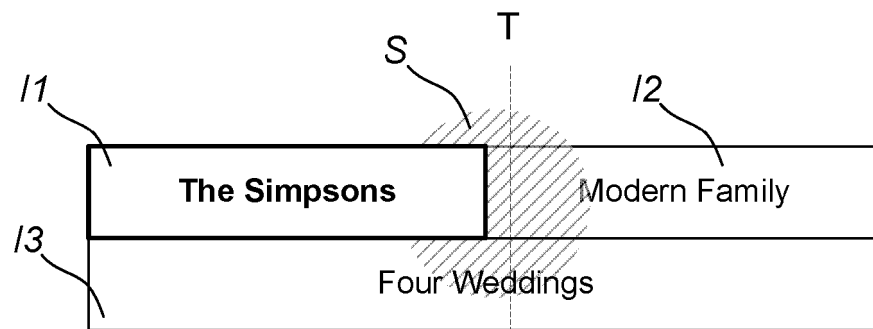
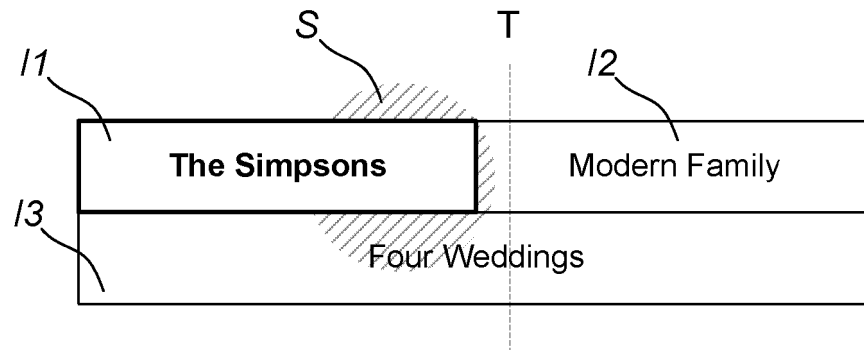


FIG. 6



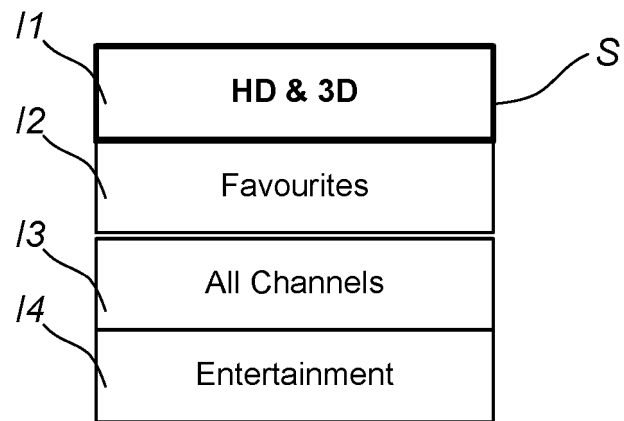


FIG. 8a

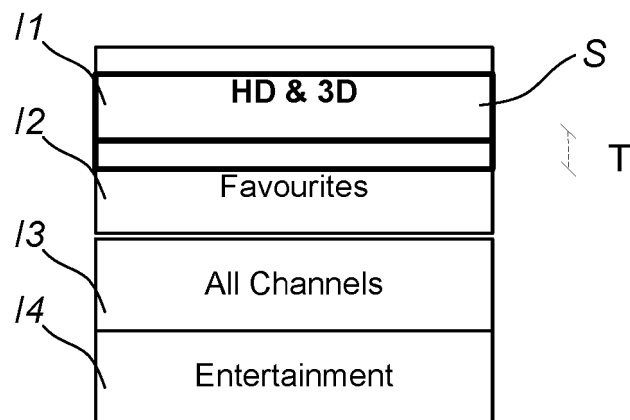


FIG. 8b


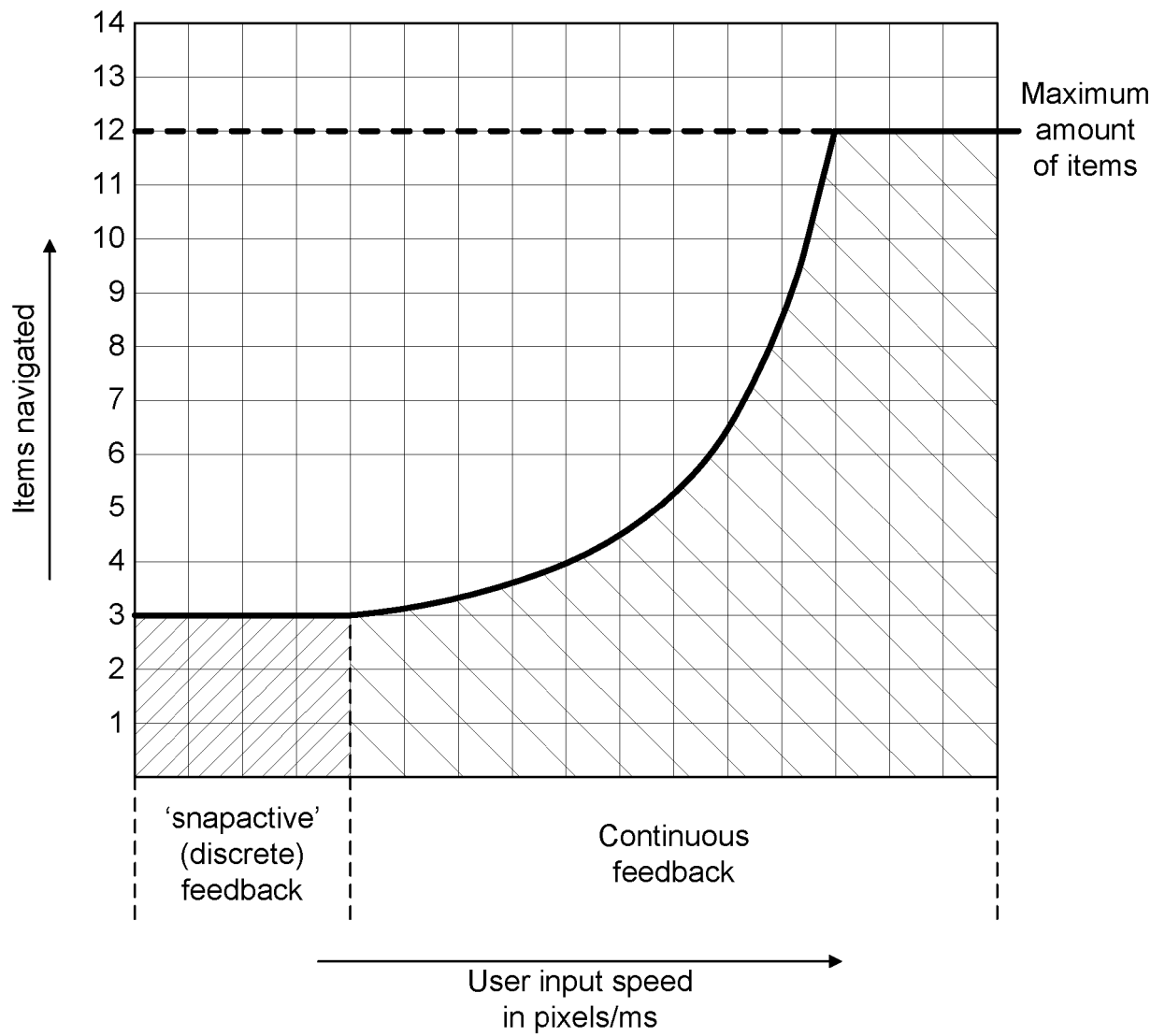


FIG. 8c

**FIG. 9**




FIG. 10a



FIG. 10b

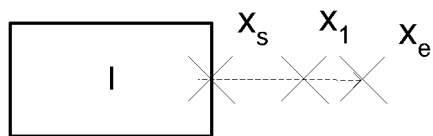


FIG. 10c

<u>170</u> TV Guide	<u>174</u> HD & 3D Favourites	<u>175</u> Two 102	Indian Ocean w' <u>176</u> 1 Reeve		Raymon
		ITV 103	Emmerdale	Nature's Newbor...	Love Yo
<u>172</u>	All channels	Channel 4 104	Channel 4 News		... Gok Liv
		Five 105	The Ghosts of The Mary Rose...		...New: Th
sky Monday 7.11pm	Entertainment Lifestyle Movies Sports News Documentaries Kids Music	Sky 1 HD 106	The Simpsons	The Simpsons	Modern
		Sky Living HD 107	Four Weddings		New: Bri
		Sky Atlantic HD 108	® House		Seinfeld
		WATCH HD 109	New Lifeguard	New Bondi Rescue	Who Do
		GOLD 110	The Vicar of Dibley		Only Fools a
		Dave HD 111	Traffic Cops		Storage
		CHD 112	Two And A Half	Friends	Friends
		Universal Cha... 113	New: Rookie Blue		Law & O
		SyFy HD 114	Star Trek: The Next Generation		Fact or
		BBC Three 115	Women's Euro 2013: Sweden y Finland		

FIG. 11a

<div>170</div> <div>TV Guide</div>	<div><div></div><div>The Simpsons<div>Marge wonders if she made the right choices in life after encountering chloe (guest star kim catrall), a schoolfriend who has enjoyed much success.</div><div>7.30pm 30mins +1 HD S</div></div><div>178</div></div>						
All Channels	<div><div>175</div><div>Today</div><div>7.00pm</div><div>7.30pm</div><div>8.00pm</div><div>8.30pm</div></div>						
<div>172</div>	Sky 1 HD 106		The Simpsons	The Simpsons	Modern Family	Modern Fa	
	Sky Living HD 107	Four Weddings			New: Britain & Ireland's Next...		
	Sky Atlantic HD 108	® House		S	176	Seinfeld	Seinfeld
	WATCH HD 109	New Lifeguard		New Bondi Rescue	Who Do You Think You Are? Ros		
	GOLD 110	The Vicar of Dibley			Only Fools and Horses		
sky	Dave HD 111	Traffic Cops			Storage Hunters	Storage H	
	CHD 112	d A Half Men Go Li	Friends		Friends	Friends	
	Universal Cha... 113	New: Rookie Blue			Law & Order		
	<div><div><< -24 hours</div><div> > Now</div><div>>> +24 hours</div></div>						

FIG. 11b

<div>170</div> <div>TV Guide</div> <div>All Channels</div>	BBC Two 102	Indian Ocean with Simon Reeve		Raymond Blanc...	The Cruise
	<u>175</u> ITV 103	Emmerdale	Nature's Newbor...	Love Your Garden	
	Channel 4 104	Channel 4 News	<u>176</u> ...	Gok Live: Stripping for Summer	
	Five 105	The Ghosts of The Mary Rose... ..New: The Gadget Show			
<div>172</div>	Sky 1 HD 106	The Simpsons	The Simpsons	Modern Family	Modern Fa
	Sky Living HD 107	Four Weddings		New: Britain & Ireland's Next...	
	Sky Atlantic HD 108	@ House	S	Seinfeld	Seinfeld
	WATCH HD 109	New Lifeguard	New Bondi Rescue	Who Do You Think You Are? Ros	
<div>sky</div> <div>Monday 7.11pm</div>	GOLD 110	The Vicar of Dibley		Only Fools and Horses	
	Dave HD 111	Traffic Cops		Storage Hunters	Storage H
	CHD 112	d A Half Men Go Li	Friends	Friends	Friends
	Universal Chann 113	New: Rookie Blue		Law & Order	
	SyFy HD 114	Star Trek: The Next Generation		Fact or Faked: Paranormal Files	
	BBC Three 115	Women's Euro 2013: Sweden y Finland			

FIG. 11c

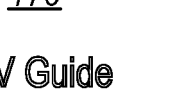
<u>170</u> TV Guide All Channels			Midsomer Murders The Sicilian Defence: Could the attack which left Harriet Farmer for dead a year ago be linked to moves on a chess board? And where is her boyfriend Finn? 8.00pm [S] NEW ®		<u>178</u>
	<p style="text-align: center;">Today 8.00pm 8.30pm 9.00pm 9.30pm</p> <p style="text-align: center;">← ITV seamless switch between time vs space navigation →</p> <p style="text-align: right; margin-right: 10%;">S LR</p>				
<u>172</u>	Channel 4 104	How Not to Get Old		LL	24 Hours
	<u>175</u> Channel 5 105 Sky1 106	New: Nurses	<u>176</u>		Celeb Big Brother: Live Eviction
component border → 8.20pm	Sky Living 107	Fat: The Fight Of My Life			Ladyboys
	Sky Atlantic 108	Vegas			Blue Bloods
	Watch 109	Fantasy Homes By The Sea			New Saving Hope
	GOLD 110	Outnumbered		The Vicar of Dibley	Absolutely Fabul
	Dave 111	Storage Hunters	Storage Hunters	QI XL	
	◀ -24 hours ▶▶ Now ▶▶ +24 hours				

FIG. 11d

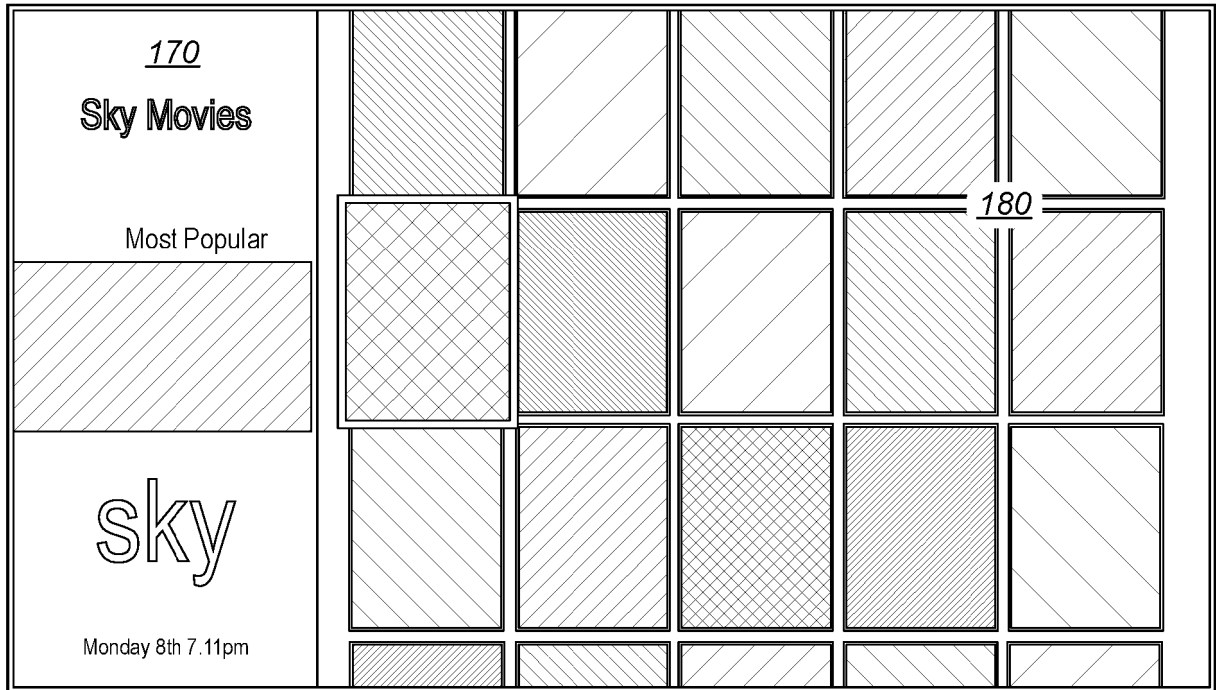


FIG. 12a

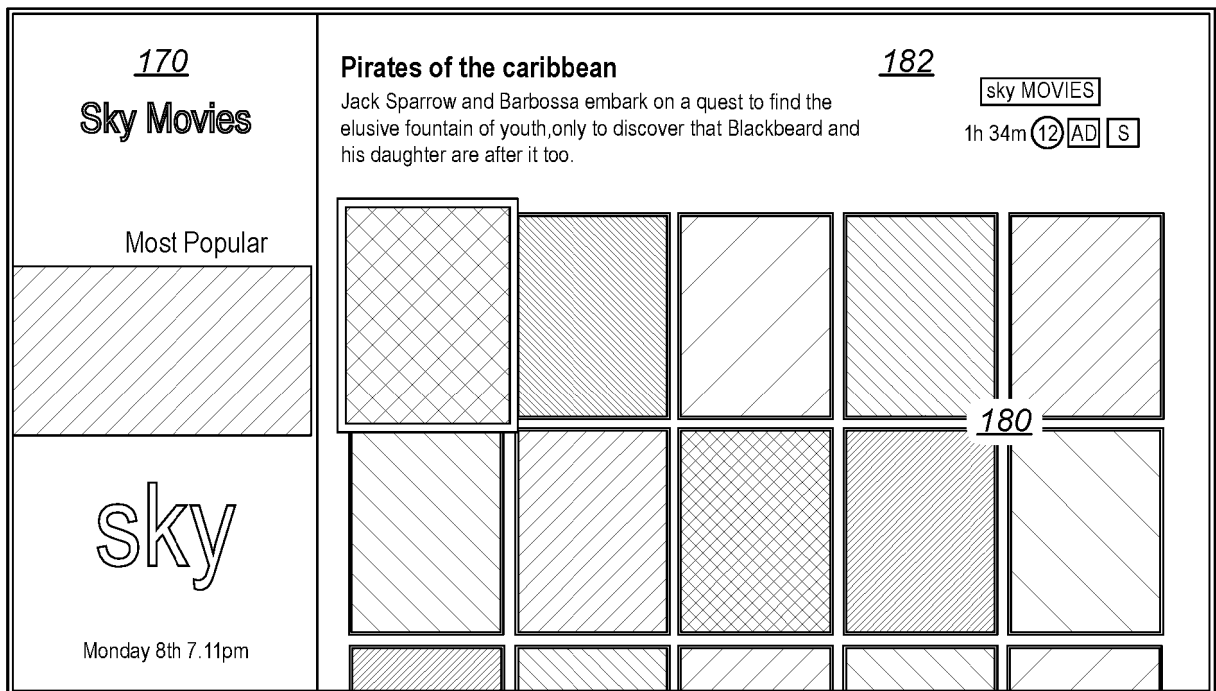


FIG. 12b

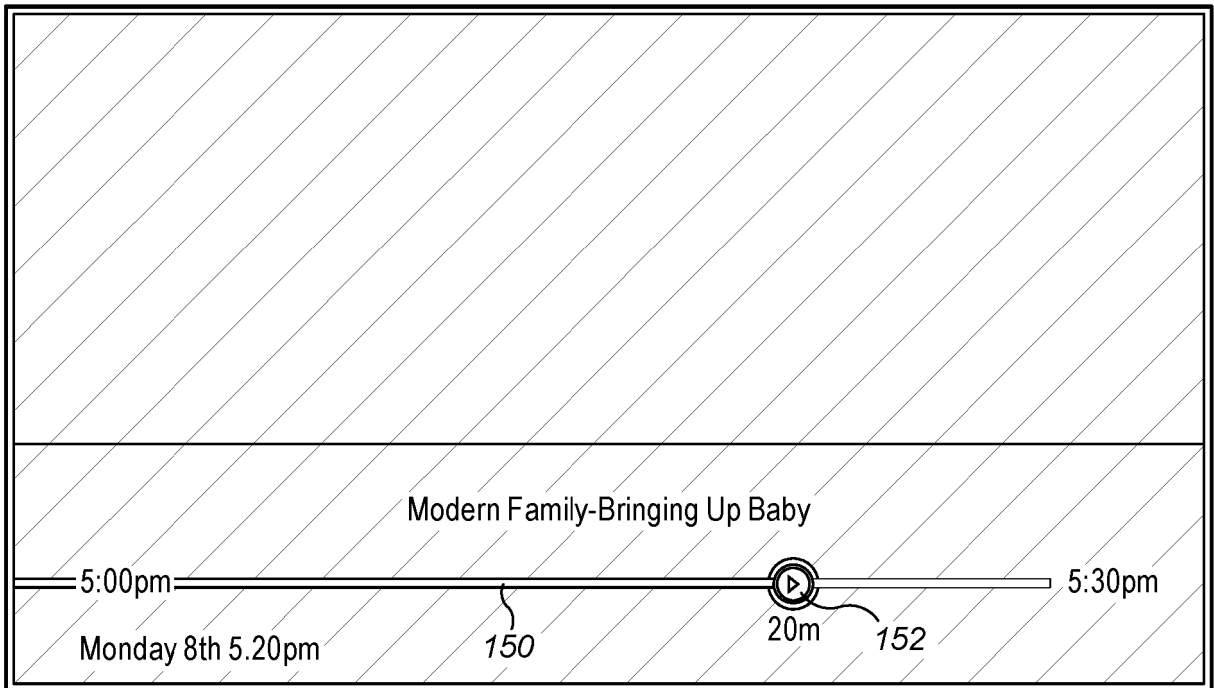


FIG. 13a

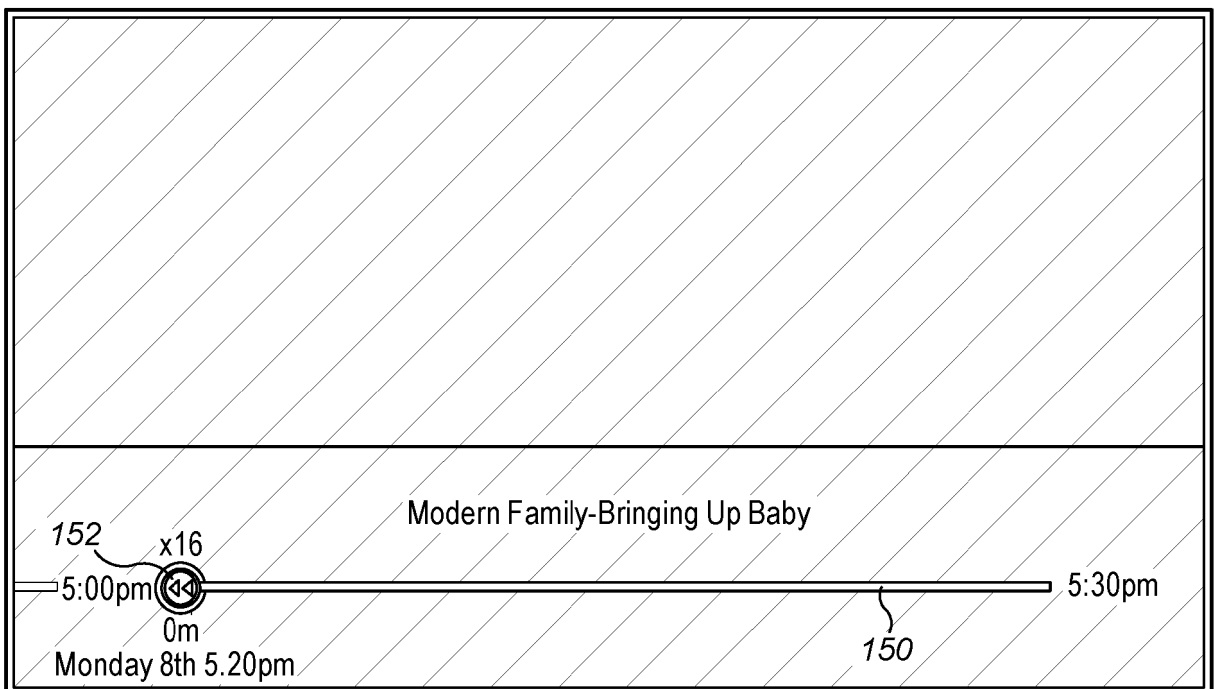


FIG. 13b

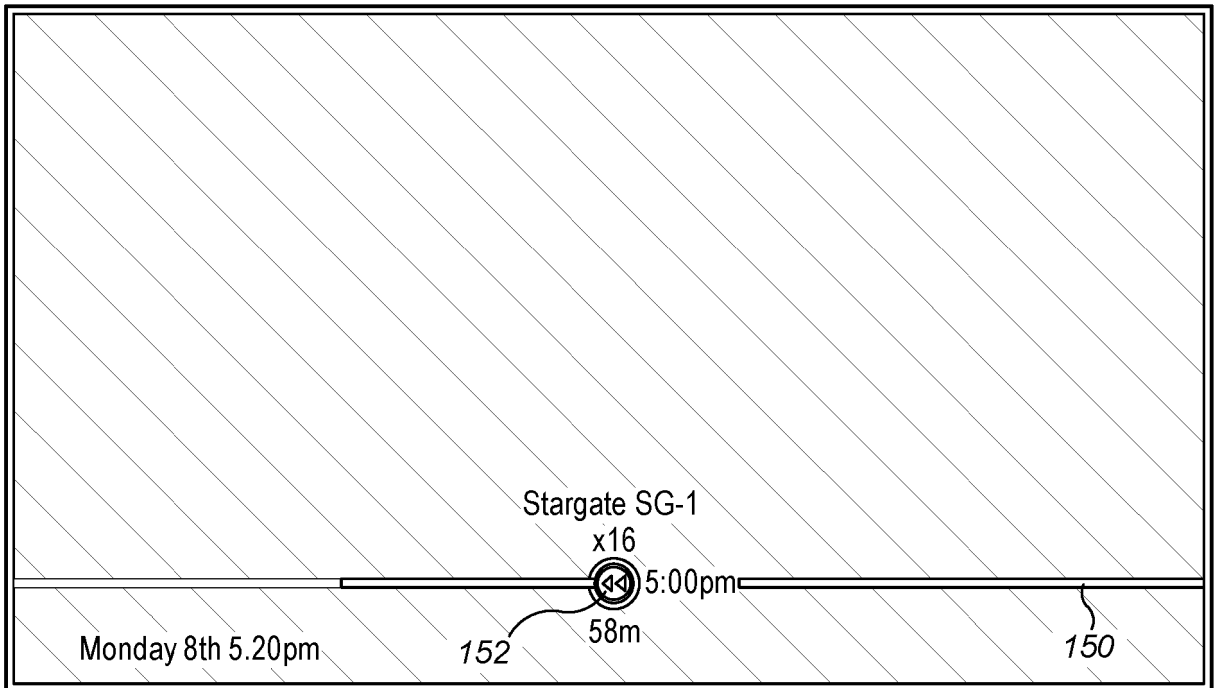


FIG. 13c

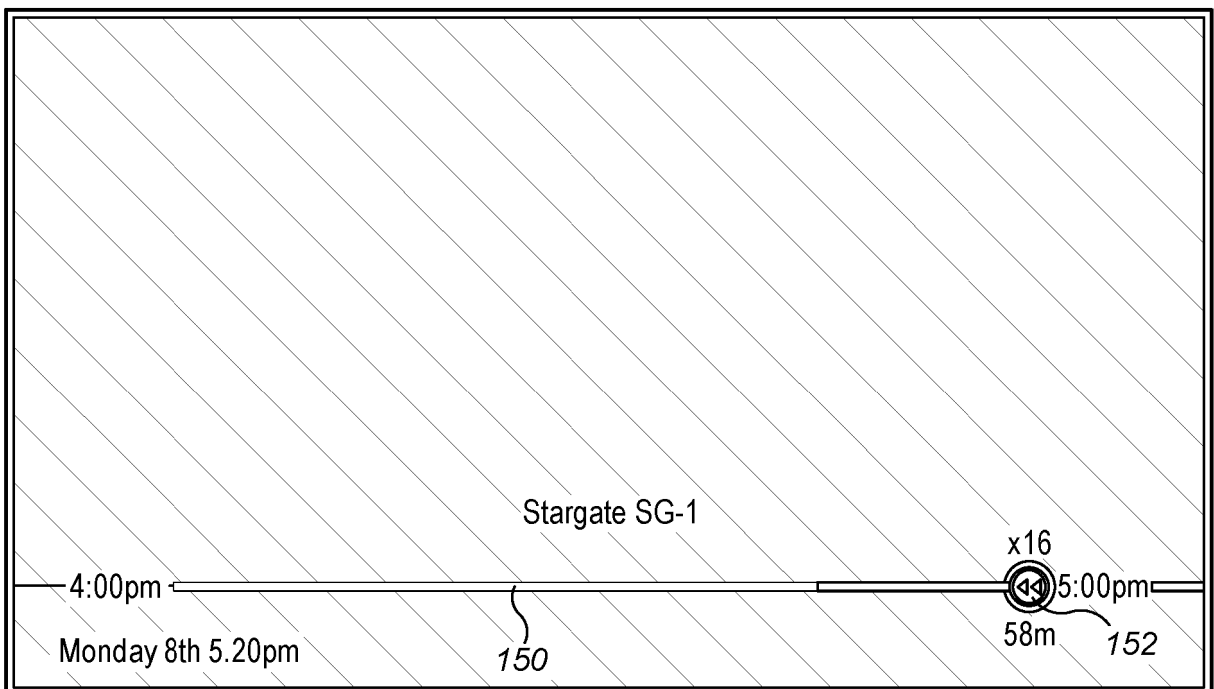


FIG. 13d

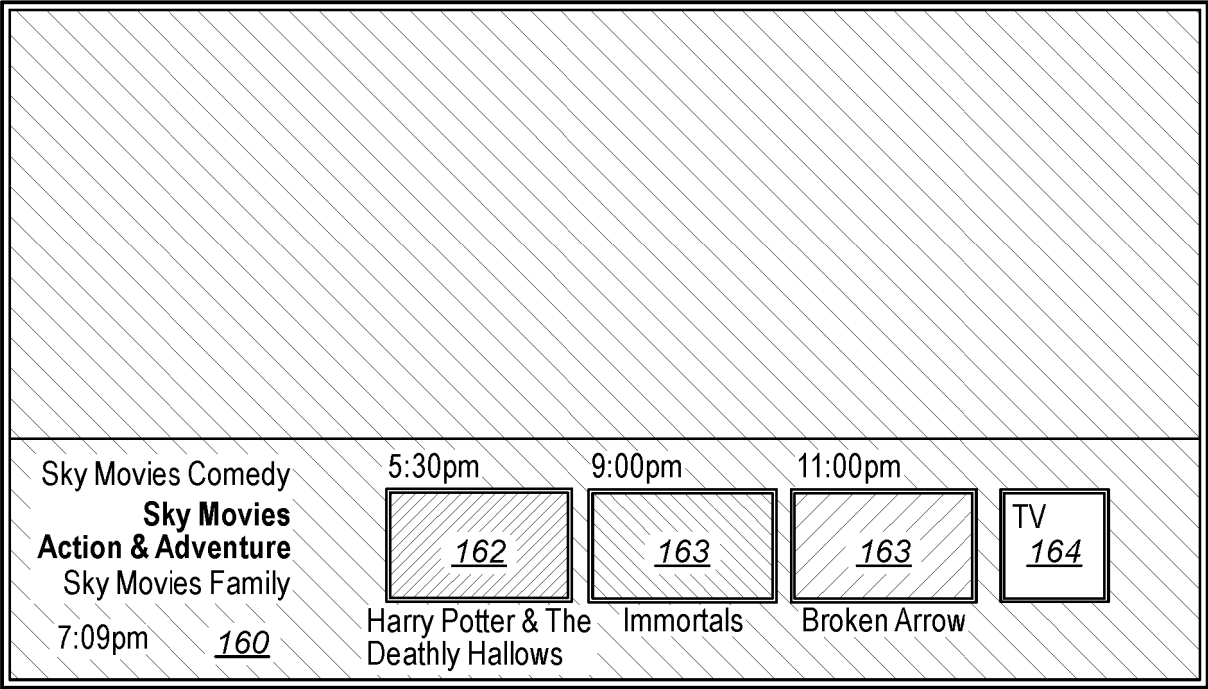


FIG. 14a

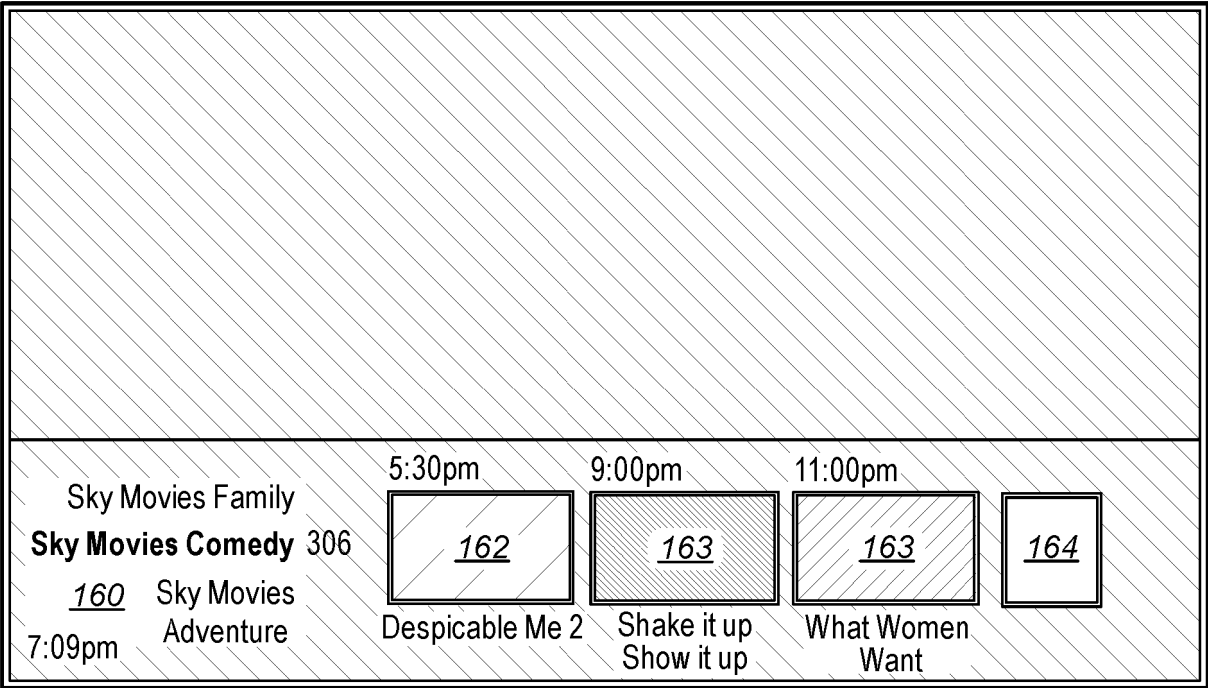


FIG. 14b

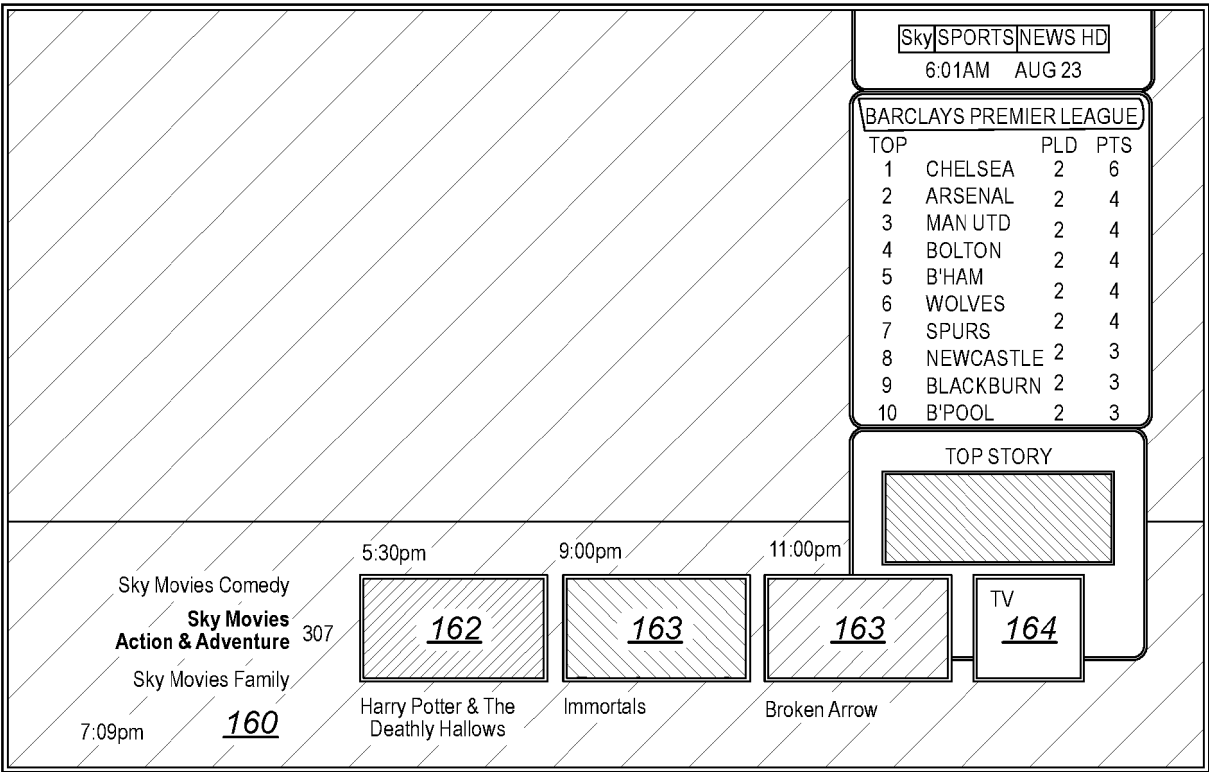


FIG. 14c



The following terms are registered trade marks and should be read as such wherever they occur in this document:

Sky and Sky+ (Page 1)

DVB (Pages 4, 6, 7)

HDMI (Page 5)

Stargate SG-1 (Page 20)

Modern Family (Page 20)

Television User Interface

Field of the Invention

[0001] The present invention relates to user interfaces for television displays, and to apparatus, methods and computer programs for implementing such user interfaces,
5 particularly but not exclusively using a remote control.

Background of the Invention

[0002] Electronic programme guides (EPGs) provide a user interface for the display of television programmes, such as audio and video programmes, to the user. Interactive EPGs allow the user to select programmes for viewing and/or recording. Examples of known
10 EPGs include those provided with the Sky™ and Sky+™ set-top boxes. Aspects of those EPGs are described in WO-A-96/37996, WO-A-99/66721 and WO-A-2009/050489.

[0003] EPGs are typically designed for display on a television (TV) screen, and are therefore limited by the resolution of that screen. With the advent of High Definition TV (HDTV), higher resolution EPGs are possible. However, the number of different channels
15 available continues to increase and the user must typically navigate around the EPG, or filter by search criteria, to find a programme of interest.

[0004] It is also desirable to include additional information in an EPG, such as programme notes, and to provide additional functionality, such as Push or Pull Video On Demand (VOD), interactive TV content and user configurable options and preferences, all
20 incorporated within the EPG window.

[0005] With this increased amount of information for display, there is a need for an intuitive, easy to use means of navigating large quantities of television programming to find desired programmes. A remote control is typically used to navigate around the EPG and select programmes for viewing. Remote controls currently used for television systems
25 typically comprise a handset including directional keys or buttons for navigation through a menu or EPG. With the advent of larger and more complex EPGs, excessive button pressing is required to select the desired programme or option. More recently, remote controls have been introduced with analog direction controls, such as touch pads and motion sensors; examples are disclosed in WO-A-2012/071334 (Hillcrest Laboratories) and US-A-
30 6,412,110. However, these analog direction controls are not well integrated with the EPG and do not provide intuitive control for the user. For example, the analog direction controls may control the position of a pointer on the display, but the user may find it difficult to control the position of the pointer and to select the required option.

Statements of the Invention

[0006] Aspects of the invention are defined by the accompanying claims. Embodiments of the invention relate to a user interface for a television display including a remote control with a touch pad. The remote control may communicate wirelessly with a receiver. Periodic samples of touch positions are time stamped only when they are received at the receiver, which can lead to variable latency; to overcome this problem, the time stamps may be quantized to the interval of the periodic samples.

[0007] The response of the user interface to gestures may be determined by a set of cascaded style sheets, allowing a consistent look and feel across different parts of the user interface, while allowing modification in specific circumstances.

[0008] Directional gestures may be used to skip forward or backward by a relative time during playback. This may be more intuitive than selecting an absolute playback point.

[0009] During EPG scrolling, a position indicator may remain fixed in a horizontal direction until a time boundary of the EPG is reached, at which point the position indicator may move to the end of the time boundary. This allows the user to focus on a specific part of the display during scrolling.

[0010] When scrolling programme items, an item may remain highlighted until it scrolls off the display, at which point the highlighting disappears until scrolling is complete. This avoids rapid flickering or jumping of highlighting during scrolling.

[0011] During scrolling, multiple directional gestures may be used to increase speed of scrolling. Alternatively or additionally, a swipe and hold gesture may be used to control the speed of scrolling, which is dependent on the length of time of the hold. These gestures may be more intuitive to the user than controlling scrolling based on speed or acceleration of gestures.

[0012] Apparatus and/or a computer program arranged to perform any of the above aspects of the invention may be provided.

Brief Description of the Drawings

[0013] There now follows, by way of example only, a detailed description of preferred embodiments of the present invention in which:

Figure 1 is a block diagram of the functional components of a satellite broadcast receiver;

Figure 2 is a schematic illustration of a remote control unit (RCU) for use with embodiments of the present invention;

Figure 3 is a schematic diagram of the RCU to UI interface in an embodiment of the invention;

5 Figures 4 and 5 are schematic diagrams illustrating the operation of an RCU interface in an embodiment of the invention.

Figure 6 shows virtual button areas on a touch pad of the RCU.

Figures 7a to 7c are schematic diagrams illustrating continuous visual feedback on a display in response to a gesture performed on the touch pad.

10 Figures 8a to 8c show a scroll operation for a vertical menu.

Figure 9 is a graph illustrating a scrolling method.

Figures 10a to 10c are schematic illustrations of an animated movement using an interpolation technique.

Figures 11a to 11d are screenshots of an EPG display.

15 Figures 12a and 12b are screenshots of a programme image display.

Figures 13a to 13c are screenshots showing a progress bar display.

Figures 14a to 14c are screenshots showing a mini-EPG display.

Detailed Description of the Embodiments

Television display apparatus

20 **[0014]** In this section, a satellite broadcast receiver is described as an example of apparatus on which a television display may be implemented. It is not intended as limiting to the scope of the invention. Other types of television display apparatus may include cable TV or Internet TV (IPTV) apparatus, and the receiver may include a plurality of different types of such apparatus. Additionally, the display apparatus may be any other audio/visual display
25 apparatus, such as a personal computer, configured to receive and display television signals.

[0015] Figure 1 shows a satellite broadcast receiver 3 for receiving television signals from a satellite television broadcast network. In this example, received signals are input to first and second tuners 10a and 10b but any number of tuners may be used in the receiver 3; for example, 8 or 16 different tuners may be provided. The received signals may comprise
30 multiplexed channels. The tuners 10a and 10b are tuneable into the same or different channels of the satellite television broadcast network for simultaneous reception of the same or different television programmes. Signals from the tuners 10a and 10b are passed to a crossbar switch 11 which separates the data received from the tuners 10a and 10b into data

for direct output to a television, data representing received television programmes for recording and subsequent playback, and user services and programme scheduling data, in accordance with the XSI standard, for example. The receiver 3 has a hard disk (or other memory medium) 13 which receives from the crossbar switch 11 compressed video and audio data for recording and subsequent playback via recording and playback circuitry 16. In the embodiment illustrated in Figure 1, the receiver 3 includes two demultiplexer recording pipes (DMRec1 and DMRec2), which are coupled to Random Access Streaming Protocol circuitry (RASP) for analysing data in a received stream and indexing the data as it is received, but there may be more than two such pipes. The recording and playback circuitry 16 is also configured to perform decryption of received data, for example before the video and audio data is transmitted for playback on a display, using stored decryption keys according to the encryption technique used to encrypt the received data.

[0016] The received signals comprise digitally encoded data. In this example, the data is compressed using the Digital Video Broadcast/Moving Pictures Expert Group 2 or 4 (DVB/MPEG 2/4) standard which permits both programme data and additional data (for example interactive service data) to be transmitted in a single channel. DVB/MPEG 2/4 enables high compression ratios to be achieved. The hard disk 13 receives and stores compressed data. The data is decompressed only after retrieval from the hard disk 13.

[0017] Satellite (and indeed cable) programmes are usually scrambled to prevent unauthorised access by non-authorised subscribers. The receiver 3 therefore has an Integrated Conditional Access Module (ICAM) 14 which co-operates with a smart card 14a to determine whether the viewer has subscribed to a particular channel and is therefore authorised to access the channel. Parental control over channel access is also provided, at least in part, by the access control circuit 14. The receiver 3 further comprises a demultiplexing and descrambling circuit 15 which receives from a selector 17 data from the crossbar switch 11 for direct output or data from the hard disk 13 for playback. The demultiplexing and descrambling circuit 15 separates the data into video data and audio data for distribution to various locations within the receiver 3. The demultiplexing and descrambling circuit 15 is also controlled by the access control circuit 14 to enable the descrambling of the signal by authorised subscribers. The receiver 3 also comprises a video decoder 18 for decompression and processing of encoded video data received from the demultiplexing and descrambling circuit 15, and an audio decoder 19 for decompression and processing of compressed audio data, operating according to the MPEG 2/4 or H.264/H.265 standards, for example.

[0018] Decompressed video data is supplied to standard definition display circuitry 20 and high definition display circuitry 21 which combines the decompressed video data with corresponding standard definition or high definition on-screen display and graphics generated by on-screen display and graphics generation circuitry 22 using the user services and programme scheduling data. The standard definition display circuitry 20 provides the combined standard definition video and graphics data to a standard definition digital encoder and Digital to Analogue Converters (DACs) 24 where the data is encoded and converted into an appropriate format for direct input to a television set. The high definition display circuitry 21 supplies the combined high definition video and graphics data to a high definition digital encoder and Digital to Analogue Converter (DAC) 25 where the data is encoded into an appropriate high definition format for output to a high definition TV if so desired. The combined high definition video and graphics data is also supplied to a High Definition Multimedia Interface (HDMI) interface 26 which also receives decompressed audio data from the audio decoder 19 via audio post-processing circuitry 27, for output to an HDMI input of a high definition TV if so desired. Decompressed and processed audio data is also supplied to an audio DAC 31 for direct input to an analogue audio device or speakers. The demultiplexing and descrambling circuit 15 also outputs compressed digital audio to a proprietary audio interface, for example in accordance with the Sony/Philips Digital Interconnect Format (SPDIF) 33 for direct input to appropriate audio equipment.

[0019] The receiver 3 is controlled by a processor 23 which communicates with the various units of the receiver via a bus (not shown). The processor 23 has associated with it Random Access Memory (RAM) 34. The processor 23 controls operation of the receiver 3 by tuning the tuners 10a and 10b to receive signals for the desired channels by controlling the demultiplexing, descrambling and decompression so that the desired programme and/or interactive service data is displayed on the screen of the TV, and by controlling the hard disk 13 to record desired television programmes or to play back previously recorded television programmes. Viewer selection of desired programmes and customer services is controlled by viewer manipulation of a RCU 28, which in response to such viewer manipulation transmits control signals to an RCU interface 29 for input to the processor 23. The RCU interface 29 may include a Bluetooth® interface and/or an infrared (IR) interface for communication with an RCU 28, as described below.

[0020] The RCU 28 also allows the viewer to control of the operation of the hard disk 13 to record television programmes, to play back recorded television programmes and to program the recording of television programmes, etc.

[0021] Operation of the receiver 3 is controlled by software and/or firmware that makes the processor 23 responsive to control signals from the RCU 28 and/or additional data in the received signals. Interaction between hardware and software in the receiver 3 may be as described in detail in the Applicant's earlier international patent application published as WO 01/11865. Operation of the receiver 3 in receiving and decoding data representing television programmes and data defining scheduling and other information related to the programmes may be substantially as described in detail in the Applicant's earlier international patent application published as WO 96/37996. Operation of the receiver 3 in providing interactive services may be substantially as described in the Applicant's earlier international patent application published as WO 97/23997.

[0022] Within the Digital Video Broadcasting (DVB) standard for digital television broadcast there exists a standard for the transmission of schedule information such that it can be decoded and presented correctly to subscribers in the form of an Electronic Programme Guide (EPG). This DVB standard is known generally as the SI standard and can be found in the specification: ETS 300 468, ETSI Digital Broadcasting Systems for Television, Sound and Data Services; Specification for Service Information (SI) in Digital Video Broadcasting (DVB) Systems 2nd edition. Guidelines for using the specification are given in ETSI ETR 211 - DVB SI Guidelines. The receiver 3 is designed to support the SI specification.

[0023] In addition to operating data for use in controlling access to channels, additional data in a channel can include brief programme schedule data representative of so-called event information tables (EITs) defining the scheduling of programmes in each channel. The programme schedule data is stored in the RAM 34 and, once stored, the scheduling information is available effectively instantaneously. Alternatively, the programme schedule data may be stored in the hard disk 13. The programme schedule data is transmitted regularly so that the receiver 3 will be updated substantially continuously. As those skilled in the art will appreciate, the transmitted information may be brief to enable each channel to carry a reduced set of programme schedule data without excessive overheads in terms of bandwidth requirements in each channel and memory requirements in the receiver.

[0024] In addition, a dedicated EPG channel transmits more detailed programme scheduling information, such as programme synopsis or other ancillary data associated with the scheduled programmes, which is stored in the hard disk 13. The information transmitted via this dedicated channel is updated more frequently and covers a longer period of time (e.g. two weeks). As a consequence, an up-to-date television programme schedule of a complete

week should always be available. As explained in greater detail below, the receiver 3 is arranged to display the programme scheduling information for several of the channels over a predetermined period of time on the TV. Also, a viewer can interact with the receiver 3 to program recordings of television programmes, view a desired part of the available programme schedule, etc., on the basis of the information received via the dedicated EPG channel.

[0025] Since the tuners 10a and 10b can be tuned to receive different channels, it is possible for a first television programme in one channel to be displayed on a TV and recorded on the hard disk 13, while at the same time a second television programme in another channel is also recorded on the hard disk 13. Operation of the receiver 3 in providing simultaneous recording and playback may be substantially as described in the Applicant's earlier international patent application published as WO 01/11865.

[0026] The hard disk 13 of the receiver 3 is similar to conventional hard disks used in computer systems for storing large amounts of data. The hard disk 13 has a capacity of many gigabytes to a few terabytes (e.g. 500 gigabytes or 1 terabyte) and receives video and audio data via a SATA interface, for example, for storage in the compressed form in which it is received, for example, in accordance with the DVB/MPEG 2/4/H.264/5 standards as discussed above. This allows for the storage of several hours of television programmes (e.g. 100+ hours) on the hard disk 13. The hard disk 13 comprises two storage areas, one for the storage of television programme data, and the other for storing metadata which is used to control the hard disk 13, for example as discussed in greater detail in the Applicant's earlier patent publications mentioned above. The processor 23 controls the operation of the hard disk 13. More specifically, the processor 23 controls the recording and playback of television programmes to and from the hard disk 13. Other processors (not shown) can be used to control the hard disk 13 as appropriate, but the control is described in this document with reference to only processor 23 to facilitate understanding.

[0027] The receiver 3 also includes one or more external interfaces 35, such as a Universal Serial Bus 2 (USB2) port. The USB2 interface may be connected to a transcoding device (not shown) via a USB connector, which allows media content in a first format to be supplied from the receiver 3 and transcoded by the connected transcoding device into a second media coding format suitable for playback on a Personal Media Player (not shown). Operation of the receiver 3 in providing transcoding services may be substantially as described in the Applicant's earlier international patent application published as WO 06/125999.

Remote Control Unit (RCU)

[0028] As will be described in the embodiments below, a user navigates between particular display areas, programmes and menu items of an interactive user interface using one or more analog direction controls and/or appropriate button or key presses of a RCU 28. Figure 2 shows an example of the front face of a RCU 28 for use with embodiments of the present invention. As shown in Figure 2, the RCU 28 includes a capacitive touch pad 130 having a circular inner area 131 and an annular outer area 132. Markings may be provided on the inner area 131 and/or outer area 132, to indicate 'virtual' buttons or areas corresponding to specific functions, as will be described in more detail below.

[0029] The inner area 131 and outer area 132 may comprise physically discrete touch-sensitive areas, for example having separate outputs, or may comprise virtual areas of a single physical touch-sensitive area. In this embodiment, the inner area 131 comprises a discrete touch pad having one or more tactile or 'tact' switches coupled thereto, so that pressing the inner area 131 closes the tactile switch(es), preferably with tactile feedback to the user. In other words, the user may 'click' the touch pad of the inner area 131. Different tact switches may be closed by pressing different areas of the inner area 131, or a single tact switch may be closed by pressing any portion of the inner area 131. The latter may be preferable in that it does not require tilting of the touch pad of the inner area 131, which is mechanically complex and may lead to sticking.

[0030] The outer area 132 may include discrete sections coupled to tactile switches, which correspond to specific buttons, such as back-up button 123, home button 124 and record button 125. One or more other sections may be touch sensitive but not coupled to any tactile switches, such as the upper section of the outer area 132 as shown in Figure 2. In this case, virtual buttons in the upper section are marked, for ease of identification by the user. The operation of such virtual buttons is determined by an RCU interface in the receiver 3, as described below.

[0031] The remote control 28 may also have physical buttons (i.e. keys or buttons defined in the hardware of the remote), separate from the capacitive touch pad 130. Examples in this embodiment include a power on/off button 133, search button 134, volume up/down buttons 135, channel up/down buttons 136 and numeric keys 137. Other configurations of physical buttons may be provided. Optionally, the capacitive touch pad may be replaced by discrete physical buttons, for example for cost reasons. However, the capacitive touch pad, or other analog direction control, may be required for some of the embodiments described below.

RCU to UI Interface

[0032] Figure 3 illustrates schematically the interface between the RCU 28 and the UI 142. The RCU 28 includes a CPU and firmware 40 and a transmitter 41 for communication with the RCU interface 29 using infra-red (IR) signals and/or short-range wireless link signals such as Bluetooth® signals, which allow higher bandwidth bi-directional communication. The RCU 28 may include a microphone (not shown) for receiving voice commands from the user; these are encoded as audio signals and sent over the wireless link to the receiver 3. Voice recognition is performed on the audio signals to interpret the commands; the voice recognition may be performed at the receiver 3 or by a remote server 62 connected to the receiver 3 over a network 60, such as the Internet.

[0033] The RCU 28 detects the absolute X and Y coordinates of the touch position on the areas 131 and 132 as discrete touch events and sends these to the RCU interface 29 as periodic samples (e.g. at 100 Hz).

[0034] The RCU 28 also outputs, to the RCU interface 29, signals indicating pressing of the tactile switches and physical buttons.

[0035] The signals received by the RCU interface 29 are converted by an RCU driver 50 at the receiver 3 into user interface commands for output to user interface (UI) components 142, via middleware 52. The UI components 142 include a core UI layer 66, for example Qt (TM) and an app layer 64, for example Luna.

[0036] The touch events A, B are time-stamped with the times T1, T2 at which they were received by the UI components 142. The RCU 28 in this embodiment does not include a clock, and the wireless link signals (e.g. Bluetooth® signals) from the RCU 28 to the RCU interface 29 are not time-stamped. As there is variable latency between the RCU 28 and the middleware 52, the times T1, T2 may not accurately correspond to the relative timings of the touch events. To overcome this problem, the times T1, T2 are quantized to intervals of 10 ms (i.e. to the nearest 0.01 s). Since the RCU 28 samples the touch events at 10 ms intervals, and the latency variation is assumed to be less than 5 ms, the quantization to 10 ms intervals should correct for latency variation.

[0037] The method of conversion of signals by the driver 50 depends on the type of input from the RCU 28. For example, a press of a physical button on the RCU 28 is converted into a corresponding user interface command. However, the outputs from the touch pad 130 require more complex conversions, as described below.

[0038] As illustrated for example in Figures 4 and 5, a tap or click by the user on a single position of the inner area 131 is converted to an absolute position in a grid 141 having a low

resolution, such as 5 horizontal cells by 3 vertical cells. This absolute position may be used to select an item in a corresponding grid in a user interface component 142. For example, as shown in Figure 4, a tap in a position corresponding to the coordinate {2, 3} on the grid 141 may cause the user interface component 142 to highlight a cell with a corresponding coordinate on a displayed grid. Where the tap is performed with enough force to close a tactile switch of the inner area 131, this is recorded as a 'click' by the RCU interface 29 and may result in a different command being output to the user interface 142, which may then perform a different action depending whether a tap or a click is performed at an absolute position. Alternatively, a click may be required and a tap alone may result in no action.

[0039] In another example, the user may input a relative movement command, for example using a touch movement or gesture performed on the inner or outer area 131, 132 of the touch pad 130. The RCU interface 29 receives as input the periodic X and Y coordinates of the touch position and detects whether a series of these periodic coordinates corresponds to a predefined gesture, for example by reference to a stored gesture library. If a predefined gesture is detected, the RCU interface 29 outputs the gesture with detected parameter values, if relevant. The output gestures are provided as periodic input to the UI component(s) 142. Preferably, this output is continuous so that the user interface can respond to the gesture as it is performed. This allows the user interface to respond smoothly, preferably with an animation effect to provide visual feedback to the user.

[0040] A plurality of different possible gestures may be pre-defined in the gesture library, and in the present embodiment there are at least two such gestures, referred to as 'slide' and 'swipe'. A 'slide' gesture comprises a long, approximately linear touch movement; the corresponding output indicates the velocity and optionally the acceleration of the movement, as well as its horizontal or vertical direction; the corresponding output is preferably output substantially continuously or periodically, and varies according to the current properties of the 'slide' gesture until the gesture is determined to have finished, for example in response to the user moving out of contact with the touch pad 130. A 'swipe' gesture comprises a short, quick linear touch movement; the corresponding output is simply the horizontal or vertical direction of the swipe.

[0041] Preferably, the RCU interface 29 filters out small, involuntary gestures by the user, caused for example by the user resting a digit on the touch pad 130. As illustrated in Figure 5, the RCU interface 29 does not respond to any movement within a zone A defined with respect to the initial touch point on the inner area 131, for example within a predetermined radius from the initial touch point. However, when the touch point moves outside the zone

A, the RCU interface 29 determines the direction of travel of the touch point from the initial point of contact, and begins to output this direction.

[0042] The UI components 142 are used to display the EPG in a grid format, and various horizontal or vertical menus, and therefore need only respond to vertical or horizontal movement commands; diagonal or rotational commands are not supported. The RCU interface 29 therefore interprets a directional gesture by the user as being entirely horizontal or vertical and provides a corresponding output to the UI components 142. For example, the user may move the touch point along the vector B, which is at an angle to the horizontal direction but closer to being horizontal than vertical. The RCU interface 29 therefore resolves the vector B along a horizontal vector C. The direction of the gesture is ‘locked’ in a horizontal direction, and any subsequent movement of the touch point will be resolved in that direction until the user’s finger is lifted from the touch pad 130. Hence, the RCU interface 29 will output subsequent changes of direction along the horizontal, but will not respond to any vertical component of the gesture. Likewise, if the gesture is determined to be vertical, only the vertical component will be output.

[0043] The RCU interface 29 may also respond to discrete taps or clicks on predetermined areas of the touch pad 130 corresponding to virtual buttons, as shown for example in Figure 6. For example, on the inner area 131, virtual ‘up’, ‘down’, ‘left’ and ‘right’ buttons 126, 127, 128, 129 may be defined, optionally with a central ‘select’ button 144, such that a tap or click in the corresponding area causes the RCU interface 29 to output an up, down, left, right or select command. These commands may be advantageous for backwards compatibility with remote or game controls that have corresponding physical buttons. The virtual buttons need not be visually marked on the inner area 131, and their shape and size may be reconfigured according to user interface requirements.

[0044] Where the inner area 131 has only one corresponding tactile switch, the position of a ‘click’ may be determined from the detected touch position on the inner area 131. Therefore, multiple virtual clickable buttons may be defined, using only a single tactile switch.

[0045] Virtual buttons may also be defined on the outer area 132. In this example, the upper section of the outer area 132 contains virtual play/pause button 120, rewind button 121 and fast forward button 122, such that a discrete tap on these buttons causes the RCU interface 29 to output a corresponding play/pause, rewind and fast forward command. Multiple taps of the rewind button 121 or fast forward button 122 may increase the speed of rewinding or fast forwarding respectively, for example from 2x to 6x, 12x and 30x speed with each tap.

[0046] A 'slide' gesture, starting from any point on the outer area 132, may generate a rewind or fast forward speed command depending on whether the direction of the gesture is to the left or to the right. Once the direction is determined, the remaining space between the starting point of the gesture and the end of the outer area is divided dynamically into four speed regions. As the gesture moves through these regions, the trick play speed (x2, x6, x12, x30) increases correspondingly. If the gesture is 'held', by maintaining contact with the outer area 132, then trick play continues at the speed corresponding to the region in which the gesture is held. Once the gesture is released, by breaking contact with the outer area 132, then playback resumes at normal speed.

[0047] In playback mode, the user may perform a horizontal swipe gesture on the inner area 131 in order to skip back or forward a predetermined length of time in the programme, such as 5 minutes, relative to the current playback point. The length of time of the skip may vary according to the overall length of the programme being played back, increasing for longer programmes.

[0048] In playback mode, the user may perform a horizontal 'slide' gesture on the inner area 131 to move forward or backward to a specific time point in the programme, according to the direction of the slide. Playback pauses when the user touches the inner area 131 at the beginning of the slide, and the selected time point may be indicated on-screen as the slide gesture is performed. Playback may resume when the user clicks the inner area 131, or alternatively when the user releases the gesture by breaking contact with the inner area 132.

[0049] The RCU interface 29 and UI component 142 may also respond to a combination of a gesture and one or more clicks. For example, a 'slide' followed by one or more clicks may be used to scroll through items in the user interface and then step through individual items, giving a combination of gross and fine control. This may be useful for example when controlling an on-screen keyboard, where the slide gesture is used for relative movement to an area of the keyboard, while the clicks are used to select between different keys within that area.

[0050] The RCU interface 29 and UI component 142 may also respond to a combination of a swipe gesture and a 'hold', where the user's digit remains in contact with the touch pad 130 at the end of a gesture. The UI component 142 may be responsive both to the direction of the gesture and the length of time of the 'hold'. This combination provides a simple method of controlling the speed of movement (e.g. scrolling) through the UI component, dependent on the length of time of the 'hold'. Users may find it easier to control speed using the time (e.g. of the hold) rather than speed (e.g. of the swipe).

[0051] The 'hold' may be considered to end when the user's digit is removed from the touch pad 130, or when the user begins to move the digit once again. This allows a transition from the 'hold' to a new swipe or slide gesture, for example to reverse the direction of the previous gesture.

5 **User Interface with Visual Feedback**

[0052] The UI components 142 provide continuous visual feedback of user interaction with the RCU 28, and particularly with the touch pad 130. With a conventional RCU, a single button press causes a discrete change to the user interface, such as a different item being selected or highlighted, so the user does not need additional visual feedback. With an analog direction control such as the touch pad 130, a gesture may not immediately result in a discrete change to the user interface, so it is advantageous to provide continuous visual feedback in response to a gesture. On the other hand, it would be distracting to show on the display a pointer that follows every movement of the analog direction control, as is the case with a conventional mouse pointer.

[0053] In an embodiment of the invention, an indicator is shown on the display indicating horizontal or vertical motion detected on the touch pad 130, with the filtering and directional locking described above. The indicator may comprise a background lighting effect, glint or 'spotlight' centred on the location of the indicator on the display. The indicator is displayed separately from highlighting of EPG or menu items on the display, but the highlighting may change in response to the indicator moving on to or into proximity with a displayed item, as described below with reference to Figures 6a to 6c, which show an example of items I1, I2 and I3 in a grid as part of an EPG display.

[0054] The indicator centre position is shown as a dashed cross in the figures, but in an actual display only the spotlight, centred on the indicator position, is shown. As shown in Figure 7a, the item I1 is currently highlighted and the indicator S is centred under the item I1. The user performs a horizontal slide gesture to the right, so that the centre of the indicator S moves under the next item I2 to the right. A horizontal threshold T is defined, a predetermined distance past the border between the items I1 and I2 in the direction of travel of the indicator S. In Figure 7b, the indicator position has travelled past the border, but not past the threshold T, and item I1 is still highlighted. In Figure 7c, the indicator position has travelled past the threshold T and the next item I2 is now highlighted.

[0055] A similar procedure is followed when performing a slide gesture to the left, except that the threshold T is define a predetermined distance to the left of the border between the items I1 and I2, since the direction of travel is to the left from item I2 to I1.

[0056] A similar procedure may be followed when moving in a vertical direction, with the
 5 threshold T defined a predetermined distance past a horizontal border between items in the direction of travel. The threshold T provides hysteresis between the indicator position and the highlighting of items, so that the highlighting does not flip rapidly between items as the indicator position passes back and forth over the border between them.

[0057] Alternatively, the threshold T may be defined a predetermined distance before the
 10 border, or on the border, determining how quickly the next item should be highlighted, and whether hysteresis is required.

[0058] However, preferably the spotlight or other indicator S does not move in the vertical direction, but a scroll operation in the vertical direction causes the menu items to scroll vertically beneath the indicator. When the scroll operation is completed (for example by the
 15 user ending a slide gesture), the menu items may 'snap' into alignment with the indicator S so that only one menu item is highlighted, but this may cause a problem when the indicator is half way between two menu items and it is not clear to the user which menu item will be selected.

[0059] A solution to the above problem is illustrated in Figures 7a to 7c. In this case, a
 20 vertical menu comprises a set of vertically arranged rectangular items I1-I4 and the indicator S comprises a rectangle that is fixed in the vertical direction. At the start of a vertical scroll operation, as shown in Figure 8a, the first item I1 ('HD & 3D') is positioned under and aligned with the indicator S. In response to a vertical gesture input by the user, such as a 'slide' gesture, the vertical menu begins to move vertically under the indicator S, as shown
 25 in Figure 8b. This provides visual feedback of the gesture to the user. When the vertical menu has moved by a threshold amount T less than half the vertical height of the items I1-I4, for example by 20-30% or 25% of the vertical height, the vertical menu 'snaps' or slides quickly into the position shown in Figure 8c, as indicated by the dashed arrow, with the indicator S aligned with the next item I2 in the direction of movement. If the gesture
 30 continues, the menu continues to move as shown in Figures 7b and 7c for each item I1-I4 in turn.

[0060] In a variant where the items I1-I4 have varying vertical heights, the threshold amount for initiating the 'snap' action may be a constant, preferably less than half the smallest height among the items I1-I4. Hence, the same length of gesture is required to

move each item under the indicator S. Alternatively, the threshold amount may be proportional to the height of the next item I1-I4 in the direction of motion and/or the height of the currently selected item I1-I4.

5 [0061] A similar ‘snap’ action may be applied to alternative arrangements, for example to horizontal menus and/or to scenarios where the indicator S moves and the items I1-I4 are stationary.

10 [0062] The scrolling action may be dependent on the speed and/or acceleration of the scroll, determined for example by the speed of a slide gesture or the length of time of hold in a ‘swipe and hold’ gesture: for example, if the speed and/or acceleration is above a predetermined threshold, the vertical menu scrolls without the ‘snap’ action. This allows quick navigation through a list until the desired item approaches, at which point the user may slow the gesture and allow a positive selection of the desired item by means of the ‘snap’ action. Additionally or alternatively, the scroll ‘gearing’ (i.e. the distance or number of items moved in the user interface as a function of the distance moved in the gesture) may
15 depend on the speed and/or acceleration of the gesture. For example, as shown in Figure 9, the scroll gearing may be constant at low gesture speed range S1, but may increase at a higher gesture speed range S2 until a maximum gearing is reached at gesture speed range S3. The ‘snap’ action is only performed within the low gesture speed range S1. This allows quick navigation through a long menu, with precise selection of the menu item required.

20 [0063] In the case of a ‘swipe and hold’ gesture, the scrolling speed may move from a lower speed to a higher speed after a predetermined length of time of the hold. Preferably, the scrolling speed increases smoothly from the first speed to the second speed, following for example a Bezier curve.

25 [0064] Additionally or alternatively, the scroll speed may be increased by performing multiple slide or swipe gestures in quick succession, in the same resolved X or Y direction.

[0065] Some users may inadvertently rest a digit on the touch pad 130, which may cause involuntary interaction with the user interface if the digit is moved. To alert the user to such contact, the spotlight or other indicator S may be displayed only in response to user contact with the touch pad 130, or the indicator S may change in brightness or appearance in
30 response to the user contact.

Interpolation

[0066] In the user interface 142, it is desirable to animate changes smoothly but responsively to user input. The user interface 142 should respond to the user input without

excessive lag, but some degree of lag may be desirable so that the changes appear smooth. In conventional animation techniques known as ‘tweening’, start and end points are defined and the animation then follows a predefined transition between the start and end points. However, in the present embodiments the user input and hence the end point may be constantly changing, for example as the speed, position or acceleration of a ‘slide’ gesture changes.

[0067] In an embodiment of the invention, interpolation between start and end points is determined on the basis of the current position and the current destination or target position. For example, in the case of animated motion in the x direction, given the current position x_s and the destination position x_e , the next position x_1 is calculated as follows:

$$x_1 = x_s + (x_e - x_s) / I \quad (1)$$

where I is the level of interpolation.

[0068] This type of animation combines responsiveness and smoothness. In contrast to ‘tween’ animation, there is no need to calculate a long list of coordinates from the beginning to the end, and there is no need to specify the time that the animation takes. The destination position can constantly change without affecting smoothness, and providing a quick response to user interactions.

[0069] The level of interpolation I may be a constant. However, this would result in the animation slowing down when it reaches the destination position. Hence, a variable level of interpolation I may be calculated, for example according to the following equation:

$$I = \min(|\text{offset}|, T) * (I_{\max} - I_{\min}) / T + I_{\min} \quad (2)$$

where:

offset is the distance between the current and destination position ($x_e - x_s$)

I_{\min} is a minimum level of interpolation, preferably but not necessarily constant;

I_{\max} is a maximum level of interpolation, preferably but not necessarily constant; and

T is a threshold offset value that determines when the level of interpolation starts changing linearly from I_{\max} to I_{\min} .

[0070] If the absolute value of the offset is greater than the threshold T, then the level of interpolation I is equal to I_{\max} . When the offset is lower than the threshold T, I changes linearly from I_{\max} to I_{\min} . This variable level of interpolation provides a better control and snaps faster to the destination point.

[0071] An example of this interpolation technique is shown in Figures 10a to 10c, for an item I having a current position x_s . The destination position x_e changes in response to a user gesture input between Figures 8a and 8b, and stays the same between Figures 8b and 8c. In

each case, the new position x_1 is calculated and becomes the current position x_s for the next frame.

[0072] A new value of the next position x_1 may be calculated for each successive frame. Preferably, the frame rate is synchronised with the vertical refresh rate, for example at 50 or 60 Hz. However, the frame rate may drop in some circumstances, such as high processor load. For the interpolation to appear smooth, the new values are preferably calculated at a constant rate, independent of the frame rate and for example synchronised to the vertical refresh rate. If the frame rate drops below the vertical refresh rate, the new value will be used that is current when the frame is created.

[0073] The above embodiment has been described with reference to a change in position, but the interpolation technique may be applied to changes in other visual properties, such as brightness.

Full EPG Display

[0074] Figure 11a shows an example of a full-screen EPG display, comprising one of more vertical columns, and an EPG grid. A status column 170 includes a mini-TV window 172 showing a live feed of a currently tuned channel. A channel filter column 174 shows a menu of channel filters to be applied to the full EPG, which comprises a channel column 175 containing channel names, and an EPG grid 176 indicating programme titles in each channel, arranged along a horizontal axis representing broadcast time.

[0075] When a channel filter is selected from the channel filter column 174, an animation effect is displayed whereby the channel filter column 174 appears to slide away behind the status column 170, and the selected channel filter is displayed in the status column 170, as shown in Figure 11b. This provides a visual cue to the user that the filter has been applied, and avoids the channel filter column 174 taking up space when it is not needed. The user may cause the channel filter column 174 to reappear by navigating to the status column 170 and selecting the channel filter indicated therein.

[0076] The user may navigate between the columns 170, 174, 175 and EPG grid 176, using gestures or clicks on the inner area 131 of the touch pad. The user may navigate to the EPG grid 176 and highlight a programme, whereupon a corresponding programme synopsis is displayed in a banner 178 at the top of the full EPG 176. As the user highlights other programmes, for example using a 'swipe' gesture or button press, the banner 178 is updated to show the corresponding synopsis. Alternatively, the user may scroll horizontally or vertically through the full EPG 176, for example using the 'slide' or 'swipe and hold'

gesture. In this case, as shown in Figure 11c, the banner 178 is automatically hidden during the scrolling operation. When the scrolling operation is complete, the banner 178 is automatically displayed once again, as shown for example in Figure 11b, but showing the synopsis for the new highlighted programme. Advantageously, the banner 178 is automatically removed during scrolling when it would not be required, and would restrict the amount of space available for the full EPG 176.

[0077] During scrolling through the full EPG 176, the highlighting of individual programmes may be inhibited, so as to avoid a flickering effect caused by the highlight jumping to successive programmes. The highlighting may be inhibited immediately on scrolling, or the highlighting may remain on the programme highlighted when scrolling was initiated; this highlighted programme then scrolls off the screen. The display of the indicator or spotlight S may also be inhibited during scrolling of the full EPG 176. When scrolling is finished, highlighting may be restored, for example on the programme at the current position of the indicator S.

[0078] Scrolling of the EPG grid 176 is controlled so that the spotlight S remains at a constant vertical level, while horizontal movement of the spotlight S is constrained by left and right 'locking points' LL and LR, as illustrated in Figure 11d. Hence, when the user scrolls vertically (i.e. by channel), the spotlight S stays at the same vertical position and the EPG grid 176 scrolls vertically under the spotlight S. When the user scrolls horizontally (i.e. by time), the spotlight S moves horizontally and the EPG grid 176 remains stationary until the centre of the spotlight S reaches the left or right locking point LL, LR, depending on the direction of scrolling. If the user scrolls beyond that point, the EPG grid 176 scrolls horizontally while the spotlight S remains stationary, until a boundary of the EPG grid is reached.

[0079] In an alternative embodiment, the EPG grid 176 scrolls horizontally while the spotlight S remains stationary, until a boundary of the EPG grid is reached, without the spotlight S traversing between the left and right locking points LL, LR. This may be considered as a specific example of the previous embodiment, where the left and right locking points are in the same position.

[0080] The left hand boundary of the EPG grid 176 is defined with respect to the current time, for example the current time rounded down to the nearest half hour. When the EPG grid 176 reaches the left hand boundary, and the user continues to scroll left, the spotlight S is allowed to move left past the left locking point LL, for example into one of the columns 170, 174, 175.

[0081] The user may be required to issue a separate command to move out of the EPG 175, 176 across a component border into another column, such as the status column 170.

[0082] The right hand boundary of the EPG grid 176 is defined by the limit of available EPG information, for example approximately 7.5 days after the current time. When the EPG grid is scrolled to the right hand boundary, the spotlight S is allowed to move right past the right locking point LR, for example to select a programme past the right locking point LR.

[0083] Scrolling of the EPG grid 176 is controlled by gestures and/or clicks, as described above. The speed of scrolling may be dependent on the speed and/or acceleration of the 'slide' gesture that causes the scrolling operation. The scrolling display is animated so that the scrolling speed appears to match the slide gesture speed.

[0084] The 'slide' gesture may continue across multiple items in a horizontal or vertical direction, with the indicator position continuing to move and the highlighting changing as described above, until the gesture is ended. Preferably, a 'slide gesture' should not be allowed to continue across a UI component boundary, for example from an EPG grid guide 176 to an adjacent menu, such as the channel filter column 174. In this case, the indicator position is stopped at or around the border of the last item in the grid guide, and is prevented from passing to an adjacent menu. The user must then perform another gesture, such as a 'swipe' gesture or a direction 'click', to move the highlight to the adjacent menu. To provide visual feedback of this limitation, an animation effect may be displayed in which the spotlight S is allowed to move a small distance into the display area of the adjacent menu, without highlighting any item in the adjacent menu, but returns back into the display area of the grid guide when the gesture is ended.

Image View

[0085] A programme image display is shown in Figures 12a and 12b, in which programmes are shown as still images 180 rather than programme titles. This EPG display is suitable for Video on Demand (VOD), Push VOD or pre-recorded programme selection, where broadcast times and channels are not relevant, and selection of a still image 180 causes the programme to be viewed substantially immediately. Alternatively, this view could be used to preview programmes to be broadcast, and selection of a still image causes the corresponding programme to be recorded when it is broadcast.

[0086] As shown in Figure 12a, no programme synopsis is shown during scrolling through the images 180, using for example a 'slide' or 'swipe and hold' gesture. When the scrolling operation is concluded, a synopsis bar 182 is displayed above the images 180, showing a

synopsis of the currently selected image, as shown in Figure 12b. As with full EPG scrolling, highlighting of the images 180 may be inhibited during scrolling, or highlighting may remain on the image 180 highlighted when scrolling began, until the image scrolls off the screen.

5 **Review Buffer Indicator**

[0087] The receiver 3, when tuned to a channel for live viewing, begins to record that channel in a review buffer so that the currently viewed channel can be paused, rewound and fast forwarded back to the live viewing point. Technical details of the review buffer may be substantially as described in the applicant's patent publication WO-A-2003/043320.

10 [0088] As shown in Figures 13a to 13d, the status of the review buffer and viewing mode may be indicated by a progress bar 150 superimposed on the programme being viewed. The progress bar 150 may be displayed for a predetermined time after tuning to a channel, or in response to a command from the user, such as a pause, fast forward or rewind command. The start and end times of the programme being viewed are displayed respectively at the left
15 and right hand sides of the progress bar 150, and the current time is displayed to the bottom left of the progress bar 150. The programme title of the programme being viewed is displayed above the progress bar 150. The extent of the review buffer is shown by a highlighted section of the progress bar 150.

[0089] A viewing point indicator 152 is displayed on the progress bar 150 at the current
20 viewing point of the programme. The viewing point indicator 152 comprises an icon indicating the viewing mode, for example play, pause, fast forward and rewind. The time of the current viewing point from the start time of the programme is displayed below the viewing point indicator 152. In fast forward and rewind mode, the speed is indicated above the viewing point indicator 152.

25 [0090] In the example shown in Figures 13a to 13d, the receiver 3 has been tuned to the current channel from approximately 4:45 pm. The programme 'Stargate SG-1' was broadcast on that channel from 4 pm to 5 pm, and the programme 'Modern Family – Bringing Up Baby' is being broadcast from 5pm to 5:30 pm. The current time is 5:20 pm.

[0091] Figure 13a shows the current programme being viewed live. The user then changes
30 the viewing mode to rewind, as 16x speed, to take the viewing point back to the beginning of the current programme, broadcast at 5pm, as shown in Figure 13b.

[0092] When the viewing point is moved back before the beginning of the current programme, as shown in Figures 13c and 13d, an animation effect shows the progress bar

150 sliding to the right so that the end time of the previous programme is now at the right hand side of the progress bar 150. This provides an intuitive visual cue that the user has moved to another programme in the review buffer. The user may then rewind back to the beginning of the review buffer, as indicated by the left hand end of the highlighted section.

- 5 Alternatively, the user may fast forward back to the current programme; as the viewing point moves to the current programme, the progress bar appears to slide to the left using a similar animation effect.

EPG Banner

[0093] While viewing a programme, a user may issue a command to display a EPG banner 160 across the bottom of the screen, as shown in Figures 14a to 14c. The left hand side of the banner 160 shows the selected channel name and number, with the names of the immediately preceding and following channels on a channel list shown respectively above and below.

[0094] Current and following programmes in the selected channel are indicated visually and in sequence along the banner 160, with the programme titles and start times. The current programme is shown as a live feed in a mini TV window 162. The following programmes in the selected channel are shown as still images. When one of these images is select, programme synopsis information may be displayed, together with a menu option to record the programme.

[0095] The user may watch a channel in full screen while watching another channel in the mini TV window 162, by selecting that channel in the EPG banner 160. At least one tuner 10 is dedicated to the EPG banner 160 so that it is always available to provide the live feed in the mini TV window 162.

[0096] As shown in Figures 14a and 14b, the EPG banner 160 is normally displayed with a semi-transparent background so that as much as possible of the programme being shown in full screen can be seen. However, channels dedicated to news and sport for example may carry programming with information banners, such as news or stock tickers, at the bottom of the screen. These in-programme banners may show through the superimposed EPG banner 160, giving a cluttered and possible illegible appearance. To avoid this problem, the receiver stores a predetermined list of channels likely to contain in-programme banners, and applies a higher opacity to the EPG banner 160 when superimposed on a full-screen display of a channel in the predetermined list, as shown for example in Figure 14c.

[0097] The right hand side of the EPG banner contains a 'TV Guide' menu option 164 which, if selected, brings up a full-screen EPG display, for example as described above.

Gesture Style Sheets

[0098] As will be appreciated from the above description, the response of the user interface to different gestures depends on the UI object with which the user is currently interacting, dependent on one or more parameters. On the one hand, it is desirable to create a consistent overall feel to the user interface, but on the other hand it is desirable to modify the interaction behaviour for specific objects. For testing purposes, it may be desirable to quickly change the overall feel, for example in response to user testing, or to change only the response of a specific UI object. It may also be desirable to allow the user to change at least some global settings, according to user preference.

[0099] To address one or more of the above problems, the response to the user interface to different gestures is defined by a set of cascaded style sheets defining, for example:

- Global Gesture settings, defining parameters for all gestures, such as the zone A within which small, involuntary gestures are ignored, and whether specific types of gesture are enabled;
- Specific Gesture settings, which inherit the Global Gesture Settings and further define parameters for specific gestures, such as the interpolation parameters and the snap threshold
- Gadget settings, which define gestures that may be used with specific UI objects or gadgets (such as vertical/horizontal, slide/swipe) and further define parameters for those gestures when applied to the specific UI objects or gadgets; for example, whether 'snap' action is allowed for that gadget.
- Spotlight settings, which define parameters of the spotlight S when interacting with specific gadgets

[00100] The cascaded style sheets may be formatted in JSON (JavaScript Object Notation), and are accessed by the UI components 142, RCU driver 50 and/or middleware 52. The style sheets may be modified either remotely e.g. via an update over the network 60, or by the user. Preferably, the user does not access the style sheets directly, but may select from one of a plurality of different overall styles configured for different user types e.g. basic or advanced.

Further Alternative embodiments

[00101] The embodiments described above are illustrative of rather than limiting to the present invention. Alternative embodiments apparent on reading the above description may nevertheless fall within the scope of the invention.

- 5 [00102] In the embodiments described above, specific examples are provided of the various separate display screens of the EPG. As those skilled in the art will appreciate, many specific details of the illustrated screens are provided merely by way of example

- [00103] The above embodiments are presented as separate embodiments but those skilled in the art will appreciate that any combination of the display screens and aspects
10 therein described in the above embodiments and alternatives is possible.

Claims

1. A method of operating a television receiver having a user interface responsive to a user-operated remote control having a touch-sensitive surface, wherein the remote control sends to the television receiver, over a wireless link, periodic samples of a touch position on the touch-sensitive surface, and the television receiver time-stamps the received periodic samples, wherein the time stamps of the periodic samples are quantized to the interval of the periodic samples, such that the user interface is responsive to the quantized time stamps of the periodic samples.
2. The method of claim 1, wherein the received periodic samples are time-stamped by a user interface component of the television receiver.
3. The method of claim 1 or claim 2, wherein wireless link complies with Bluetooth™ protocols.
4. A method of providing an interactive user interface for a television display, responsive to a user-operated remote control having a touch-sensitive surface, wherein the user interface is responsive to gestures performed by the user on the touch-sensitive surface, and wherein the response of the user interface to the gestures is determined by a set of cascaded style sheets defining parameters for the interaction of the gestures with user interface objects.
5. The method of claim 4, wherein the set of cascaded style sheets define global gesture settings and specific gesture settings which inherit the global gesture settings and further define parameters for specific ones of the gestures.
6. The method of claim 4 or claim 5, wherein the set of cascaded style sheets define user interface object settings which define parameters of specific ones of the gestures for interaction with specific user interface objects.
7. The method of any one of claims 4 to 6, including remotely modifying at least one of the set of cascaded style sheets.
8. The method of any one of claims 4 to 7, including modifying at least one of the set of cascaded styles sheets in response to a selection by the user.

9. A method of controlling playback on a display of one or more recorded television programmes, responsive to a user-operated remote control having a touch-sensitive surface, the method comprising skipping the position of playback forward or backward by a predetermined relative time in response to a corresponding user operation on the touch-sensitive surface.
10. The method of claim 9, where the corresponding user operation comprises a directional gesture on the touch-sensitive surface.
11. The method of claim 9 or claim 10, wherein the relative time is determined according to the length of the programme being played back.
12. The method of any one of claims 9 to 11, including fast forwarding or rewinding playback in response to a directional gesture on the touch-sensitive surface.
13. The method of claim 12, wherein the directional gesture and corresponding user operation are performed on separate areas of the touch-sensitive surface.
14. The method of claim 12 or 13, wherein the playback is fast forwarded or rewound in response to the direction of said directional output.
15. The method of any one of claims 12 to 14, wherein the speed of said fast forwarding or rewinding is controlled according to a magnitude of the directional output.
16. The method of any one of claims 12 to 15, wherein the speed of said fast forwarding or rewinding is controlled according to a non-directional output from the touch-sensitive surface.
17. A method of providing an interactive user interface for a television display, responsive to a user-operated remote control having a touch-sensitive surface, the method comprising displaying a plurality of programme items in a two-dimensional grid in which programme items are arranged horizontally by broadcast time and vertically by channel, together with a position indicator, wherein the grid scrolls in a horizontal direction while maintaining the horizontal position of the position indicator in response to a horizontal gesture on the touch-sensitive surface, until the position indicator reaches a time boundary of the programme items, where the position indicator is enabled to

move in said horizontal direction in order to reach a programme item past the time boundary.

5 **18.** The method of claim 17, wherein the grid is scrolled in a vertical direction in response to a vertical direction command from a user, while maintaining the vertical position of the position indicator.

10 **19.** A method of providing an interactive user interface for a television display, responsive to a user-operated remote control having a touch-sensitive surface, the method comprising displaying a plurality of programme items, wherein a selectable one of the programme items is highlighted, and scrolling the display of programme items in response to a gesture on the touch-sensitive surface, such that the highlighted one of the programme items remains highlighted and scrolls off the television display during scrolling.

20. The method of claim 19, wherein the display of the plurality of programme items comprises a two-dimensional grid display.

15 **21.** The method of claim 19 or 20, wherein the programme items comprise pre-recorded or video-on-demand items.

20 **22.** A method of providing an interactive user interface for a television display, responsive to a user-operated remote control having a touch-sensitive surface, wherein scrolling of a user interface object is responsive to a directional gesture on the touch-sensitive surface, and wherein the speed of scrolling is dependent on the number of successive said directional gestures in the same direction.

25 **23.** A method of providing an interactive user interface for a television display, responsive to a user-operated remote control having a touch-sensitive surface, wherein scrolling of a user interface object is responsive to a directional gesture on the touch-sensitive surface, and wherein the speed of scrolling is dependent on the length of time that a touch is held on the touch-sensitive surface at the end of the directional gesture.

24. The method of claim 23, wherein the speed of scrolling increases from a first speed to a second speed after the touch is held for a predetermined period of time.

25. Apparatus arranged to perform the method of any preceding claim.

26. A set of cascaded style sheets for use in the method of any one of claims 4 to 8.



Application No: GB1519754.4
Claims searched: 1-3 and 25 in part

Examiner: Mr Rhys Miles
Date of search: 17 March 2016

Patents Act 1977: Search Report under Section 17

Documents considered to be relevant:

Category	Relevant to claims	Identity of document and passage or figure of particular relevance
A,E	-	GB2525945 A (BRITISH SKY BROADCASTING) See entire document, particularly paragraphs 34-38.
A	-	US2015/193138 A1 (VERIZON) See entire document, particularly paragraphs 23 and 75.
A	-	US2011/019105 A1 (ECHOSTAR) See entire document, particularly paragraphs 23-24.
A	-	US2011/032191 A1 (COOKE et al) See entire document, particularly paragraphs 40-41.
A	-	US5410326 A (GOLDSTEIN) See entire document, particularly lines 27-35 of column 26.

Categories:

X	Document indicating lack of novelty or inventive step	A	Document indicating technological background and/or state of the art.
Y	Document indicating lack of inventive step if combined with one or more other documents of same category.	P	Document published on or after the declared priority date but before the filing date of this invention.
&	Member of the same patent family	E	Patent document published on or after, but with priority date earlier than, the filing date of this application.

Field of Search:

Search of GB, EP, WO & US patent documents classified in the following areas of the UKC^X :

Worldwide search of patent documents classified in the following areas of the IPC

G06F; H04N

The following online and other databases have been used in the preparation of this search report

WPI, EPODOC, TXTE



International Classification:

Subclass	Subgroup	Valid From
H04N	0005/44	01/01/2011
G06F	0003/0488	01/01/2013
H04N	0021/422	01/01/2011



Application No: GB1519754.4

Examiner: Mr Rhys Miles

Claims searched: 4-8, 26 and 25 in part

Date of search: 21 March 2017

Patents Act 1977

Further Search Report under Section 17

Documents considered to be relevant:

Category	Relevant to claims	Identity of document and passage or figure of particular relevance
X	4-8, 25 and 26.	US2013/0326430 A1 (DEVI et al) See entire document, particularly paragraphs 61-63.
X	4-8, 25 and 26	US8896765 B1 (WHITE et al) See entire document, particularly line 32 of column 4 to line 9 of column 5 and lines 3-58 of column 6.
X	4-8, 25 and 26	US2012/0139847 A1 (HUNT) See entire document, particularly paragraph 7.
X	4, 7, 8, 25 and 26.	US2010/0169842 A1 (MIGOS) See entire document, particularly paragraphs 2-4 and figs3-4

Categories:

X	Document indicating lack of novelty or inventive step	A	Document indicating technological background and/or state of the art.
Y	Document indicating lack of inventive step if combined with one or more other documents of same category.	P	Document published on or after the declared priority date but before the filing date of this invention.
&	Member of the same patent family	E	Patent document published on or after, but with priority date earlier than, the filing date of this application.

Field of Search:

Search of GB, EP, WO & US patent documents classified in the following areas of the UKC^X :

Worldwide search of patent documents classified in the following areas of the IPC

G06F

The following online and other databases have been used in the preparation of this search report

EPODOC, Internet, TXTE

International Classification:

Subclass	Subgroup	Valid From
H04N	0005/44	01/01/2011
G06F	0003/0488	01/01/2013
H04N	0021/422	01/01/2011



Application No: GB1519754.4

Examiner: Mr Rhys Miles

Claims searched: 9-16 and 25 in part

Date of search: 21 March 2017

Patents Act 1977

Further Search Report under Section 17

Documents considered to be relevant:

Category	Relevant to claims	Identity of document and passage or figure of particular relevance
X,E	9, 10, 12-15 and 25	GB2525945 A (BRITISH SKY BROADCASTING) See entire document, particularly paragraphs 45-48 and fig.2
X	9-16 and 25	US2009/0153288 A1 (HOPE et al) See entire document, particularly 108-109 and 158-161.
X	9-16 and 25	US2013/0007793 A1 (ANTHRU et al) See entire document, particularly paragraphs 40-43.
X	9-16 and 25	US2014/0029914 A1 (DEGLISE et al) See entire document, particularly paragraph 13.

Categories:

X	Document indicating lack of novelty or inventive step	A	Document indicating technological background and/or state of the art.
Y	Document indicating lack of inventive step if combined with one or more other documents of same category.	P	Document published on or after the declared priority date but before the filing date of this invention.
&	Member of the same patent family	E	Patent document published on or after, but with priority date earlier than, the filing date of this application.

Field of Search:

Search of GB, EP, WO & US patent documents classified in the following areas of the UKC^X:

Worldwide search of patent documents classified in the following areas of the IPC

The following online and other databases have been used in the preparation of this search report

EPODOC, TXTE

International Classification:

Subclass	Subgroup	Valid From
H04N	0005/44	01/01/2011
G06F	0003/0488	01/01/2013
H04N	0021/422	01/01/2011



Application No: GB1519754.4

Examiner: Mr Rhys Miles

Claims searched: 17, 18 and 25 in part

Date of search: 21 March 2017

Patents Act 1977

Further Search Report under Section 17

Documents considered to be relevant:

Category	Relevant to claims	Identity of document and passage or figure of particular relevance
X,E	17, 18 and 25	GB2525945 A (BRITISH SKY BROADCASTING) See entire document, particularly paragraphs 6-8 and 71-77.
X	17, 18 and 25	US2009/0153288 A1 (HOPE et al) See entire document, particularly paragraph 40 and 122-125.
X	17, 18 and 25	US2014/0022192 A1 (SONY) See entire document, particularly paragraph 92, 109-111 and fig.16A-B.
X	17, 18 and 25	US8719870 B1 (DAVIES et al) See entire document, particularly lines 1-7 of column 4.

Categories:

X	Document indicating lack of novelty or inventive step	A	Document indicating technological background and/or state of the art.
Y	Document indicating lack of inventive step if combined with one or more other documents of same category.	P	Document published on or after the declared priority date but before the filing date of this invention.
&	Member of the same patent family	E	Patent document published on or after, but with priority date earlier than, the filing date of this application.

Field of Search:

Search of GB, EP, WO & US patent documents classified in the following areas of the UKC^X :

Worldwide search of patent documents classified in the following areas of the IPC

G06F

The following online and other databases have been used in the preparation of this search report

WPI, EPODOC

International Classification:

Subclass	Subgroup	Valid From
H04N	0005/44	01/01/2011
G06F	0003/0488	01/01/2013
H04N	0021/422	01/01/2011



Application No: GB1519754.4

Examiner: Mr Rhys Miles

Claims searched: 19-21 and 25 in part

Date of search: 21 March 2017

Patents Act 1977

Further Search Report under Section 17

Documents considered to be relevant:

Category	Relevant to claims	Identity of document and passage or figure of particular relevance
X	19-21 and 25	US2010/0171878 A1 (VanDUYN et al) See entire document, particularly paragraphs 23, 27 and 33 and claim 3.
X	19-21 and 25	US2011/0080253 A1 (SAKAMOTO) See entire document, particularly paragraphs 71, 84-85 and figs.8 and 12.
X	19-20 and 25	US2004/0088727 A1 (KAMIYA) See entire document, particularly paragraph 64-66.
X	19 and 25	US2013/0127749 A1 (YAMAMOTO et al) See entire document, particularly fig.10-13 and paragraphs 66-68

Categories:

X	Document indicating lack of novelty or inventive step	A	Document indicating technological background and/or state of the art.
Y	Document indicating lack of inventive step if combined with one or more other documents of same category.	P	Document published on or after the declared priority date but before the filing date of this invention.
&	Member of the same patent family	E	Patent document published on or after, but with priority date earlier than, the filing date of this application.

Field of Search:

Search of GB, EP, WO & US patent documents classified in the following areas of the UKC^X :

Worldwide search of patent documents classified in the following areas of the IPC

G06F

The following online and other databases have been used in the preparation of this search report

WPI, EPODOC

International Classification:

Subclass	Subgroup	Valid From
H04N	0005/44	01/01/2011
G06F	0003/0488	01/01/2013
H04N	0021/422	01/01/2011