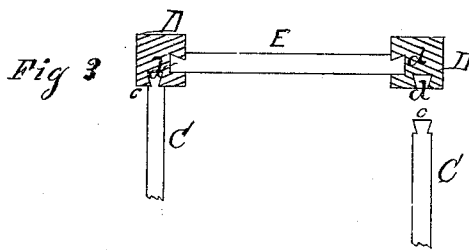
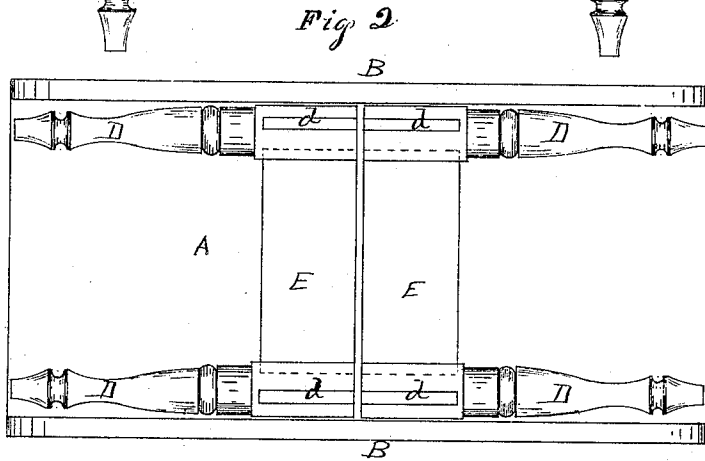
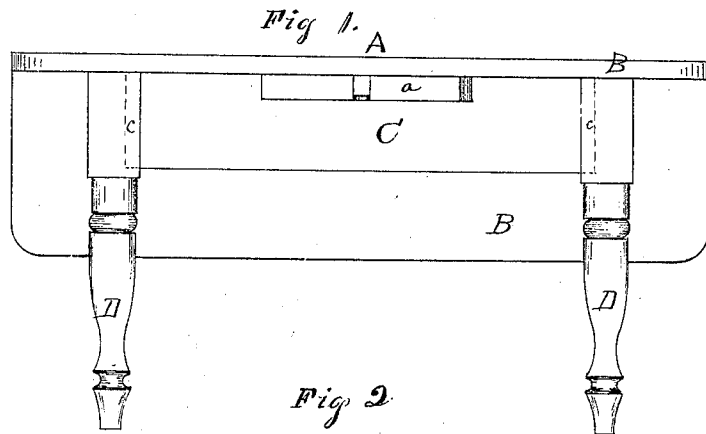


*J. M. Reynolds,*

*Table.*

*No. 109051.*

*Patented Nov. 8. 1870.*



Witnesses

*E. H. Frost.*  
*Chas. C. Sherburne*

Inventor

*D. M. Reynolds*  
*per. Gamell, Desvalls & Co*  
*Attorneys.*

# UNITED STATES PATENT OFFICE.

DANIEL M. REYNOLDS, OF CHICAGO, ILLINOIS.

## IMPROVEMENT IN TABLES.

Specification forming part of Letters Patent No. **109,051**, dated November 8, 1870.

*To all whom it may concern:*

Be it known that I, DANIEL M. REYNOLDS, of the city of Chicago and county of Cook, in the State of Illinois, have made certain new and useful Improvements in Portable Tables; and I do hereby declare the following to be a full, clear, and exact description of the same, reference being had to the accompanying drawings, forming part of this specification, and in which—

Figure 1 is a side elevation with one leaf turned down. Fig. 2 is a bottom view of the table taken down and packed, and Fig. 3 is a detached section of parts.

Similar letters of reference in the drawings denote corresponding parts.

The object of this invention is to provide, first, a table which can be easily and readily taken apart for packing; also, to pack the same into a small compass for transportation.

In the drawings, A is the top of the table, and B the leaves of the same, hinged to the top, to enable them to be raised or lowered as occasion may require.

*a a* are the holders in common use to hold up the leaves of a table.

*C C* are the side pieces of the table-frame, fastened securely to the top A by screws or by any other desirable means. These side pieces are provided with dovetail tongues *cc* on each end.

*D D* are the legs, each being fastened to the other by the end and side rails, C and E, corresponding to the end and side rails of an ordinary table-frame. Each of these legs has a longitudinal dovetailed groove, *d*, for the reception of the dovetailed tongues *cc* on the ends of the end and side rails, C and E, and it will readily be seen that when this dovetailed joint is made and put together the table-frame will be perfect; and when the table is set upright upon its legs it will be firm and

secure. The end rails are glued into the legs, but the side rails are not, so that the legs and end rails can be removed from the side rails by simply slipping the tongues of the side rails out of the groove of the legs. This arrangement renders the taking apart and putting together of the table very simple and expeditious.

When it is desired to pack the table for transportation, the legs and end pieces or rails are slipped off of the side rails and laid upon the latter, with the top ends together in the middle of the same, as shown in Fig. 2. The leaves are then brought up to the sides, and, together with the legs, are securely strapped or fastened in position, thus preventing the legs and leaves from moving either way, and making a snug, compact package, instead of the awkward and unhandy arrangement incident to a table of the common construction. The liability of the legs becoming broken is also avoided by my arrangement.

Having thus described my invention, what I claim as new therein, and desire to secure by Letters Patent, is—

The table consisting of the side rails, C, secured to the top A, and formed with dovetail tenons, the detachable legs D, secured to the detachable end rails by dovetail joints, each set of legs being constructed, as described, to slide upon the dovetail tenons of the side rails, and to be slipped off the same, in connection with the end rails, to permit such legs and rails to be packed upon the side rails between the folded leaves B, all constructed as herein set forth and shown, for the purpose specified.

The above specification of my invention signed by me this 22d day of August, 1870.

DANIEL M. REYNOLDS.

Witnesses:

N. H. SHEBURNE,  
G. H. FROST.