

[54] **KITCHEN UTENSIL RACK OR THE LIKE**

[75] **Inventor: Larry G. Zimmerman, North
Smithfield, R.I.**

[73] **Assignee: Dart Industries Inc., Deerfield, Ill.**

[**] **Term: 14 Years**

[21] **Appl. No.: 847,607**

[22] **Filed: Apr. 1, 1986**

[52] **U.S. Cl. D6/569; D6/323**

[58] **Field of Search D6/553, 567, 569, 323;
D8/373; 211/13, 87, 60.1, 70.6**

[56] **References Cited**

U.S. PATENT DOCUMENTS

D. 52,485 9/1918 Lemke D6/569
D. 243,573 3/1977 Flaherty D6/571
D. 264,911 6/1982 Annis et al. D6/514

D. 273,262 4/1984 Wolff D6/567
D. 289,255 4/1987 Chasen D8/373

FOREIGN PATENT DOCUMENTS

0483238 2/1970 Italy 211/87


Primary Examiner—B. J. Bullock
Attorney, Agent, or Firm—John Doninger

[57] **CLAIM**

The ornamental design for a kitchen utensil rack or the like, substantially as shown.

DESCRIPTION

FIG. 1 is a front perspective view of the kitchen utensil rack or the like showing my new design;
FIG. 2 is a front elevational view thereof;
FIG. 3 is a rear elevational view thereof;
FIG. 4 is a right end elevational view thereof;
FIG. 5 is a top plan view thereof;
FIG. 6 is a bottom plan view thereof.



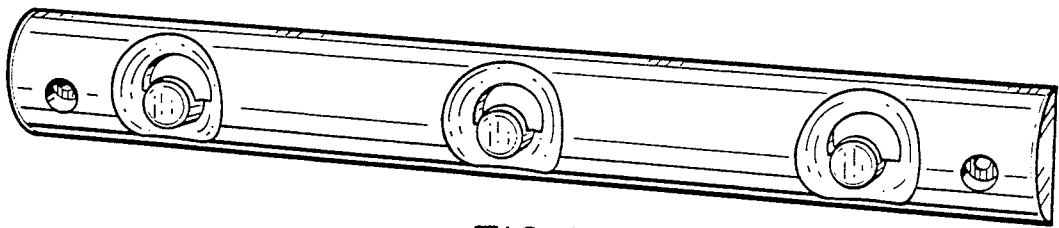


FIG. 1

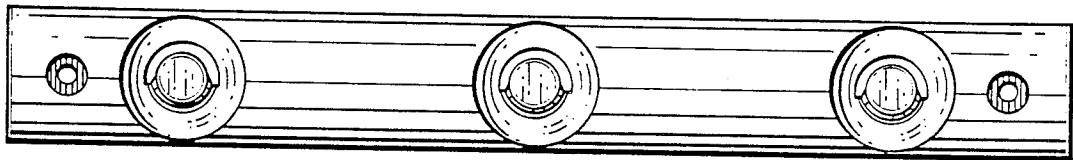


FIG. 2

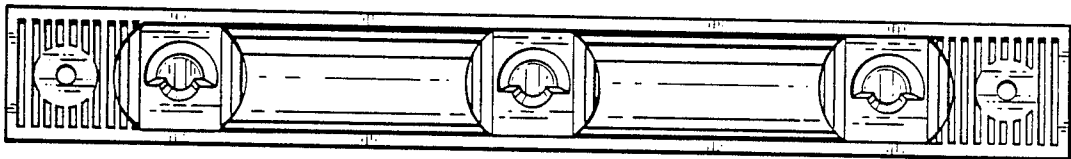


FIG. 3



FIG. 4

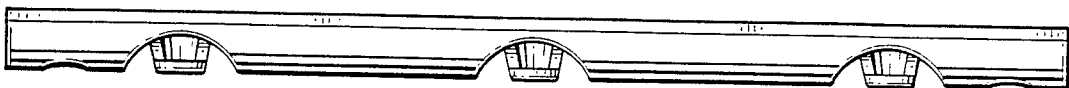


FIG. 5

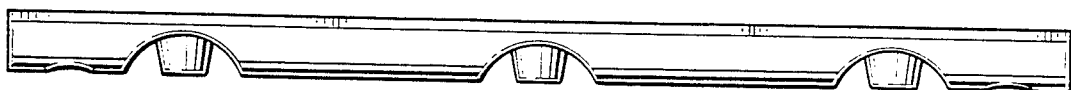


FIG. 6