

[54] WATER CLOSET BASE  
 [76] Inventor: Billy R. Moore, 214 Reed, Parsons, Kans. 67357  
 [\*\*] Term: 14 Years  
 [21] Appl. No.: 903,139  
 [22] Filed: May 5, 1978  
 [51] Int. Cl. .... D23-02  
 [52] U.S. Cl. .... D23/69; 4/252 R  
 [58] Field of Search .... D23/69; 4/252, 252 A

2,152,719 4/1939 Williams ..... 4/252  
 2,229,814 1/1941 Mikolajczak et al. .... 4/252  
 2,673,985 4/1954 Gay ..... 4/252  
 2,758,316 8/1956 Schwarz et al. .... 4/252  
 3,360,805 1/1968 Aumann ..... 4/252

Primary Examiner—James R. Largent  
 Attorney, Agent, or Firm—Gordon D. Schmidt

[57] CLAIM

The ornamental design for a water closet base, as shown.

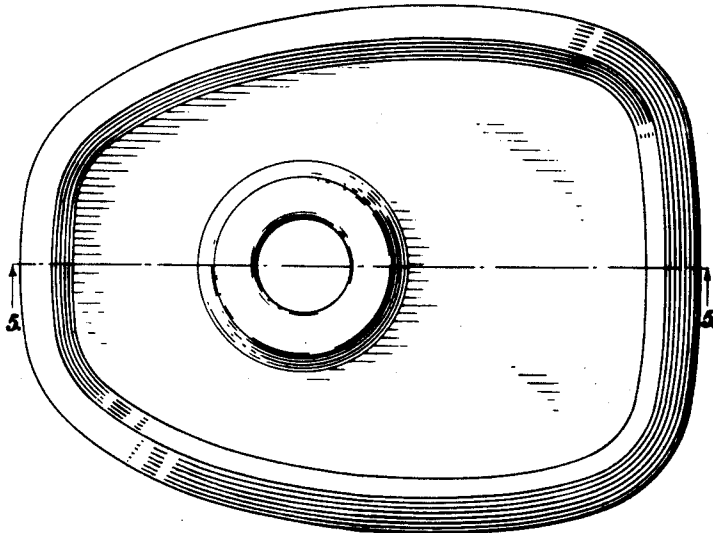
DESCRIPTION

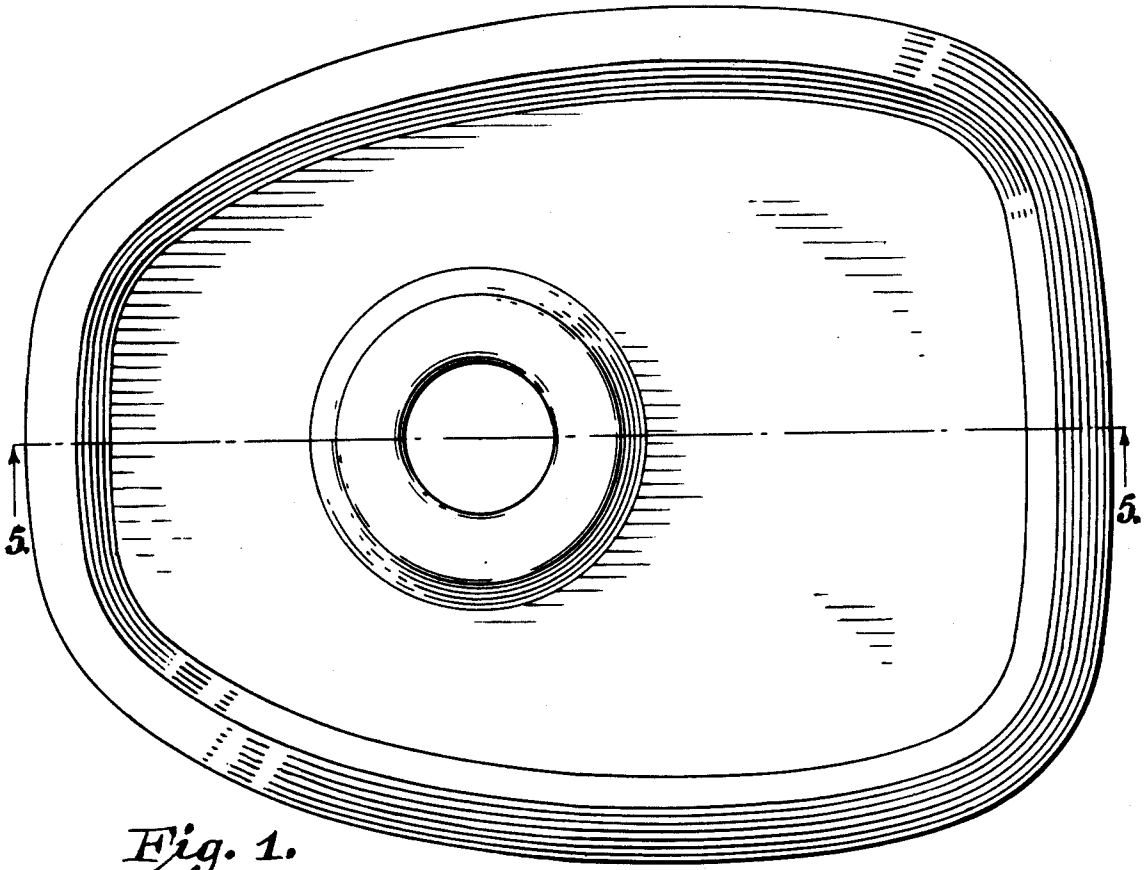
FIG. 1 is a top plan view of a water closet base showing my new design;  
 FIG. 2 is a side elevational view thereof;  
 FIG. 3 is an elevational view taken from one end thereof;  
 FIG. 4 is an elevational view taken from the end opposite that shown in FIG. 3; and  
 FIG. 5 is a cross-sectional view taken on line 5-5 of FIG. 1.

[56] References Cited

U.S. PATENT DOCUMENTS

D. 52,059	5/1918	Lukomski et al. ....	D23/69
1,202,404	10/1916	Minns .....	4/252
1,354,199	9/1920	Ketteringham .....	4/252 A
1,521,645	1/1925	Penovi .....	4/252
1,533,444	4/1925	Mohr .....	4/252
1,699,983	1/1929	Miller .....	4/252

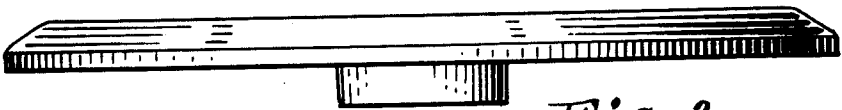





*Fig. 1.*



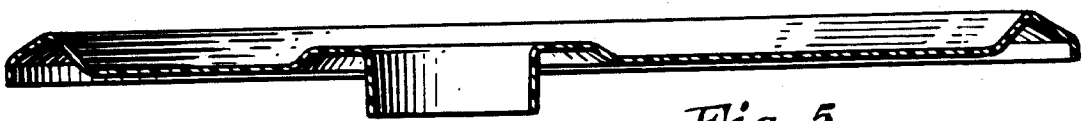
*Fig. 2.*



*Fig. 3.*



*Fig. 4.*



*Fig. 5.*