

(No Model.)

J. E. LEE.  
THERMOCAUTER.

No. 546,894.

Patented Sept. 24, 1895.

FIG. 1.

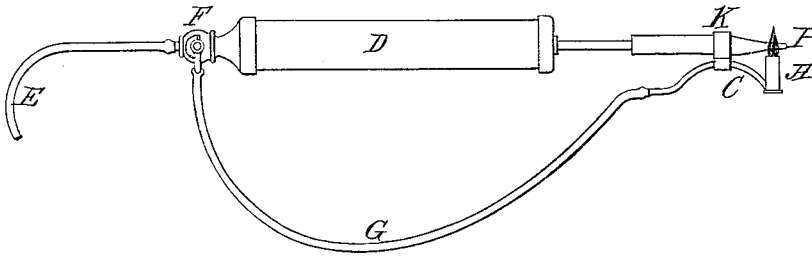


FIG. 2.

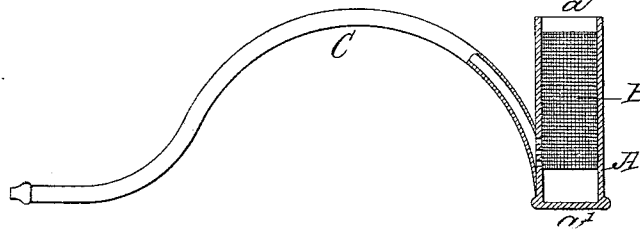
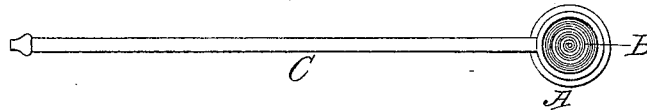


FIG. 3.



WITNESSES:

*George Baumann*  
*S. C. Connor*

INVENTOR

*John Ellwood Lee*

BY

*Howard T. Brown*  
his ATTORNEYS.

# UNITED STATES PATENT OFFICE.

JOHN ELLWOOD LEE, OF CONSHOHOCKEN, PENNSYLVANIA.

## THERMOCAUTER.

SPECIFICATION forming part of Letters Patent No. 546,894, dated September 24, 1895.

Application filed May 13, 1895. Serial No. 649,049. (No model.)

*To all whom it may concern:*

Be it known that I, JOHN ELLWOOD LEE, a citizen of the United States, and a resident of Conshohocken, Montgomery county, Pennsylvania, have invented certain new and useful Improvements in Cauterizing Apparatus, of which the following is a specification.

My invention consists of an improved thermocauterizing appliance, and has especial reference to the means for securing the preliminary heating of the cauterizing-point.

In the accompanying drawings, Figure 1 represents a thermocauterizing apparatus with my invention applied thereto. Fig. 2 is a sectional view, drawn to an enlarged scale, of the blowpipe-torch; and Fig. 3 is a plan view of the same.

In Fig. 1 a cauterizing-point P is shown as carried by a carbureting-cylinder D, which at the same time serves as a handle, the air under pressure being introduced into the carbureting-chamber through an inlet-pipe E. At F, at the entrance end of the carburetor, is a three-way cock with a branch to which is connected a flexible pipe G, leading to the pipe C of the torch. A suitable clip K may be employed to hold the torch C in proper position with reference to the point of the cauterizer.

As will be seen on reference to Figs. 2 and 3, the torch consists, essentially, of a receptacle A, closed at the bottom *a'* and open at the top *a*, and containing a coil of wire-gauze or perforated metal or other suitable porous or foraminous material B, and leading into this receptacle A at a point below the foraminous material B there is the inlet-pipe C for

admitting a supply of air under pressure to the receptacle.

The mass B, of wire-gauze or other suitable porous or foraminous material, is intended to receive a small quantity of alcohol or similar combustible liquid, which is poured or dropped onto the mass B through the open top *a*. If, then, a match is applied to the open end *a* of the receptacle, and if the cock F at the entrance end of the carburetor is turned to the position shown in the drawings, the air entering under pressure through E will pass through the flexible tube G and pipe C to the torch, giving a jet of flame of great intensity to play on the cauterizer and bring it to the desired heat. Then by turning the cock at F to another position the supply of air can be cut off from the torch and directed through the carburetor to the interior of the cauterizing-point P, as usual.

I claim as my invention—

A cauterizing appliance having a carburetor and cauterizing point, in combination with a blow-pipe torch adapted to be held adjacent to the point, and consisting of an open top receptacle of porous or foraminous material adapted to take up combustible liquid, an air-supply pipe leading into the receptacle below said material, and a cock on the air supply side of the carburetor to supply air to the pipe leading to the torch.

In testimony whereof I have signed my name to this specification in the presence of two subscribing witnesses.

JOHN ELLWOOD LEE.

Witnesses:

C. L. MATHIAS,  
G. R. KLINE.