



US00D374878S

United States Patent [19]
Palmer

[11] **Patent Number:** **Des. 374,878**
[45] **Date of Patent:** ****Oct. 22, 1996**

[54] **MODULAR ADAPTOR RING ASSEMBLY FOR A NIGHT VISION DEVICE**

[75] Inventor: **Gary L. Palmer**, Bellevue, Wash.

[73] Assignee: **ITT Corporation**, New York, N.Y.

[**] Term: **14 Years**

[21] Appl. No.: **19,716**

[22] Filed: **Mar. 8, 1994**

[52] **U.S. Cl.** **D16/130**

[58] **Field of Search** D16/130, 131, D16/335, 134, 135, 136; 250/330, 333; 350/1.2; 353/74, 142, 241, 149, 251; 354/79; 356/142, 149, 241, 251; 359/353, 382, 383, 384, 399, 405, 407, 412, 413, 415, 419, 430, 480, 802, 803, 804, 805, 810, 811; 362/110, 259

[56] **References Cited**

U.S. PATENT DOCUMENTS

- D. 272,745 2/1984 Feinbloom et al. D16/136 X
- D. 353,684 12/1994 Moussa D26/113

- 2,442,564 6/1948 Heyer D16/134 X
- 3,138,060 6/1964 Eggert et al. D16/134 X
- 3,456,351 7/1969 Gehmann D16/134 X
- 3,828,991 8/1974 Moore 224/908 X
- 3,924,786 12/1975 Duquette D16/136 X

Primary Examiner—Louis S. Zarfaz
Assistant Examiner—Monica A. Hannon
Attorney, Agent, or Firm—Plevy & Associates; Patrick M. Hogan

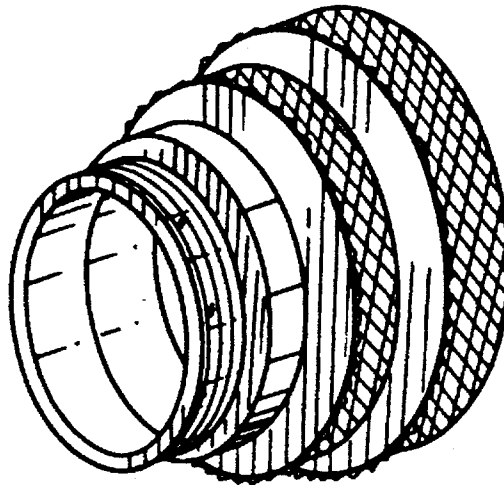
[57] **CLAIM**

The ornamental design for a modular adaptor ring assembly for a night vision device, as shown.

DESCRIPTION

FIG. 1 is a front view thereof;
FIG. 2 is a rear view thereof;
FIG. 3 is a top view thereof, the bottom view and the left side view being identical thereto and the right side view is a mirror image thereof;
FIG. 4 is a perspective view thereof; and,
FIG. 5 is an exploded view thereof.

1 Claim, 3 Drawing Sheets



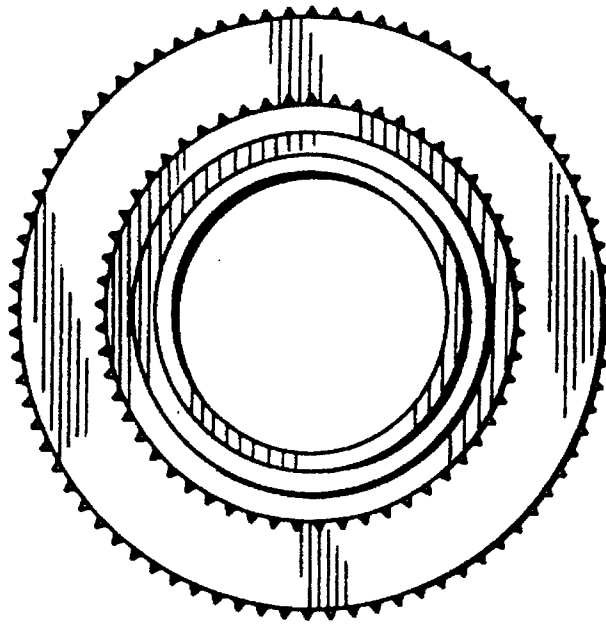


FIG. 1

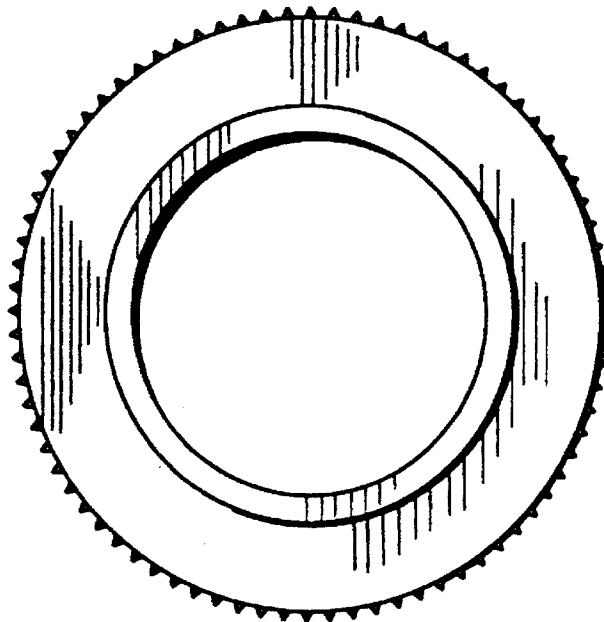


FIG. 2

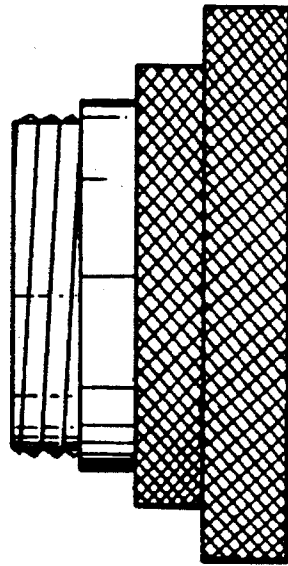


FIG. 3

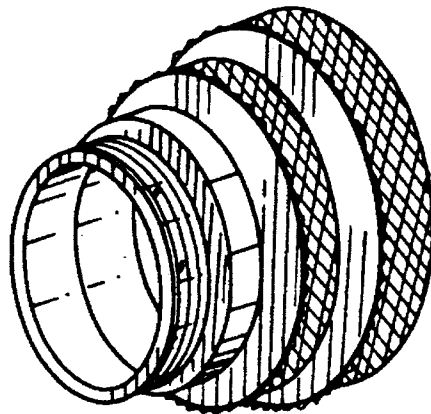


FIG. 4

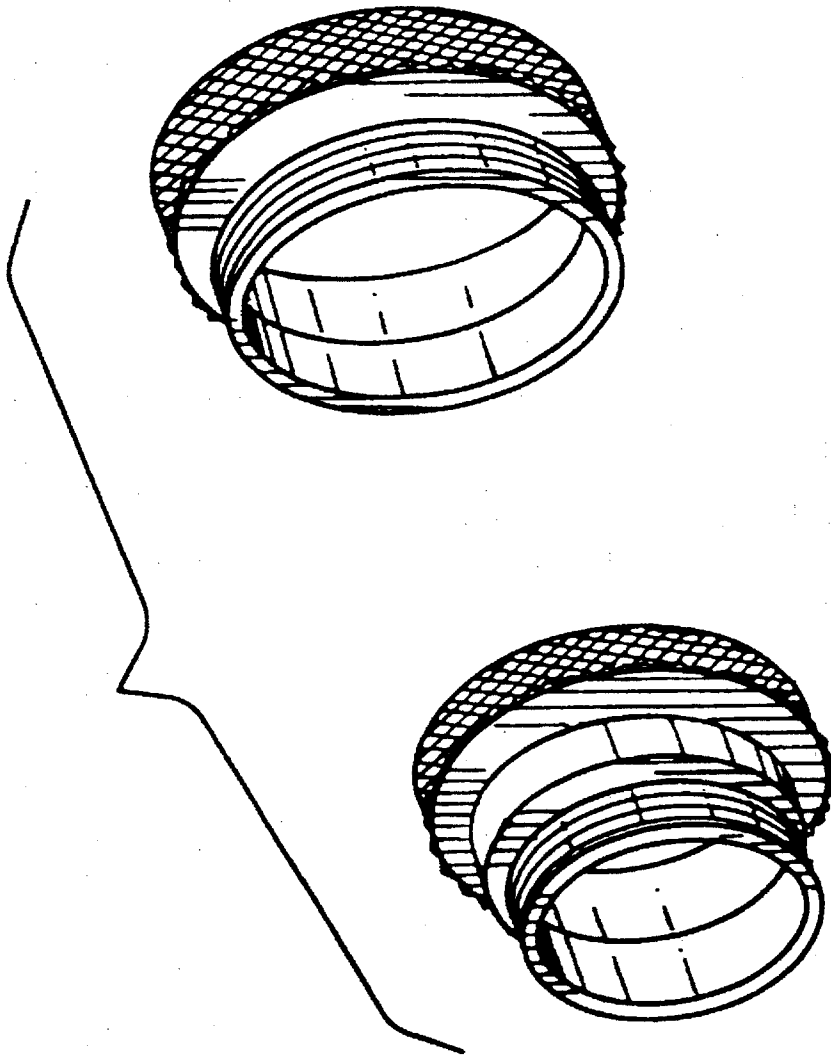


FIG. 5