



US00D410773S

United States Patent [19]
Case

[11] **Patent Number: Des. 410,773**
[45] **Date of Patent: ** Jun. 8, 1999**

[54] **TOOL POUCH**

Attorney, Agent, or Firm—Donald W. Margolis

[75] Inventor: **Richard N. Case**, Boulder, Colo.

[57] **CLAIM**

[73] Assignee: **RCP Enterprises, Inc.**, Boulder, Colo.

The ornamental design for a tool pouch, as shown and described.

[**] Term: **14 Years**

DESCRIPTION

[21] Appl. No.: **29/095,718**

FIG. 1 is a perspective view of the tool pouch showing my new design;

[22] Filed: **Oct. 29, 1998**

FIG. 2 is a front elevation view thereof;

[51] **LOC (6) Cl.** **03-01**

FIG. 3 is a rear elevation view thereof;

[52] **U.S. Cl.** **D3/228**

FIG. 4 is a right side elevation view thereof, the left side elevational view being a mirror image thereof;

[58] **Field of Search** D3/215, 224, 225,
D3/228, 230, 219, 218, 265, 221; 224/239,
240, 901, 904, 914; 206/5, 5.1

FIG. 5 is a top plan view thereof;

FIG. 6 is a bottom plan view thereof;

[56] **References Cited**

FIG. 7 is front elevation view thereof, with the pouch shown in an open position; and,

U.S. PATENT DOCUMENTS

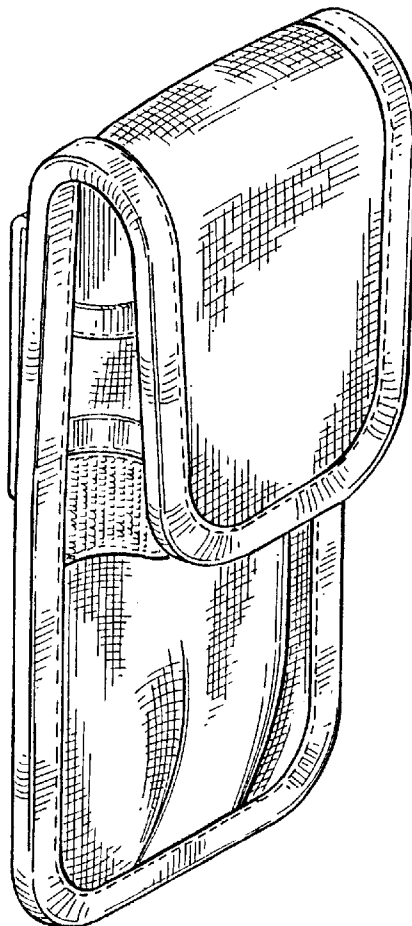
FIG. 8 is a rear elevation view thereof with the pouch shown in an open position.

D. 266,205	9/1982	Berman	D3/219
D. 286,315	10/1986	Gregory	D3/225
D. 364,038	11/1995	Stanchin	D3/230
D. 368,581	4/1996	Cincotta	D3/218
D. 368,800	4/1996	Shink	D3/218

The broken line showing of environment in FIG. 7 is for illustrative purposes only and forms no part of the claimed design.

Primary Examiner—Louis S. Zarfaz
Assistant Examiner—Catherine R. Oliver

1 Claim, 2 Drawing Sheets



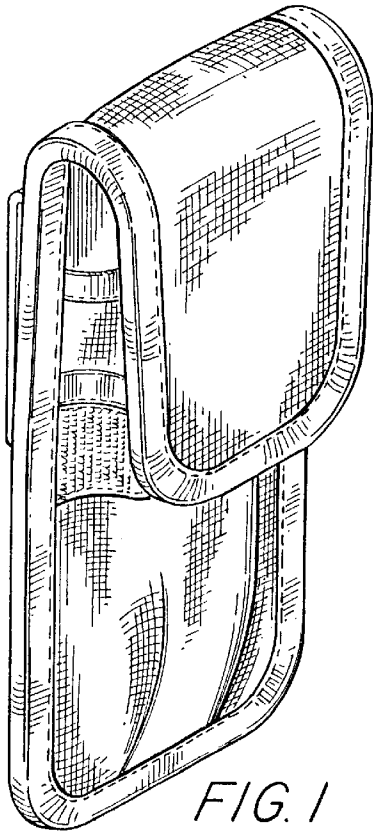


FIG. 1

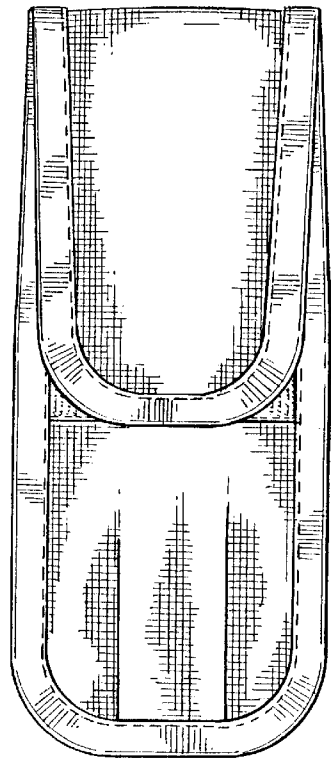


FIG. 2

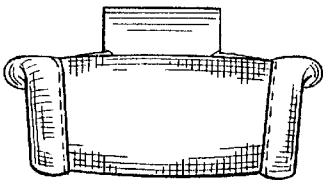


FIG. 5

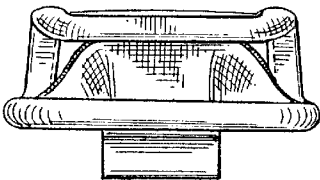


FIG. 6

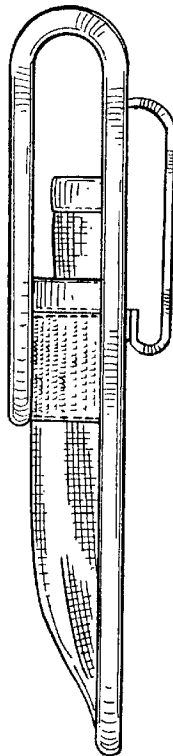


FIG. 4

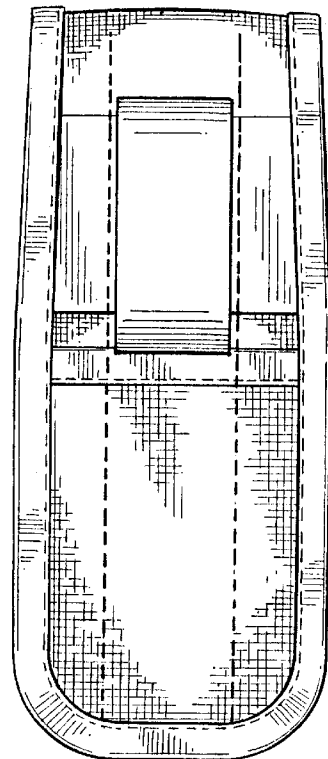


FIG. 3

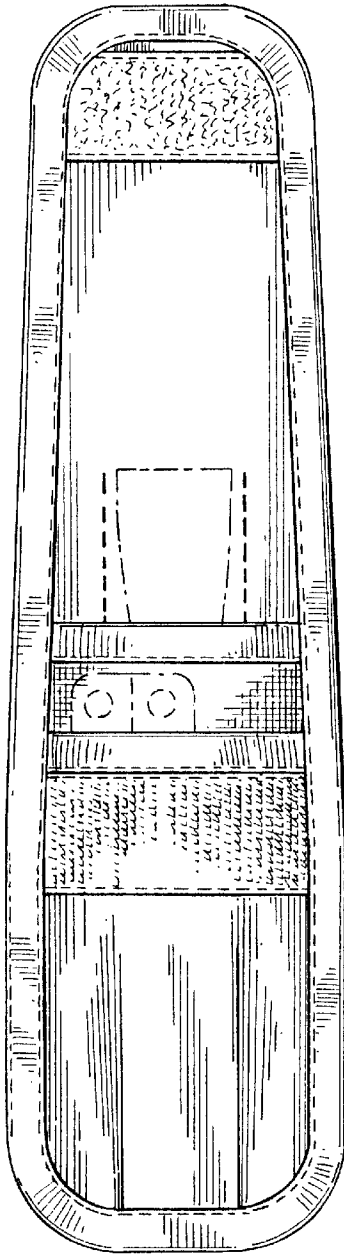


FIG. 7

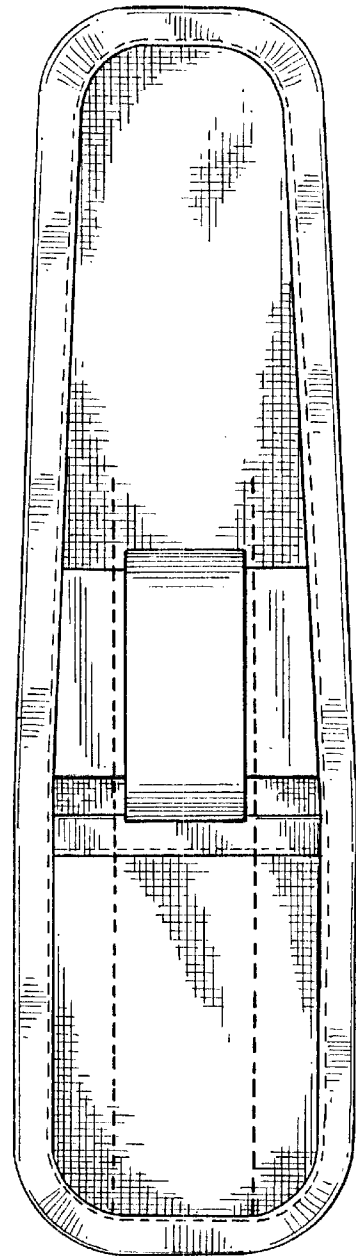


FIG. 8