



US00D666632S

(12) **United States Design Patent**
Spears et al.

(10) **Patent No.:** **US D666,632 S**

(45) **Date of Patent:** **** Sep. 4, 2012**

(54) **DISPLAY PANEL PORTION OR SCREEN PORTION WITH TRANSITIONAL INDICATOR OF THE OPERATION OF A COMPUTER-PROGRAMMED DEVICE**

(75) Inventors: **Joseph L. Spears**, Hayward, CA (US);
Jeffrey D. Brandstetter, San Francisco, CA (US)

(73) Assignee: **IndiePlaya, Inc.**, San Mateo, CA (US)

(**) Term: **14 Years**

(21) Appl. No.: **29/360,612**

(22) Filed: **Apr. 28, 2010**

(51) **LOC (9) Cl.** **32-00**

(52) **U.S. Cl.** **D14/492**

(58) **Field of Classification Search** D14/485-495;
715/700-867

See application file for complete search history.

(56) **References Cited**

U.S. PATENT DOCUMENTS

6,222,532	B1 *	4/2001	Ceccarelli	715/723
6,633,308	B1 *	10/2003	Ono et al.	715/723
6,978,472	B1 *	12/2005	Nashida et al.	725/52
7,080,394	B2 *	7/2006	Istvan et al.	725/43
7,152,210	B1 *	12/2006	Van Den Hoven et al.	715/723
D545,828	S *	7/2007	Vong et al.	D14/485
D546,335	S *	7/2007	Vong et al.	D14/485
D546,336	S *	7/2007	Vong et al.	D14/485
D576,173	S *	9/2008	Oshiro et al.	D14/486
D593,574	S *	6/2009	Guimaraes et al.	D14/486
D593,577	S *	6/2009	Baurmann et al.	D14/487
7,587,683	B2 *	9/2009	Ito et al.	715/823

7,761,812	B2 *	7/2010	Ostojic et al.	715/835
D627,365	S *	11/2010	Brinda	D14/488
7,839,385	B2 *	11/2010	Hunleth et al.	345/158
D637,606	S *	5/2011	Luke et al.	D14/488
2003/0117440	A1 *	6/2003	Hellyar et al.	345/767
2005/0160375	A1 *	7/2005	Sciammarella et al.	715/838
2007/0162853	A1 *	7/2007	Weber et al.	715/719
2008/0082927	A1 *	4/2008	Kelts	715/762
2010/0002013	A1 *	1/2010	Kagaya	345/619

* cited by examiner

Primary Examiner — Deanna L Fluegeman

(74) *Attorney, Agent, or Firm* — Jones Day

(57) **CLAIM**

The ornamental design for display panel portion or screen portion with transitional indicator of the operation of a computer-programmed device, as shown and described.

DESCRIPTION

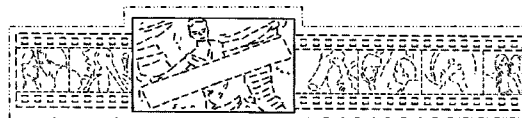
FIG. 1 is a front view of the first image in the sequence for a transitional user interface for a portion of a display screen showing the new design;

FIG. 2 is a front view of the second image thereof; and,

FIG. 3 is a front view of the third image thereof.

The appearance of the transitional image sequentially transitions between the images shown in FIGS. 1-3. The process or period in which one image transitions to another forms no part of the claimed design. The evenly-spaced broken lines illustrate unclaimed portions of the transitional indicator of the operation of a computer-programmed device and form no part of the claimed design. The unevenly-spaced broken line showing of the portion of the unclaimed display panel or screen is included for the purpose of illustrating unclaimed environment and forms no part of the claimed design.

1 Claim, 3 Drawing Sheets






FIG. 1

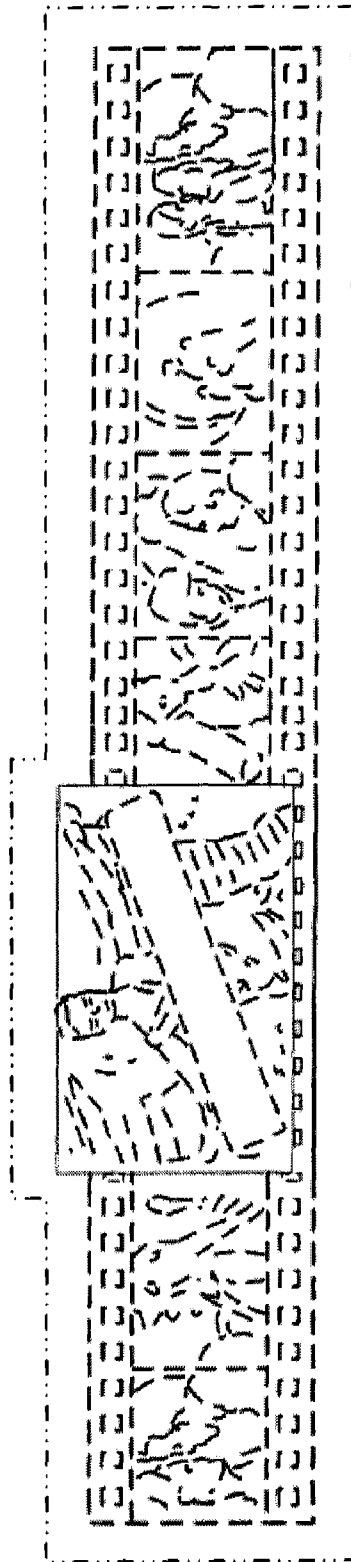


FIG. 2

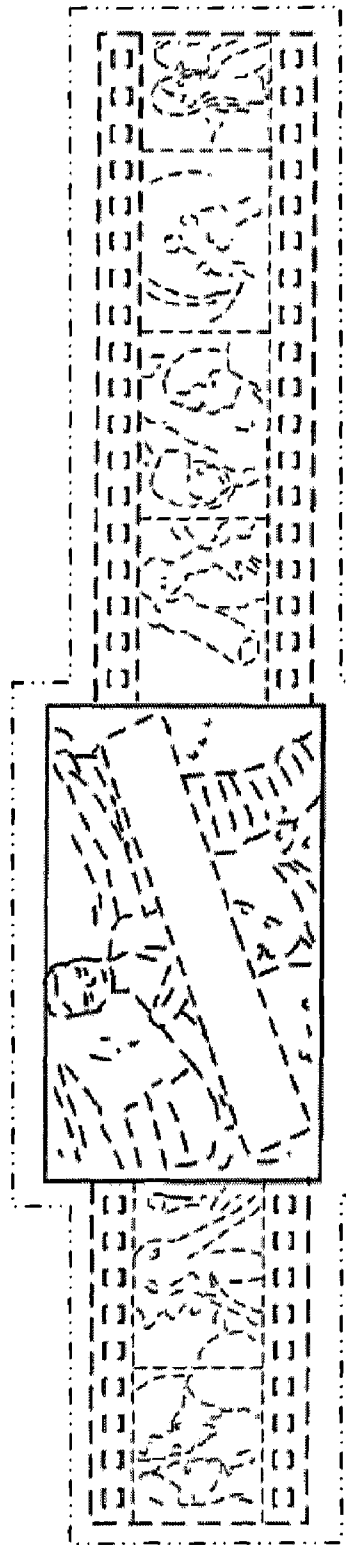


FIG. 3