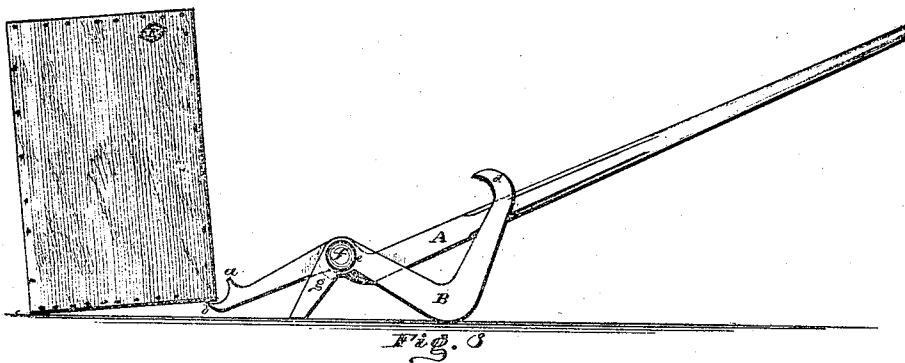

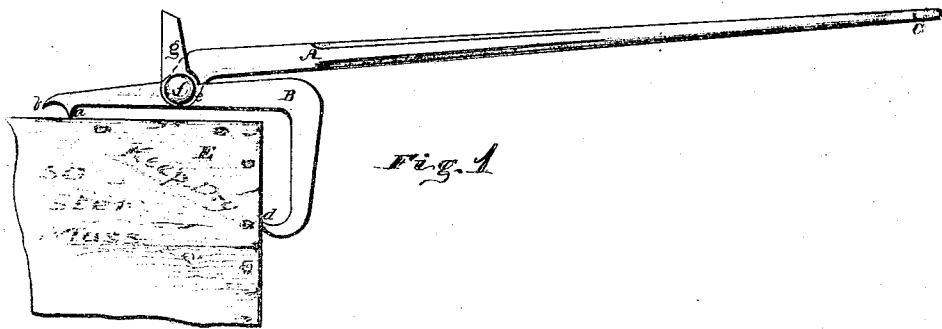


C. Brusso,

Box Hook.

No. 102037.

Patented Apr. 19. 1870.



Witnesses.
Thos. H. Dodge
Geo. H. Miller

Inventor
Charles Brusso

United States Patent Office.

CHARLES BRUSO, OF WORCESTER, MASSACHUSETTS.

Letters Patent No. 102,087, dated April 19, 1870.

IMPROVEMENT IN BOX-HOOK.

The Schedule referred to in these Letters Patent and making part of the same

To all whom it may concern:

Be it known that I, CHARLES BRUSO, of the city and county of Worcester and Commonwealth of Massachusetts, have invented certain new and useful Improvements in Box-Hooks for handling boxes and packages of merchandise; and I do hereby declare that the following is a full, clear, and exact description of the same, reference being had to the accompanying drawings forming part of this specification, in which—

Figure 1 represents a side view of my improved box-hook, showing the manner in which it is applied to clutch boxes and other articles for the purpose of moving the same;

Figure 2 represents a top view of the box-hook; and

Figure 3 represents a side view of the box-hook when used as a lever for canting or raising boxes or other articles.

To enable those skilled in the art to which my invention belongs to make and use the same, I will proceed to describe it more in detail.

The nature of my invention consists—

First, in the combination, with the main lever, of two clutch-hooks, which can be reversed, as and for the purposes hereafter explained.

Second, in a combined cant-lever and box-hook, the parts of which are constructed and combined together as hereinafter described.

My improved box-hook, as represented in this instance, consists of a lever, A, having pivoted near its front end a pair of claws, B B, which are made in form as shown in the drawings.

The lever A is furnished with a sharp flange, *a*, which projects downward close to its front end, and its extremity *b* is also curved slightly downward, while its rear end is bent, so as to form the hand-ring C.

The main part of the claw B is made in the form of a right angle, one end being provided with a hook, *d*, and the other furnished with an eye, *e*, and secured to the lever A by the pivot-bolt *f*, while a projection, *g*, extends upward from the eye *e*, as indicated, which projection, in combination with the angular part of the

claw, acts as a fulcrum when the parts are inverted and used as a prying-lever, as shown in fig. 3.

To use the hook in handling boxes, the operation is as follows:

The end *b* of the lever is moved along the top of the box until the hooked parts *d* of the claws B catch into the side of the box E, as shown in fig. 1. The outer end of the lever A is then slightly raised, whereby the flange *a* and hooks *d* are forced into the box, thus clutching the corner thereof firmly between the flange *a* and claws B, after which, by drawing it back and up on the lever A, the box can be readily moved to any desired position.

By lowering the outer end of lever A, the hook can be readily detached from its hold, and easily removed from the box or other article.

The lever A may be made of any desired length, and the rear end thereof may be made in the form shown, or in form to receive a wooden or other handle, if preferred.

When the device is simply to be used for moving boxes, and not particularly designed to be used as a lever also, a single hook, B, may be employed in combination with lever A. The upwardly-projecting part *g* may also be left off in such cases.

It will be seen that, when used as a prying-lever, as shown in fig. 3, the employment of two hooks B tends to support the lever in a balanced and more even manner than would be the case if but a single hook were used.

Having described my improved box-hook,

What I claim therein as new and of my invention, and desire to secure by Letters Patent, is—

1. The combination, with lever A, of the claws or clutch-hooks B B, provided with projections *g g*, substantially as and for the purposes set forth.

2. A combined box-hook and cant-lever, the parts of which are constructed and combined together substantially as shown and described.

CHARLES BRUSO.

Witnesses:

THOS. H. DODGE,
GEO. H. MILLER.