

M. W. Pond,

Harness Pad.

No. 112073.

Patented Feb. 21. 1871.

Fig. 1.

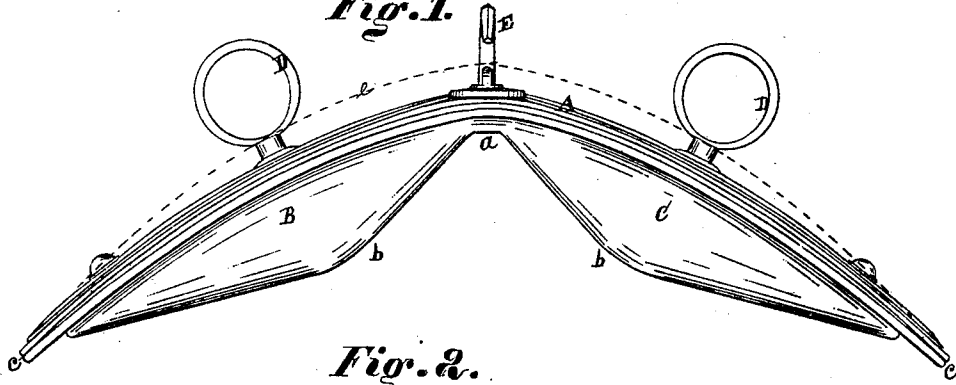


Fig. 2.

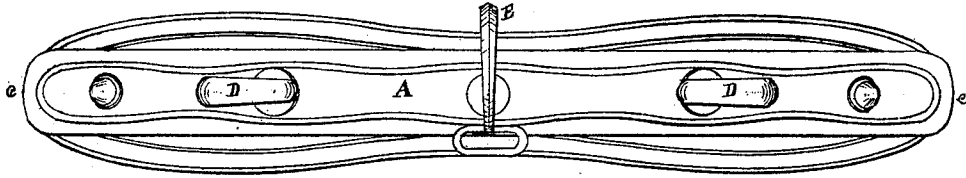


Fig. 3.

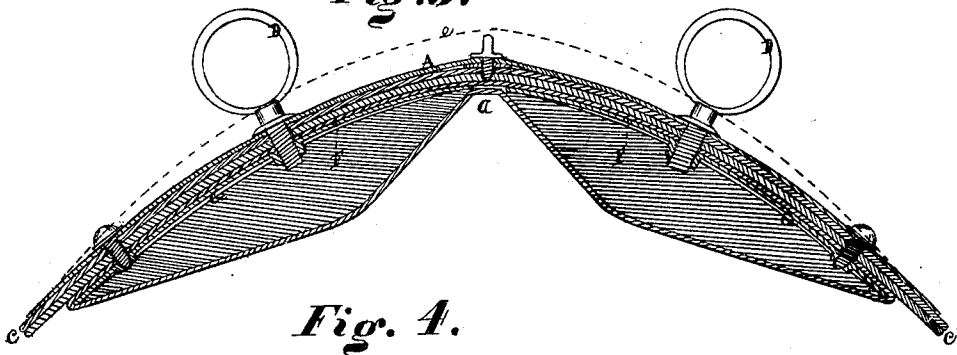
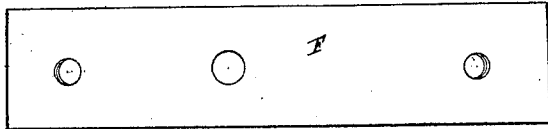


Fig. 4.



Fig. 5.



Inventor, o.  
M. W. Pond  
By Burridge & Co  
Attorneys

Witnesses.  
J. H. Burridge  
D. L. Burroughs

# United States Patent Office.

MARTIN W. POND, OF ELYRIA, OHIO.

Letters Patent No. 112,073, dated February 21, 1871.

## IMPROVEMENT IN HARNESS-PADS.

The Schedule referred to in these Letters Patent and making part of the same.

To all whom it may concern :

Be it known that I, MARTIN W. POND, of Elyria, in the county of Lorain and State of Ohio, have invented certain new and useful Improvements in Self-adjusting Harness-Pads, of which the following is a full and complete description, reference being had to the accompanying drawing making a part of this specification, in which—

Figure 1 is a side view of the pad.

Figure 2 is a view of the upper side.

Figure 3 is a longitudinal vertical section.

Figures 4 and 5 are detached sections.

Like letters of reference refer to like parts in the several views.

This invention has for its object the construction of a harness-pad or saddle so that it will adjust itself to the shape of the horse's back, and thereby prevent chafing the spine or otherwise injuring the animal, as hereinafter more fully described.

In the drawing, fig. 1, A represents the flexible tree or back-band of the saddle, made of one or more thicknesses of leather, whereby the two pads B C are connected to each other, and in which the terrets D and bridle-hook E are secured, all of which are or may be made in the usual manner, and of the usual material.

To the upper side or back of each pad, and inclosed within the outer covering of the same, is secured a plate of metal, F, fig. 3; a detached view of said plate is shown in figs. 4 and 5. The plate, as will be seen, is curved longitudinally, so as to conform in part to the roundness of the horse's back.

The under side of the plate is provided with ribs, G, for its greater strength and rigidity. The plate, as will be seen, forms the upper side or back of each of the pads, which is, therefore, rendered stiff and unyielding, whereas the lower side or body is soft and pliable.

The upper ends of each plate approximate near to each other immediately under the hook at the point a, leaving a short space between the two ends, as seen in fig. 3, the pads being connected to each other by their covering, and also more strongly by the tree or back-band A, and, if need be, by additional pieces of leather.

By thus allowing the ends of the two pads to approach each other, but not so close as to touch, makes a flexible point between them, so that the saddle, or the two pads composing the saddle, are free to spread from or to approach each other, in consequence of said joint; whereas the back of the pads does not bend, but remains rigid and stiff in its shape, in consequence of the inflexible nature of the plates.

The practical working of this harness-saddle or pads is as follows:

It is well known that backs of horses vary much in shape, some being broad and round, others thin and sunken; hence, a saddle that will fit one horse will not another; therefore, to have a harness-sad-

dle that will fit or adjust itself to different horses is the purpose of making a saddle or pads in the manner as above described, which, when placed upon the animal's back, will rest thereon on the fullest parts of the pads, as at b.

Now, on tightening the pads to the horse by means of the girth, the ends c of the pads will draw toward the animal's body.

That part of the pad b serves as a fulcrum, and will cause the junction of the two pads, or the joint at a, to rise upward from the spine of the back, as indicated by the dotted lines e, thereby bringing the weight of the saddle upon the swell b of the pads, which will rest upon the back of the horse on each side of the spine, and not draw down upon it, which it would do if the back of the pads was not made rigid by the plates, but made flexible, in the ordinary way; hence no strain nor weight of the saddle comes upon the horse's spine, though it may be prominent, as in lean horses; therefore, it cannot be chafed and become sore by the abrasion of the saddle, as the tendency of the saddle, or that part thereof connecting the pads, is at all times to rise upward above the spine, in consequence of the lower ends of the pads being drawn down against the sides of the horse by the girths. The more prominent part of the pads acts as a fulcrum for elevating the upper part of the saddle above the spine of the back.

The plates, instead of being secured in the back of the pads, can be attached to the under side of the back-band A, obtaining thereby the same results.

I am aware that harness-saddles have been made so as to be adjustable to the backs of horses; therefore, I do not claim, broadly, an adjustable harness-saddle. Such saddles have been made with the pads connected by means of an iron jointed bridge or tree, the pads being held thereby a considerable distance apart on each side of the spine.

The pads, being of a flexible character, would hug closely to the animal's back, and which, on being drawn tight by the band, would draw the bridge down upon the spine instead of raising it upward, as is the case of tightening up the band attached to my saddle.

Also, by connecting the pads by a jointed tree adds greatly to the expense of the harness, and also to its weight; whereas my manner of making the saddle is much less expensive, and is lighter, and is less liable to become worn and look shabby.

What I claim as my invention, and desire to secure by Letters Patent, is—

The plates F F and pads B C, in combination with the flexible back-band A, constructed and arranged to operate in the manner described.

MARTIN W. POND.

Witnesses :

W. H. BURRIDGE,

J. H. BURRIDGE.