United States Patent [19]

Yasuoka

[11] **Des. 250,710**

[45] ** **Jan. 2, 1979**

[54] AUTOMOBILE TAPE PLAYER

[75] Inventor: **Junji Yasuoka**, Tottori, Japan

[73] Assignee: **Sanyo Electric Co., Ltd.**, Moriguch, Japan

[**] Term: **3½ Years**

[21] Appl. No.: **719,898**

[22] Filed: **Sep. 2, 1976**

[51] **Int. Cl.** ..... **D14—01**
[52] **U.S. Cl.** **D14/7**
[58] **Field of Search** ..... D14/7, 6; 312/7 R, 8; 360/93–95

[56] **References Cited**

U.S. PATENT DOCUMENTS

D. 216,125	11/1969	Kawakami	D14/7
D. 232,032	7/1974	Seager	D14/6

OTHER PUBLICATIONS

Merchandising, 6/76, p. 45, FT400 Stereo Cassette Tape Player, center right side of page.

Primary Examiner—James M. Gandy
Attorney, Agent, or Firm—Timothy L. Tilton

[57] **CLAIM**

The ornamental design for an automobile tape player, substantially as shown.

DESCRIPTION

FIG. 1 is a perspective view of an automobile tape player embodying my new design;
FIG. 2 is a top plan view thereof on a reduced scale;
FIG. 3 is a front elevational view thereof on a reduced scale;
FIG. 4 is a rear elevational view thereof on a reduced scale;
FIG. 5 is a right side elevational view thereof on a reduced scale;
FIG. 6 is a left side elevational view thereof on a reduced scale; and
FIG. 7 is a bottom plan view thereof on a reduced scale.

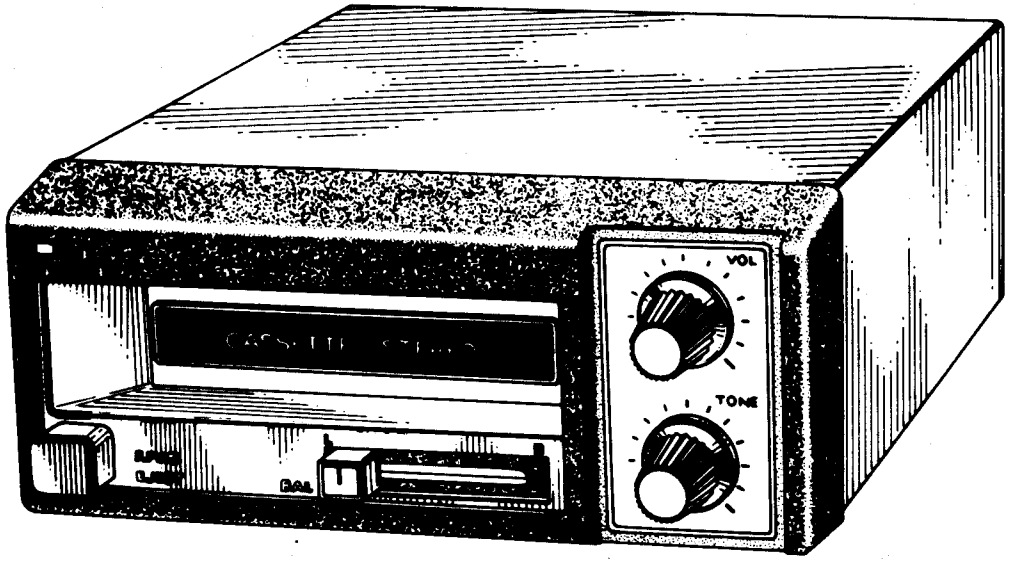

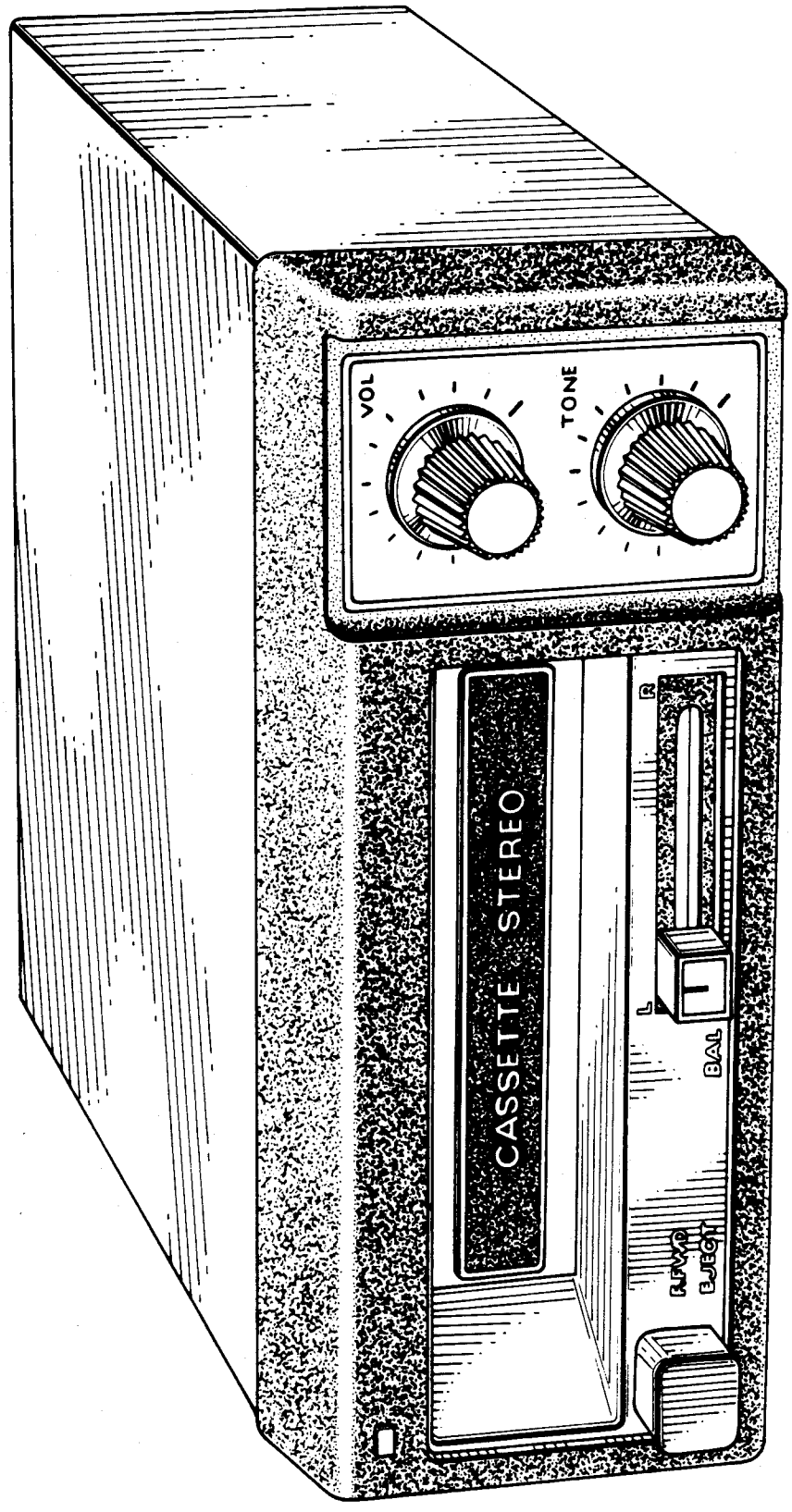

FIG. 1

FIG. 2



FIG. 3



FIG. 4

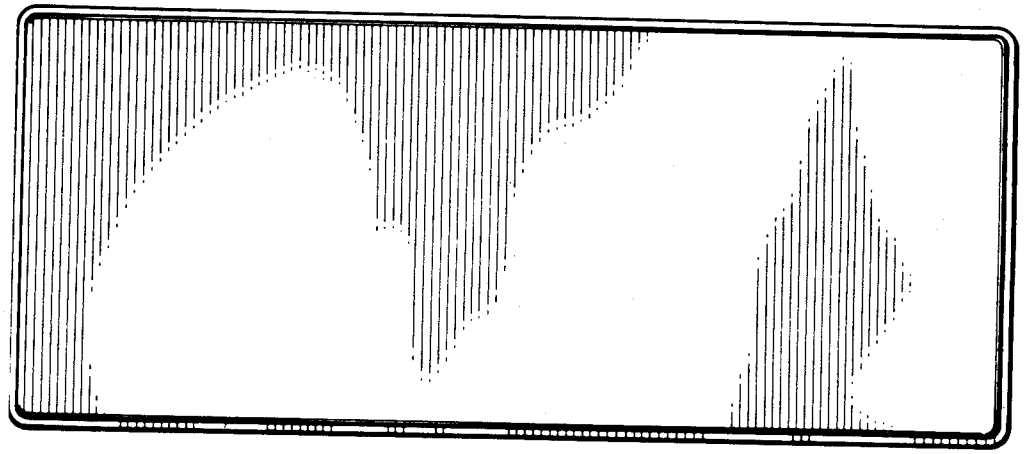



FIG. 5



FIG. 6

FIG. 7

