



US00D844761S

(12) **United States Design Patent**
Nakabayashi et al.

(10) **Patent No.:** **US D844,761 S**

(45) **Date of Patent:** **** Apr. 2, 2019**

(54) **TOILET SEAT**

(71) Applicant: **TOTO, Ltd.**, Kitakyushu-shi, Fukuoka (JP)

(72) Inventors: **Hirotaka Nakabayashi**, Kitakyushu (JP); **Minoru Tani**, Kitakyushu (JP)

(73) Assignee: **TOTO, Ltd.**, Kitakyushu-shi, Fukuoka (JP)

(**) Term: **15 Years**

(21) Appl. No.: **29/618,456**

(22) Filed: **Sep. 21, 2017**

(30) **Foreign Application Priority Data**

Mar. 28, 2017 (JP) 2017-006380

(51) **LOC (11) Cl.** **23-02**

(52) **U.S. Cl.**
USPC **D23/311**

(58) **Field of Classification Search**
USPC D23/303, 311-312
CPC A47K 13/00; A47K 13/02; A47K 13/24;
A47K 13/26

See application file for complete search history.

(56) **References Cited**

U.S. PATENT DOCUMENTS

D704,317 S * 5/2014 Shinozaki D23/311
D786,412 S * 5/2017 Jeong D23/311
D819,793 S * 6/2018 Yoo D23/311
D826,387 S * 8/2018 Masuda D23/311

* cited by examiner

Primary Examiner — Robert A Delehanty
(74) *Attorney, Agent, or Firm* — Banner & Witcoff, Ltd.

(57) **CLAIM**

The ornamental design for a toilet seat, as shown and described.

DESCRIPTION

FIG. 1 is a front perspective view of a toilet seat showing our new design;

FIG. 2 is a front view thereof;

FIG. 3 is a rear view thereof;

FIG. 4 is a left side view thereof;

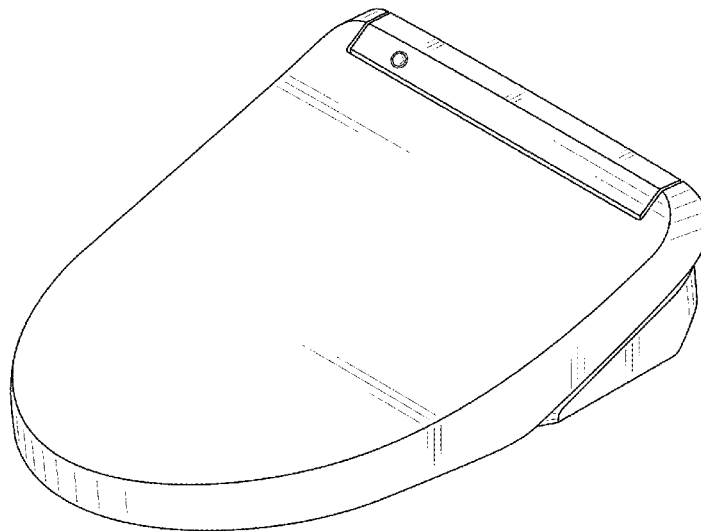
FIG. 5 is a right side view thereof;

FIG. 6 is a top view thereof; and,

FIG. 7 is a bottom view thereof.

The broken lines shown in the drawings illustrate portions of the toilet seat that form no part of the claimed design.

1 Claim, 5 Drawing Sheets



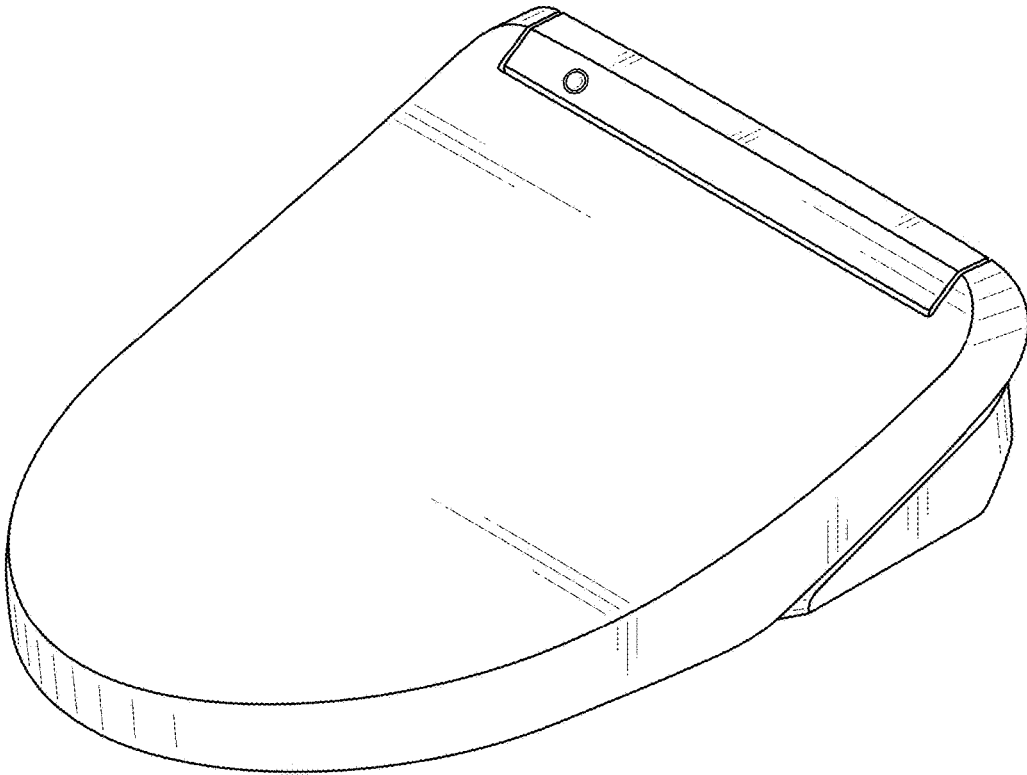


FIG. 1

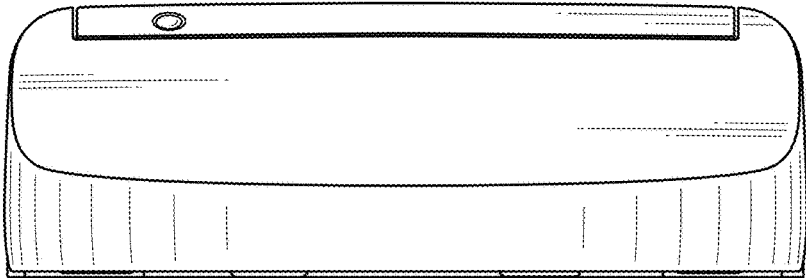


FIG. 2

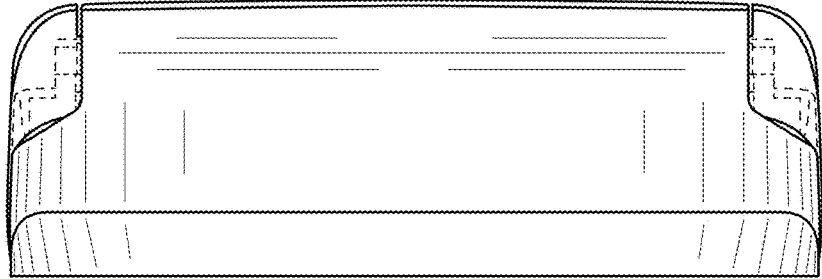


FIG. 3

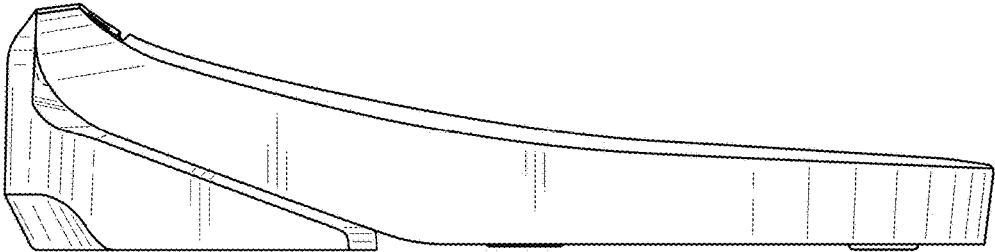


FIG. 4

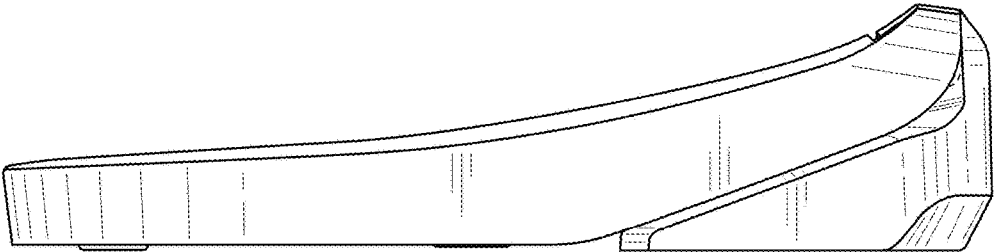


FIG. 5




FIG. 6

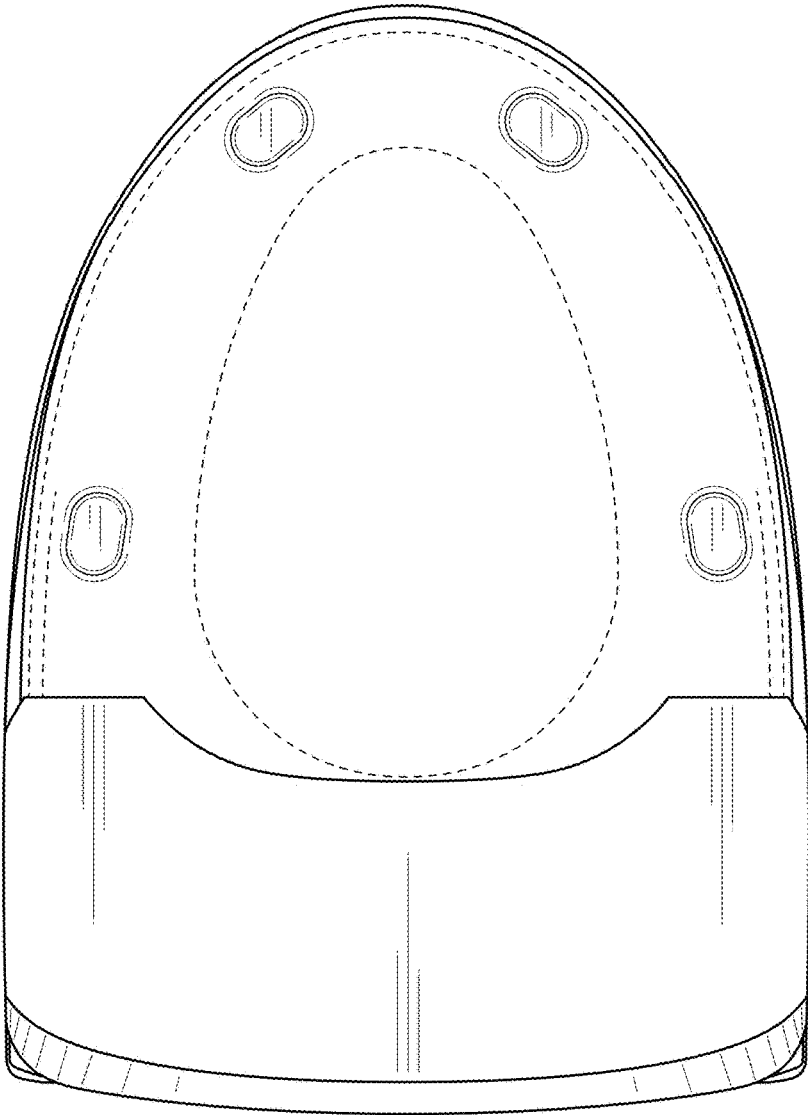


FIG. 7