

A. GOOD, Jr.

Adjustable Connection of Sucker Rod to Walking Beams.

No. 103,447.

Patented May 24, 1870.

Figure 1.

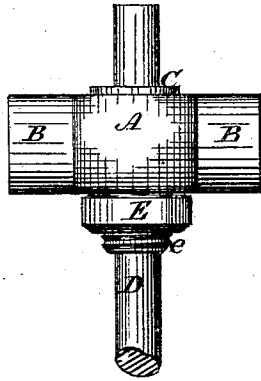


Figure 2.

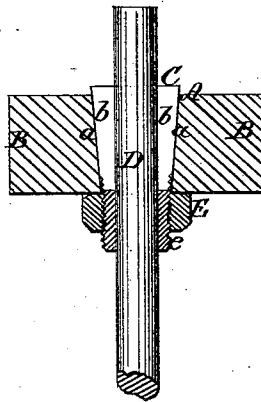


Figure 3.

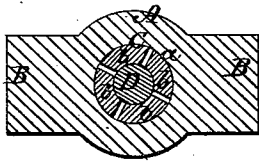



Figure 4.



Witnesses  
Chas. W. Upperman  
P. A. Devine

Inventor  
Adam Good Jr.  
By his Attorneys  
Upperman & Johnson.

# United States Patent Office.

ADAM GOOD, JR., OF TITUSVILLE, PENNSYLVANIA.

Letters Patent No. 103,447, dated May 24, 1870.

## IMPROVEMENT IN ADJUSTABLE CONNECTIONS OF SUCKER-RODS TO WALKING-BEAMS.

The Schedule referred to in these Letters Patent and making part of the same

To all whom it may concern:

Be it known that I, ADAM GOOD, Jr., of Titusville, in the county of Bradford and State of Pennsylvania, have invented certain new and useful Improvements in Devices for Adjusting the Sucker-Rods of Oil-Well Tubes; and I do hereby declare the following to be a full, clear, and exact description thereof, reference being had to the accompanying drawings of the same, which make part of this specification, and in which—

Figure 1 represents an elevation of an adjusting and clamping device embracing my improvements.

Figure 2 represents a vertical section.

Figure 3, a horizontal section of the same.

Figure 4 represents a view of the sectional screw-clamping tube detached from its socket.

My invention relates to a device applied to the walking-beam, which gives motion to the sucker-rods of oil-wells, and is used for securing what is known as the polished rod which connects the string of sucker-rods with the walking-beam.

The invention consists in constructing the adjuster with a flaring socket for the reception of a flaring-shaped sectional screw-tube, through which the polished connecting-rod passes, and within which it is adjusted and clamped, so as to maintain a firm connection with the walking-beam.

The connecting-rod is of polished wrought iron, about twelve feet long, and connected at its lower end to the string of sucker-rods, and in attaching this rod to the walking-beam, it is found difficult to make the connection, by reason of the rod being either too long or too short, and in the former case requires to be cut off to the proper length, which is not only expensive, but inconvenient and troublesome.

My invention obviates these difficulties, and enables me to connect the clasp and adjust the polished rod directly with the walking beam, without regard to the length of said polished rod.

In the accompanying drawings—

A represents a metallic socketed encircling support, provided with journal bearings, B, on opposite sides thereof, fitted into suitable boxes, secured to the end of the walking-beam.

The socket *a* of this bearing support A is made flaring vertically, with its smallest end below, into which is fitted a clamping tube, C, the upper portion

of which is enlarged, and has inclined sides, which fit upon the inclined sides of the flaring socket *a*, so as to form a vertical seat for the screw-clamping tube.

This enlarged end is split, or made in sections, *b*, so as to be expanded and contracted in adjusting and clamping the polished rod D, which passes through it. The diameter of the enlarged end is, therefore, greater than that of its flaring socket *a*, so as to securely clamp the rod D, as the tube C is drawn into its socket.

The lower end of this sectional clamping tube C projects below its socket *a* a suitable distance, is made cylindrical, and has a screw-thread, *e*, cut upon it for the reception of a clamp-nut, E, which, when screwed up against the under side of the socketed bearing-piece A, draws the sectional tube C down upon its flaring seat, and, as the pressure is equal on all sides of the flaring end of the tube, the sections *b* thereof must be pressed toward the center, and firmly clamp the polished rod within its socketed bearing, so that it can neither move up nor down, but must communicate the motion of the walking-beam to the sucker-rod without slipping, while admitting of its adjustment, by simply unclamping and clamping the screw-nut E against the socketed bearing.

I have shown and described an adjusting device with its clamping tube split only through a portion of its length, but it is obvious that the tube may be split on one side throughout its length, and that the clamping tube may be made to screw directly into its screw-socket, and thus clamp the rod within it without the use of a separate clamping-nut, and the invention may be adapted to any purpose for which it may be found applicable.

Having described my invention,

I claim, in combination with a walking-beam and polished connecting-rod D, of oil-pumps, the socket support A, having journal-bearings B, the split clamping tube C, and the clamp-nut E, for the purpose of allowing the adjustment of the polished connecting-rod, without the necessity of cutting it off, as heretofore, the whole constructed and arranged as herein shown and described.

ADAM GOOD, JR.

Witnesses:

J. J. HOLDEN,  
FRED. BATES.