

(12) **United States Design Patent** (10) **Patent No.:** **US D568,302 S**
Oh (45) **Date of Patent:** **** May 6, 2008**

(54) **EAR INSERT FOR A WIRELESS HEADSET**

(75) Inventor: **Jae Duk Oh**, Gwacheon-si (KR)

(73) Assignee: **Openbrain Technologies Co., Ltd.**,
Gyeonggi-do (KR)

(**) Term: **14 Years**

(21) Appl. No.: **29/278,580**

(22) Filed: **Apr. 3, 2007**

(51) **LOC (8) Cl.** **14-01**

(52) **U.S. Cl.** **D14/223**

(58) **Field of Classification Search** D14/205–206,
D14/223, 240, 242, 358, 417; 2/209, 413;
D29/112; 379/450, 441, 444, 447; 455/557;
128/866; 381/371, 380, 381, 383, 372, 370,
381/376–379; 181/129–130; D24/174
See application file for complete search history.

(56) **References Cited**

U.S. PATENT DOCUMENTS

D227,476	S	*	6/1973	Kennedy	D14/242
D235,210	S	*	5/1975	Hill	D14/205
4,905,276	A	*	2/1990	Catey et al.	379/450
4,958,697	A	*	9/1990	Moody	181/129
5,138,722	A	*	8/1992	Urella et al.	2/209
D348,067	S	*	6/1994	Lucey et al.	D14/223
D494,568	S	*	8/2004	Pan	D14/223

* cited by examiner

Primary Examiner—Paula A. Greene

(74) *Attorney, Agent, or Firm*—Rabin & Berdo, P.C.

(57) **CLAIM**

The ornamental design for an ear insert for a wireless headset, as shown and described.

DESCRIPTION

FIG. 1 is a perspective view of an ear insert for a wireless headset showing my new design;

FIG. 2 is a front elevational view thereof;

FIG. 3 is a rear elevational view thereof;

FIG. 4 is a left side elevational view thereof; a right side elevational view being the same;

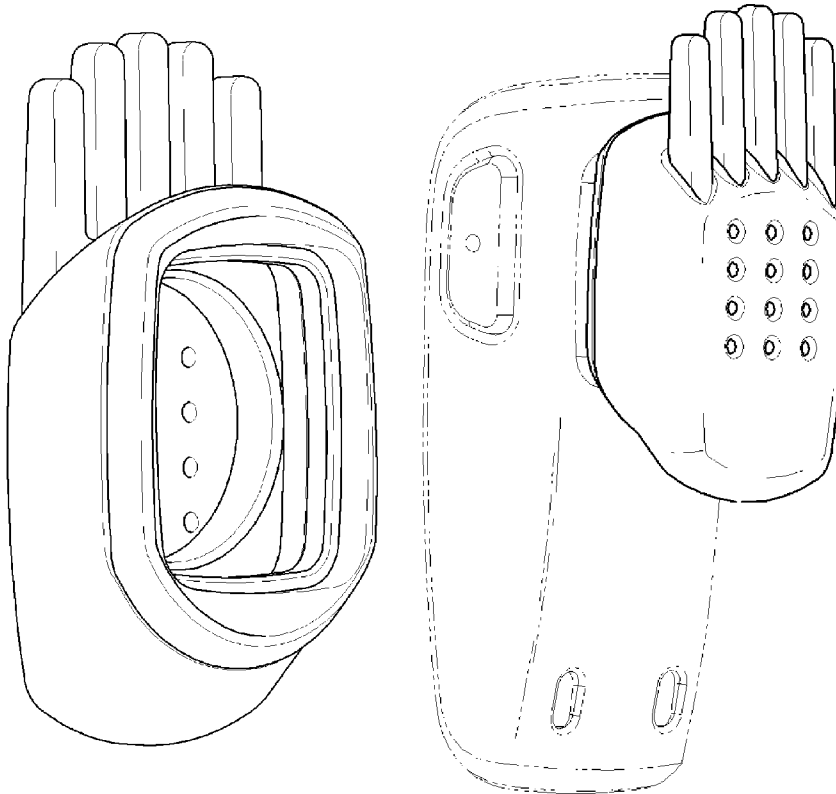
FIG. 5 is a top view thereof.

FIG. 6 is a bottom view thereof.

FIG. 7 is a rear perspective view thereof, the undisclosed portions are not part of the claimed design; and,

FIG. 8 is a reference view thereof, where an ear insert for a wireless headset having the subject design is used. The broken line showing in FIG. 8 is for illustrative purpose only and forms no part of the claimed design.

1 Claim, 5 Drawing Sheets



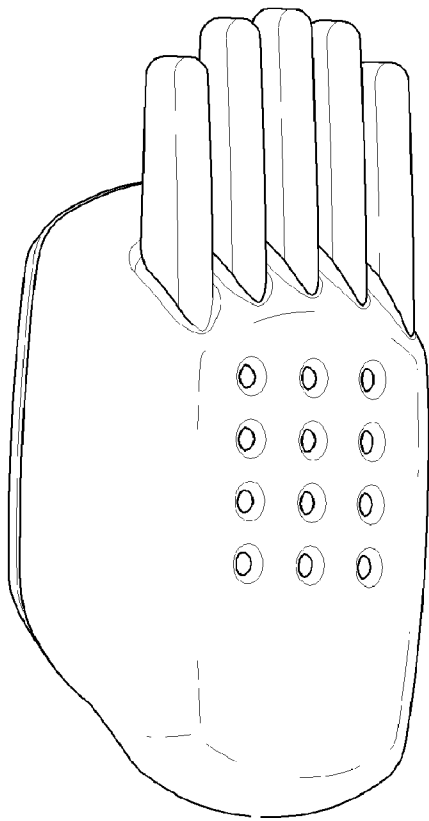


FIG. 1

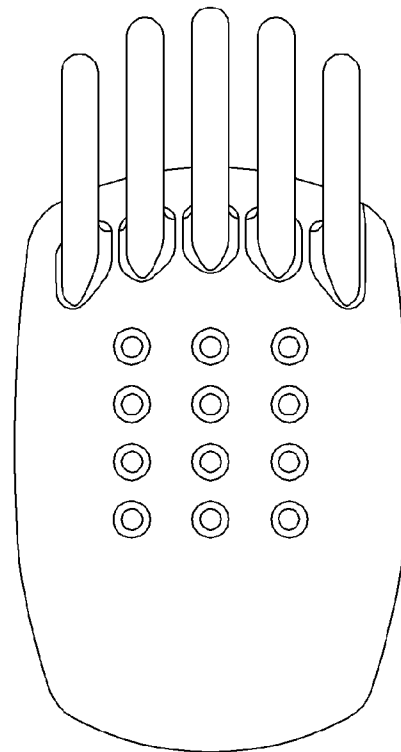


FIG. 2

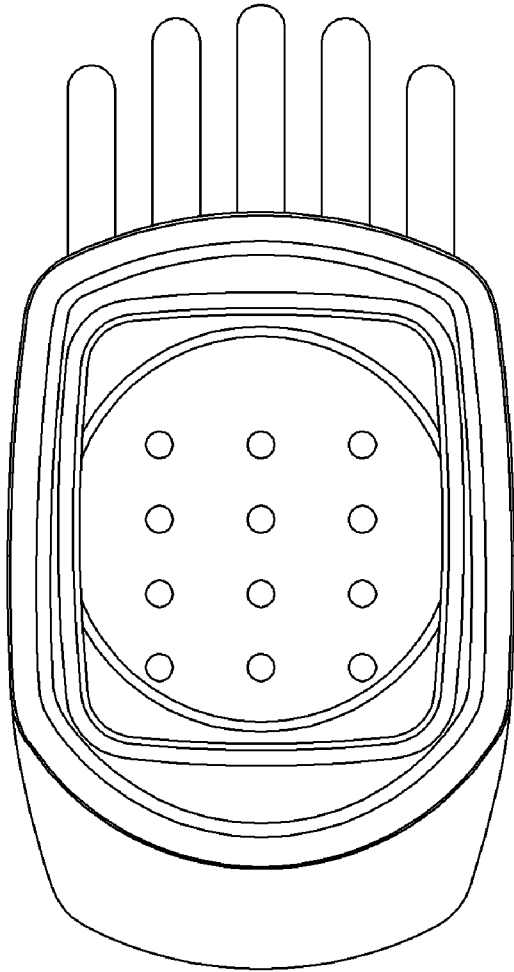


FIG. 3

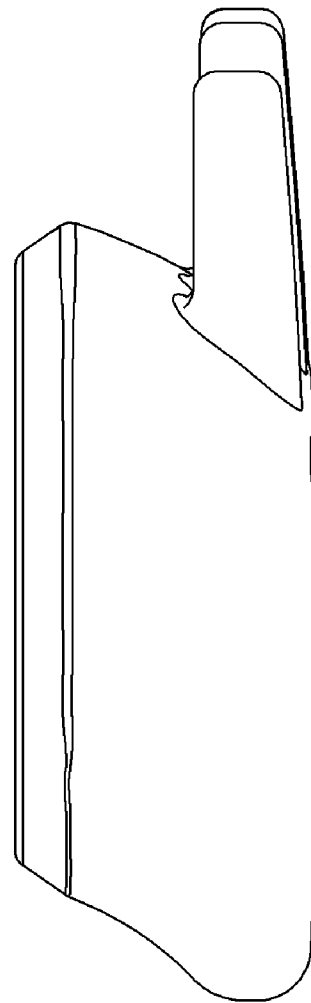


FIG. 4

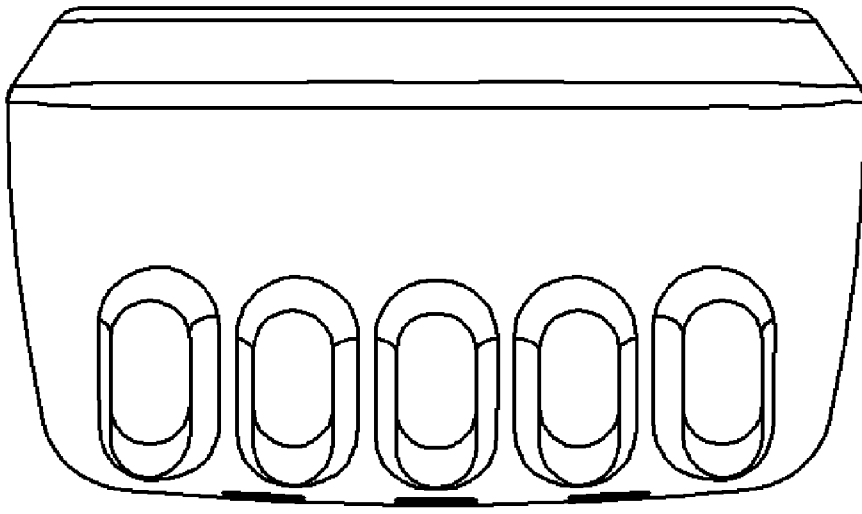


FIG. 5




FIG. 6

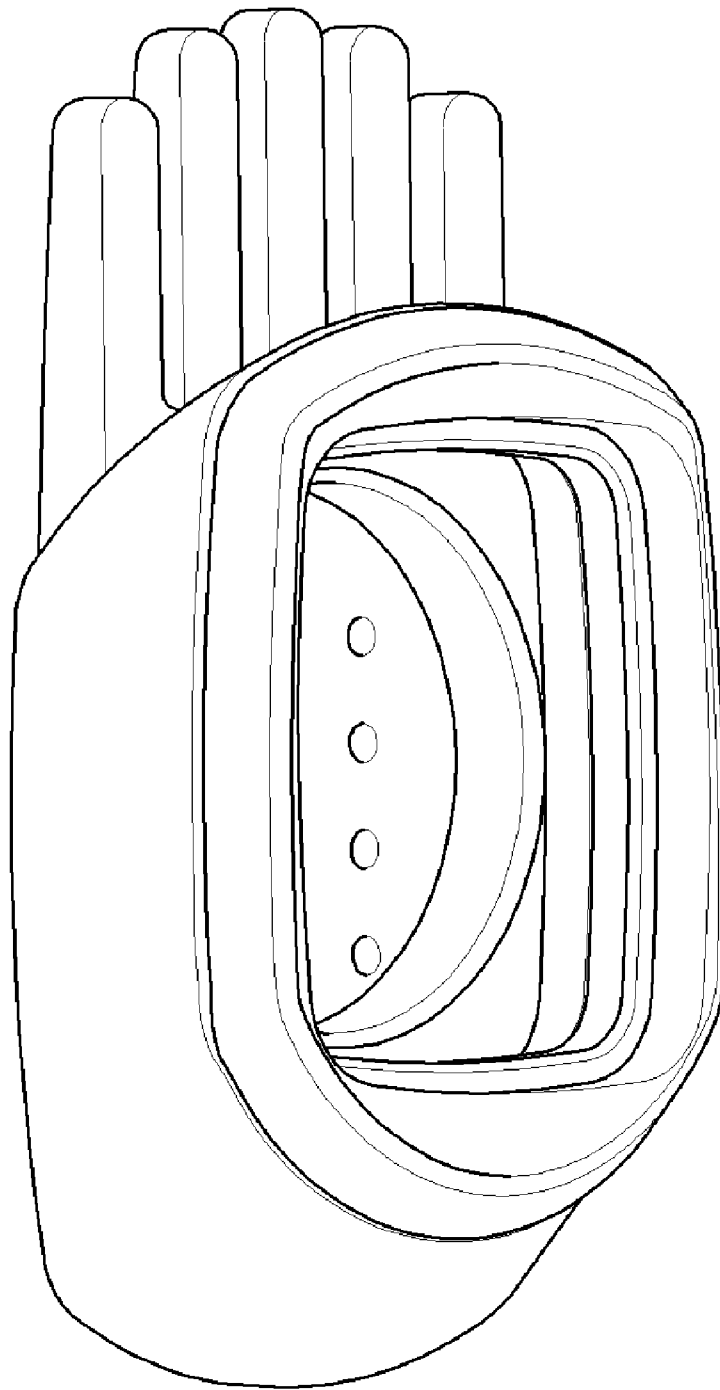


FIG. 7

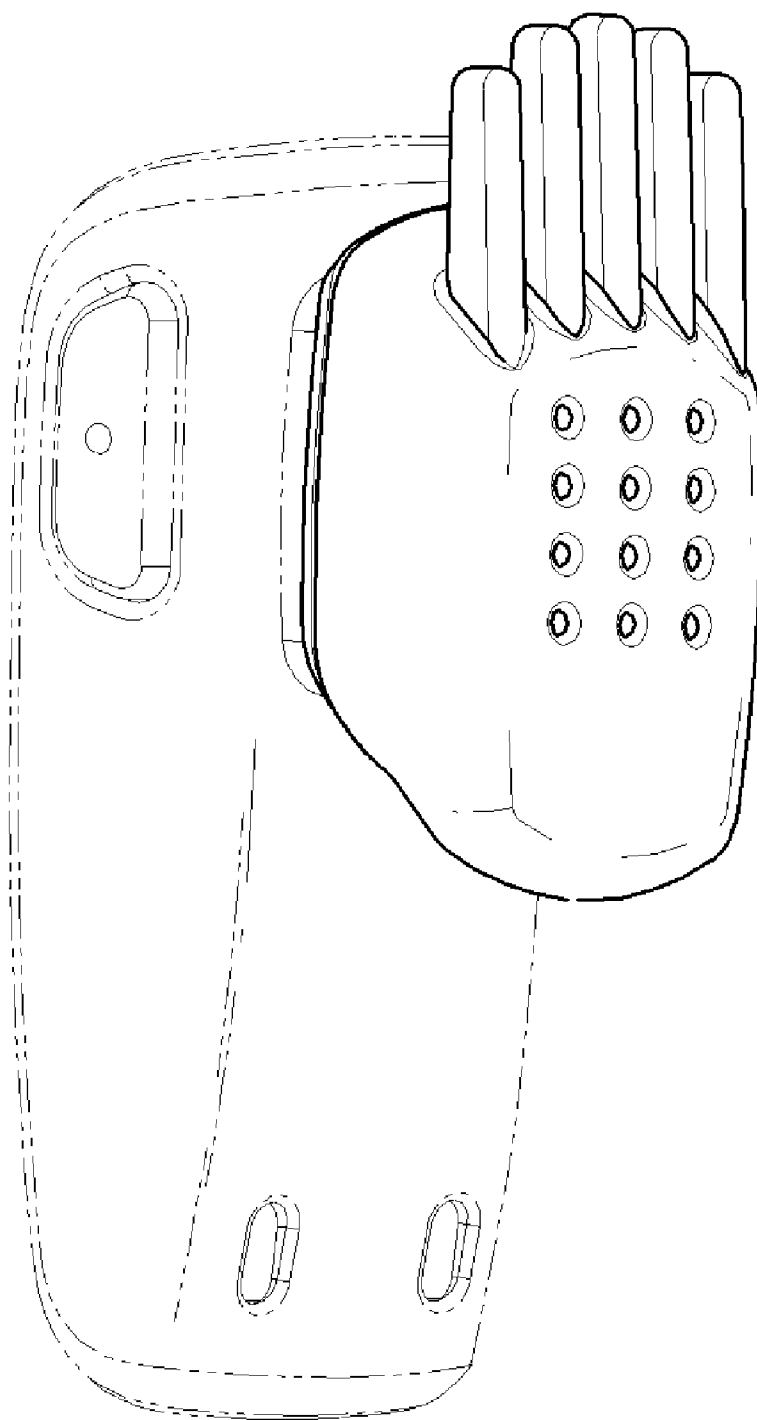


FIG. 8