



US00D344585S

United States Patent [19]

[11] Patent Number: **Des. 344,585**

Morse

[45] Date of Patent: **** Feb. 22, 1994**

[54] **TRANSDUCER MANIFOLD FOR REGULATION OF FLUIDS IN MEDICAL APPLICATIONS**

3,834,372 9/1974 Turney 128/748
4,960,127 10/1990 Noce et al. 128/675
5,097,841 3/1992 Moriuchi et al. 128/675

[75] Inventor: **Phillip H. Morse**, Glens Falls, N.Y.

Primary Examiner—Stella Reid
Attorney, Agent, or Firm—Kenyon & Kenyon

[73] Assignee: **Namic U.S.A. Corporation**, Glens Falls, N.Y.

[57] **CLAIM**

[**] Term: **14 Years**

The ornamental design for a transducer manifold for regulation of fluids in medical applications, as shown and described.

[21] Appl. No.: **820,951**

DESCRIPTION

[22] Filed: **Jan. 13, 1992**

FIG. 1 is a perspective view of a transducer manifold for regulation of fluids in medical applications showing our new design;

[52] U.S. Cl. **D24/129**

FIG. 2 is a front elevational view thereof;

[58] Field of Search 128/675, 748, 760;

FIG. 3 is a rear elevational view thereof;

210/85, 96.2, 321.65; 137/884; 251/289;

FIG. 4 is a right side elevational view thereof;

D24/129

FIG. 5 is a left side elevational view thereof;


[56] **References Cited**

U.S. PATENT DOCUMENTS

FIG. 6 is a top plan view thereof; and,

D. 263,871 4/1982 Matsuura D24/129

FIG. 7 is a bottom plan view thereof.






FIG. 1

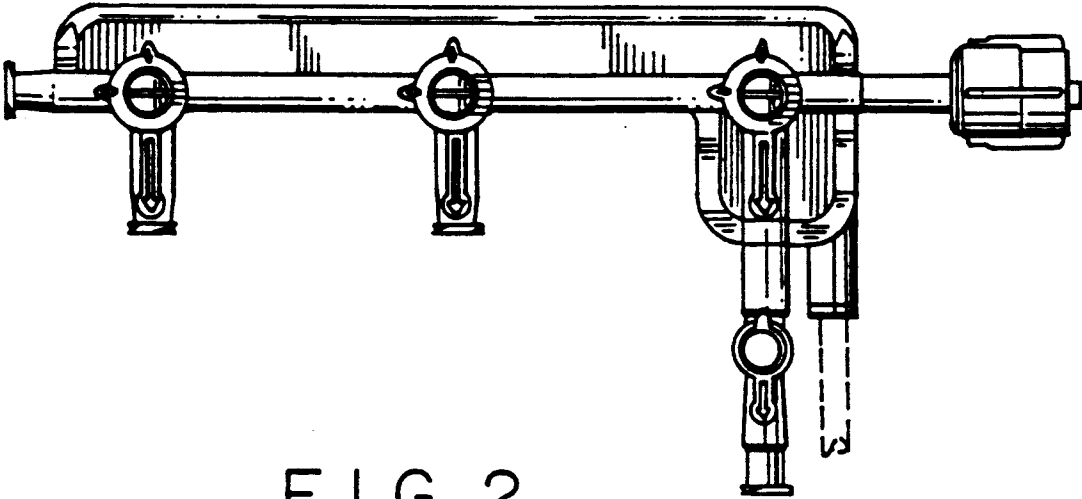


FIG. 2

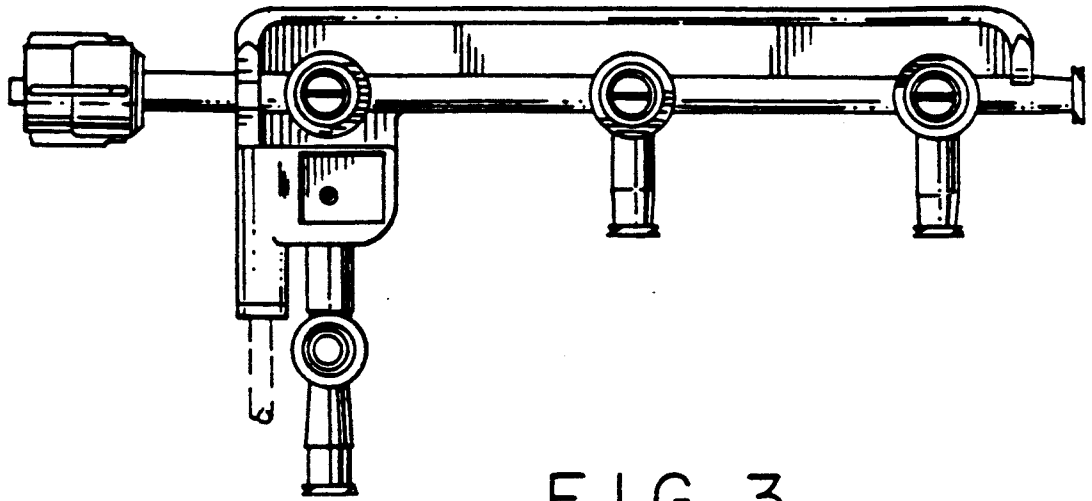


FIG. 3

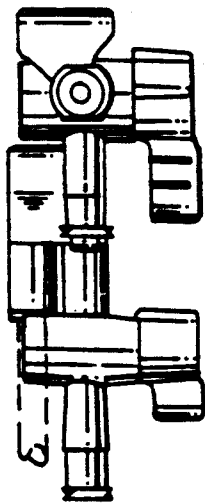


FIG. 4

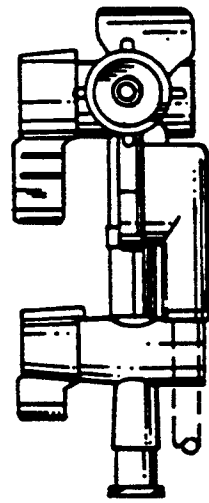


FIG. 5

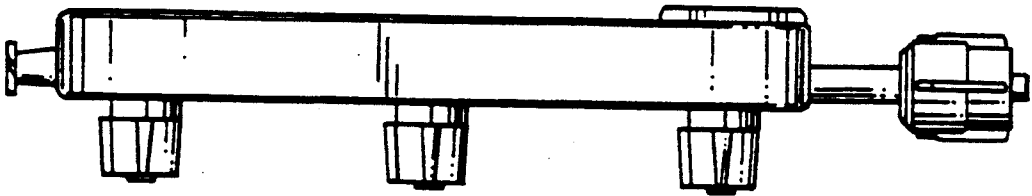


FIG. 6

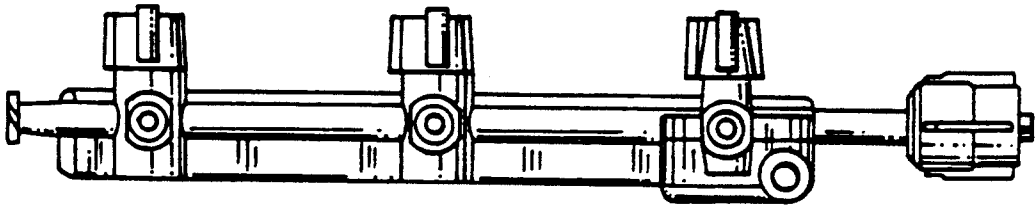


FIG. 7