



US00D343072S

# United States Patent [19]

[11] Patent Number: Des. 343,072

Schulman et al.

[45] Date of Patent: \*\* Jan. 11, 1994

[54] DESK

[75] Inventors: Carl H. Schulman, San Diego;  
Charles D. Anacker, La Mesa, both of Calif.

[73] Assignee: Bush Industries, Inc., Jamestown, N.Y.

[\*\*] Term: 14 Years

[21] Appl. No.: 748,912

[22] Filed: Aug. 23, 1991

[52] U.S. Cl. .... D6/425; D6/428

[58] Field of Search ..... 312/194-431  
312/194-196

[56] **References Cited**

**U.S. PATENT DOCUMENTS**

D. 179,915	3/1957	Prock	.....	D6/425
D. 180,094	4/1957	Miller	.....	D6/425
D. 254,043	1/1980	Genaro et al.	.....	D6/425
D. 262,501	1/1982	Lenger, Jr.	.....	D6/425
D. 281,382	11/1985	Byrne et al.	.....	D6/429
D. 291,162	8/1987	Kwieceński	.....	D6/430
D. 293,398	12/1987	Kwieceński	.....	D6/430
D. 304,979	12/1989	Bush et al.	.....	D6/422
D. 305,185	12/1989	Cruz	.....	D6/426
D. 313,517	1/1991	Ugalde	.....	D6/425

**OTHER PUBLICATIONS**

*The 1988 Office Furniture Mart* catalog p. 20; "Tiffany" desk line on page.

*Primary Examiner*—Carmen H. Vales-Lado  
*Attorney, Agent, or Firm*—Webb, Burden, Ziesenheim & Webb

**CLAIM**

[57]

The ornamental design for a desk, as shown.

**DESCRIPTION**

FIG. 1 is a perspective view of a desk showing our new design;

FIG. 2 is a front elevational view thereof;

FIG. 3 is a rear elevational view thereof;

FIG. 4 is a left side elevational view thereof;

FIG. 5 is a right side elevational view thereof;

FIG. 6 is a top plan view thereof;

FIG. 7 is a bottom plan view thereof;

FIG. 8 is a perspective view with the drawers and trays extended;

FIG. 9 is a front elevational view thereof;


FIG. 10 is a rear elevational view thereof;

FIG. 11 is a left side elevational view thereof;

FIG. 12 is a right side elevational view thereof;

FIG. 13 is a top plan view thereof; and,

FIG. 14 is a bottom plan view thereof.



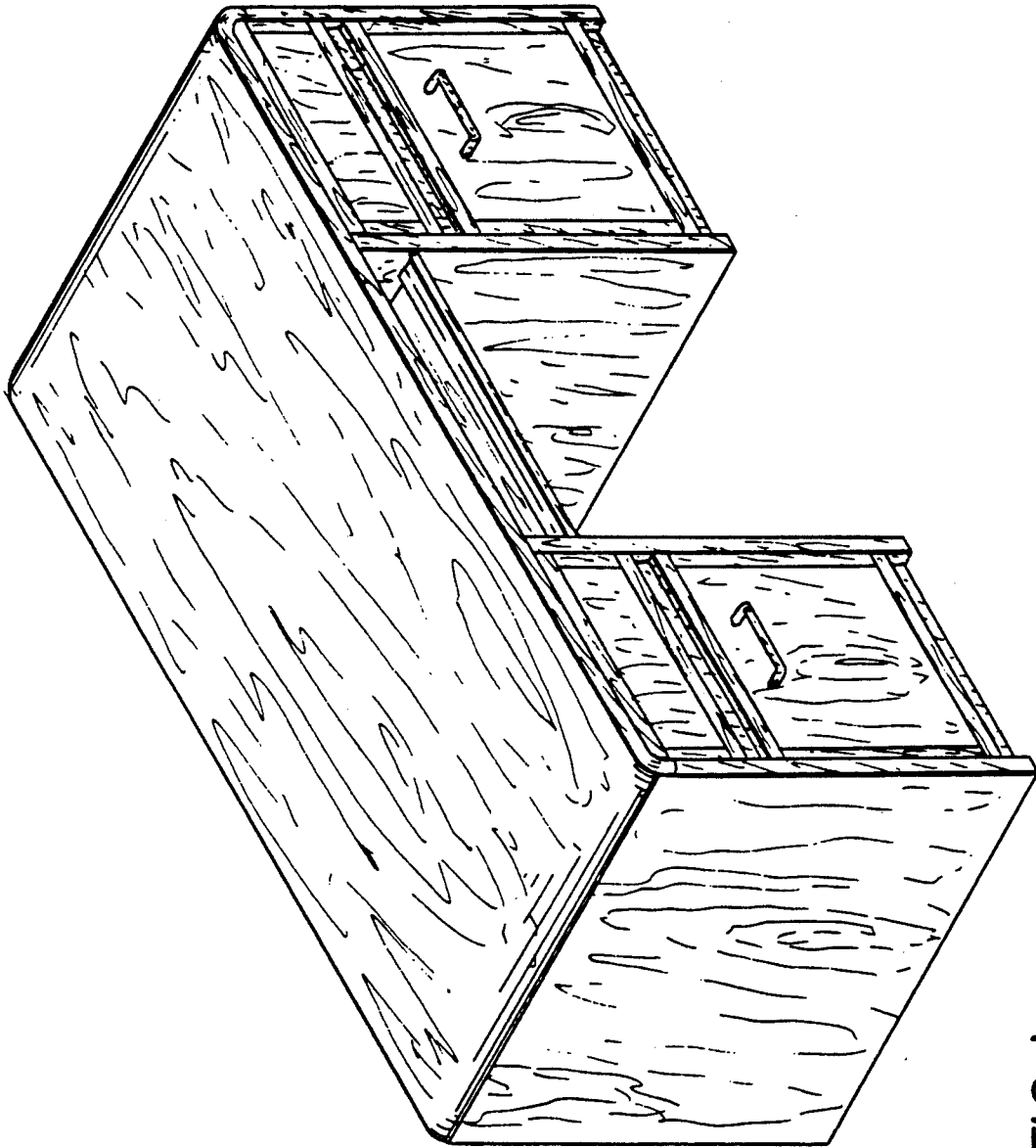


FIG. 1




FIG. 2

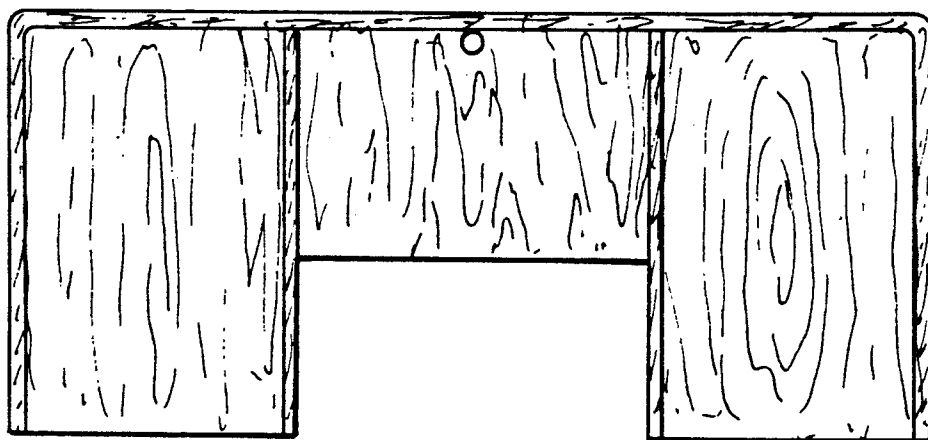


FIG. 3




FIG. 4




FIG. 5




FIG. 6

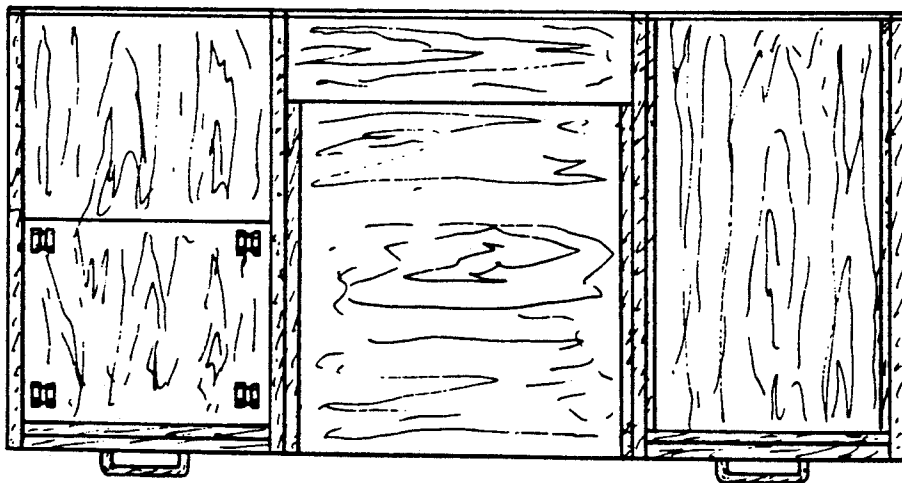


FIG. 7

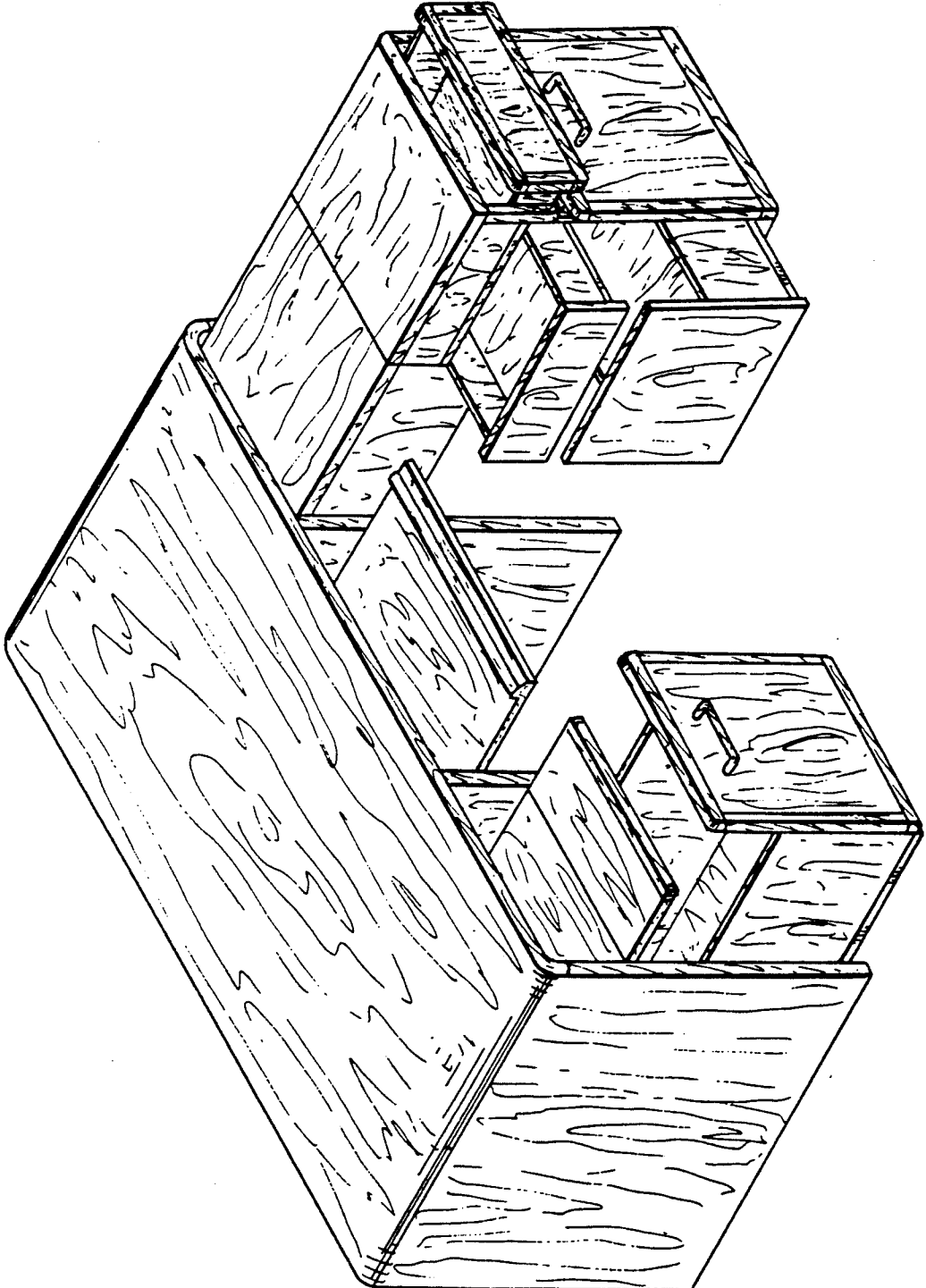


FIG. 8




FIG. 9

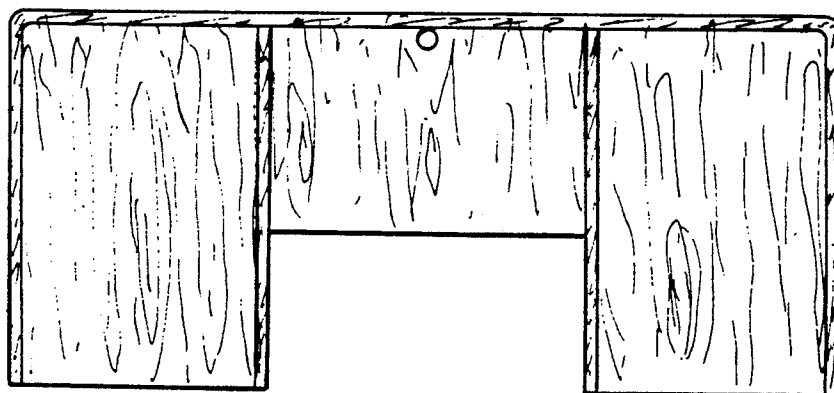


FIG. 10

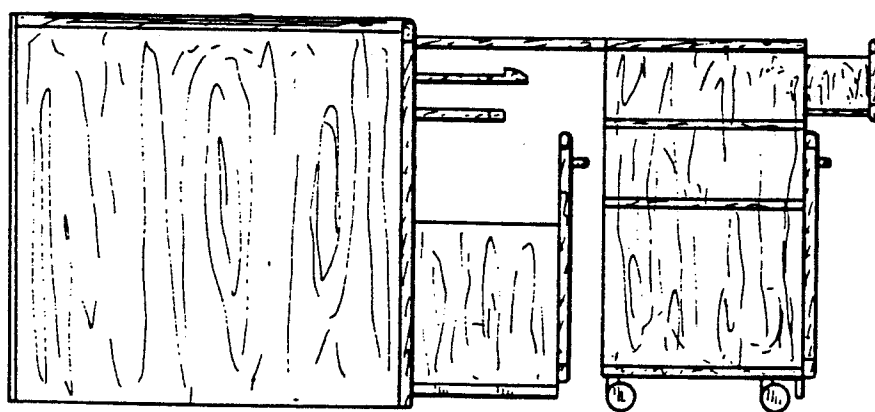


FIG. 11

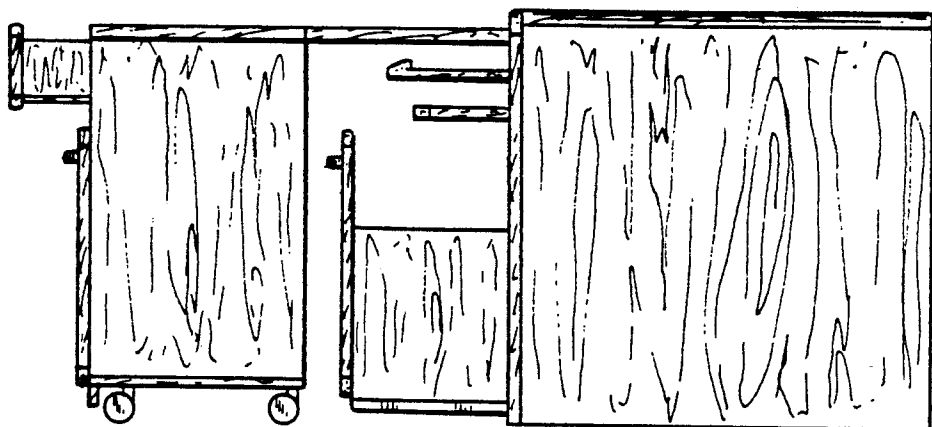


FIG. 12




FIG. 13

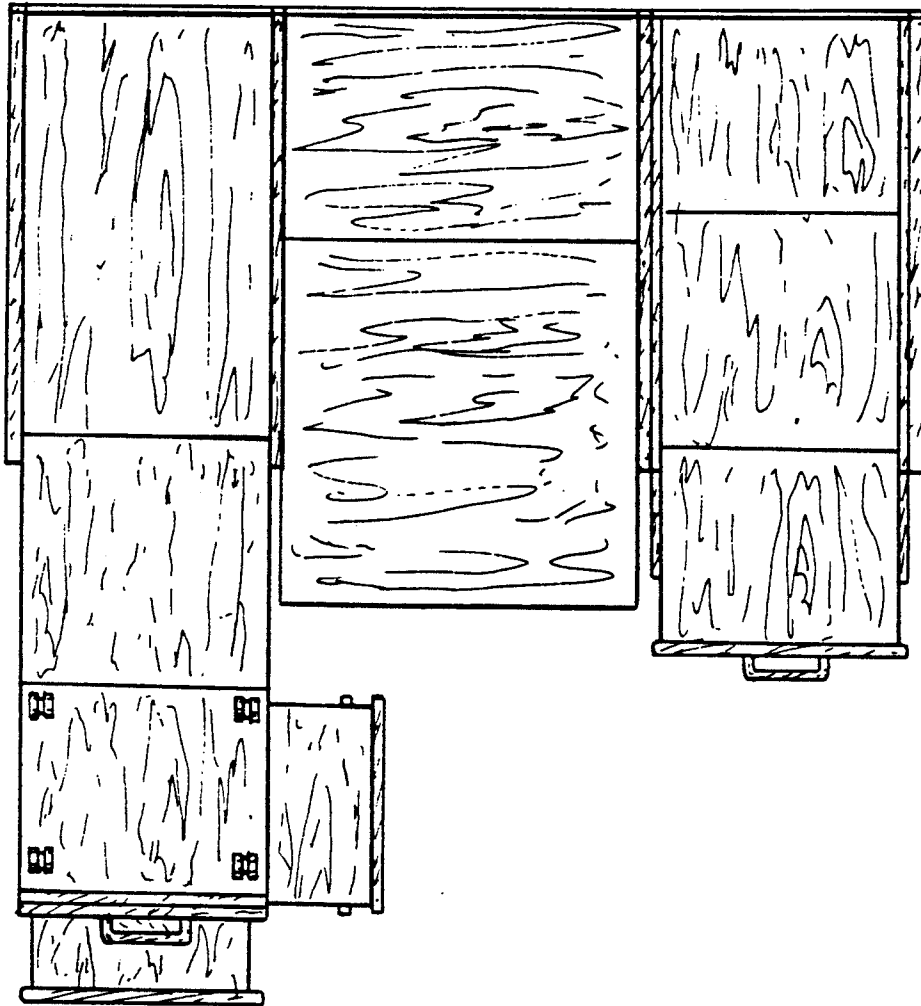


FIG. 14