



US00D475284S

(12) **United States Design Patent** (10) **Patent No.:** **US D475,284 S**
Bömer (45) **Date of Patent:** **** Jun. 3, 2003**

(54) **BEVERAGE PACKAGE**
(75) **Inventor:** **Hans Bömer, Erkrath (DE)**
(73) **Assignee:** **SIG Combibloc International (CH)**
(**) **Term:** **14 Years**

5,731,021 A * 3/1998 Spector 222/105
D448,286 S * 9/2001 Quensel et al. D9/417
D451,028 S * 11/2001 Guseo D9/522
D462,266 S * 9/2002 Gittins et al. D9/430
D462,902 S * 9/2002 Gittins et al. D9/430

* cited by examiner

(21) **Appl. No.:** **29/164,656**
(22) **Filed:** **Jul. 29, 2002**

Primary Examiner—Prabhakar Deshmukh
(74) *Attorney, Agent, or Firm*—Webb Ziesenheim Logsdon Orkin & Hanson, P.C.

(30) **Foreign Application Priority Data**
Jan. 29, 2002 (DE) 4 02 00 704

(57) **CLAIM**

The ornamental design for a beverage package, as shown and described.

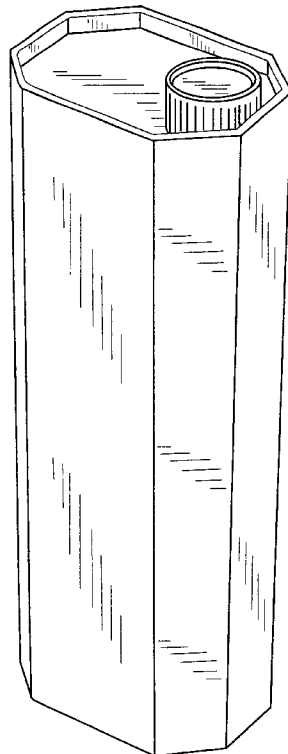
(51) **LOC (7) Cl.** **06-03**
(52) **U.S. Cl.** **D9/417; D9/430**
(58) **Field of Search** D9/414, 416, 417, D9/430, 519, 523, 544, 522; D7/509, 312, 602, 629; 229/106, 108, 109, 110, 116.1, 247, 248; 222/92, 105, 107, 566, 572, 544, 541.5; 220/906, 666

DESCRIPTION

FIG. 1 is a top view of a beverage package in accordance with the present invention;
FIG. 2 is a side view of the beverage package shown in FIG. 1;
FIG. 3 is a front view of the beverage package shown in FIG. 1;
FIG. 4 is another side view of the beverage package shown in FIG. 1;
FIG. 5 is a back view of the beverage package shown in FIG. 1;
FIG. 6 is a bottom view of the beverage package shown in FIG. 1; and,
FIG. 7 is a perspective view of the beverage package shown in FIG. 1.
FIG. 7 is drawn in an enlarged scale.

(56) **References Cited**
U.S. PATENT DOCUMENTS
2,980,304 A * 4/1961 Sisco 222/566
D270,998 S * 10/1983 Stark D9/416
4,527,699 A * 7/1985 Namba et al. 220/613
4,706,874 A * 11/1987 Reil 229/106
D357,179 S * 4/1995 Nedstedt D9/417
D361,262 S * 8/1995 Lusker D9/430
5,474,203 A * 12/1995 Baker 222/105
5,526,958 A * 6/1996 Koppersbusch 222/105

1 Claim, 2 Drawing Sheets



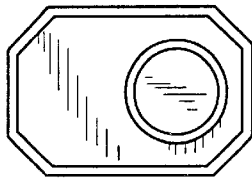


FIG. 1

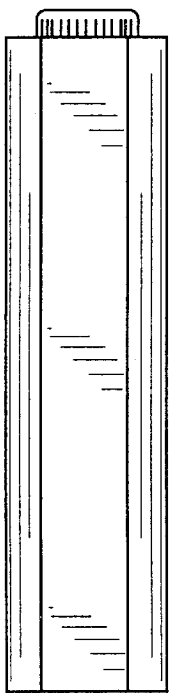


FIG. 2




FIG. 3

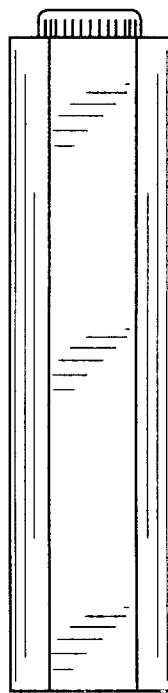


FIG. 4




FIG. 5

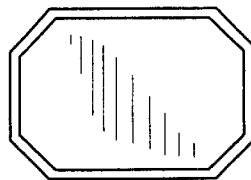


FIG. 6

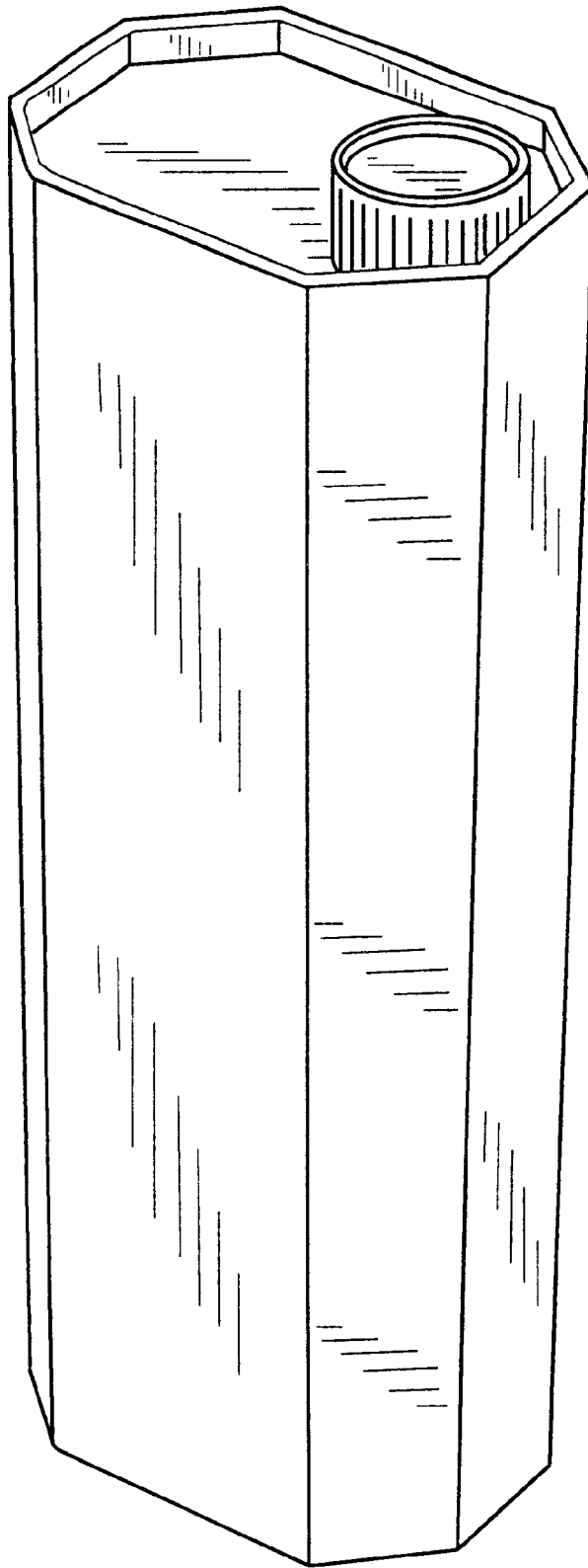


FIG. 7