

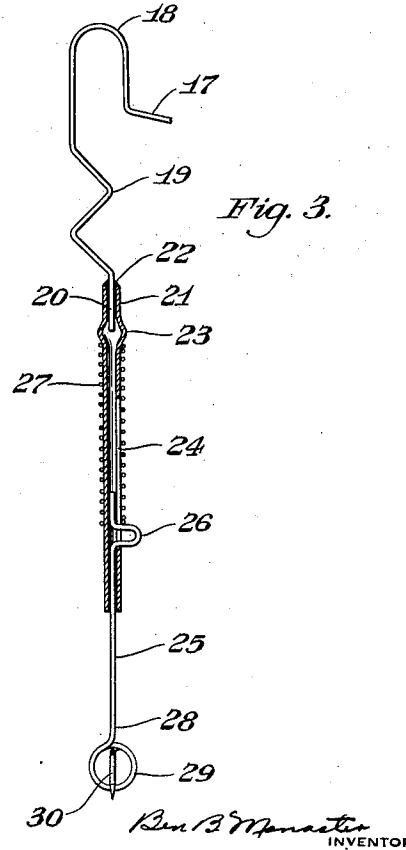
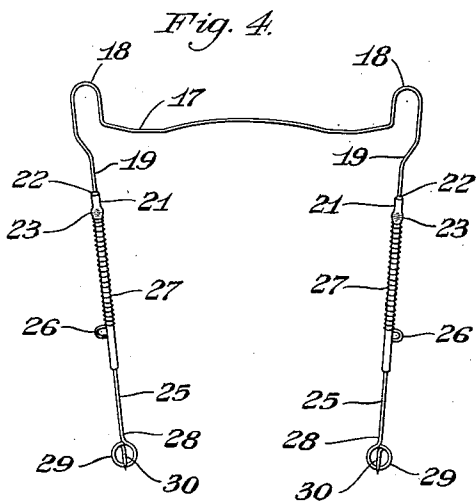
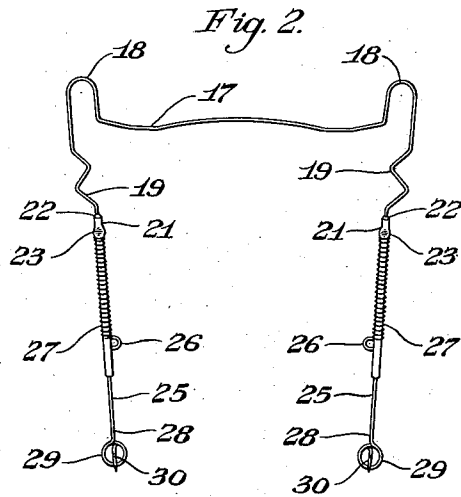
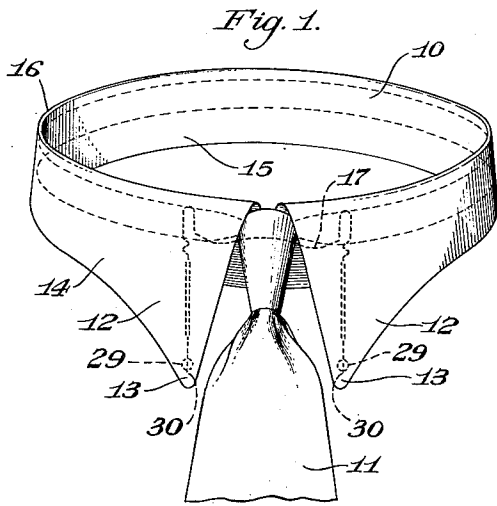
May 9, 1933.

B. B. MANASTER

1,908,525

COLLAR STAY

Filed Dec. 5, 1932



Ben B. Manaster
INVENTOR

UNITED STATES PATENT OFFICE

BEN B. MANASTER, OF CHICAGO, ILLINOIS

COLLAR STAY

Application filed December 5, 1932. Serial No. 645,663.

This invention relates to a collar stay designed and constructed for use in connection with soft shirt collars to hold and retain the wings of a collar in an extended position, and has for its principal object the provision of a novel structure of this character which will be highly efficient in use and economical in manufacture.

Among the several objects of this invention is to provide a collar stay which is adaptable for use on collar wings of various lengths, and which includes a simple and inexpensive structure for bearing the collar engaging member and the means for limiting penetration of the penetrating means of the collar stay against portions of the collar wings engaged by the collar engaging member and limiting means whereby the wings will remain in an extended position with the creases and wrinkles or the like removed therefrom.

Other objects will appear hereinafter.

The invention consists in the novel combination and arrangement of parts to be hereinafter described and claimed.

The invention will be best understood by reference to the accompanying drawing showing the preferred form of construction, and in which:

Fig. 1 is a perspective view of a collar and necktie showing my collar stay in applied position;

Fig. 2 is a plan view of the collar stay embodying my invention;

Fig. 3 is an enlarged fragmentary sectional detail view of the same; and

Fig. 4 is a plan view of a collar stay embodying my invention illustrating a modified form of construction over the collar stay illustrated in Fig. 2.

Referring to the drawing in which the preferred form of construction of my invention is illustrated, a collar is indicated at 10, and associated with this collar is a necktie 11. This collar and necktie do not constitute a part of my invention, but are illustrated in the

drawing for the purpose of showing my invention in applied position.

This collar 10 includes wings 12 having points 13. The collar also comprises an outer fold 14 and an inner fold or neckband 15 provided by folding the material from which the collar is made on a fold line 16.

My invention as illustrated in Figs. 1 to 3 inclusive includes a cross bar 17 at the ends of which are provided upstanding extensions or humps 18 which are designed and intended to bear against the collar at the fold line 16 or at a point near such fold line. This cross bar may be modified in shape and design without depreciating from the operation and function of my invention, and any well known cross bar now commercially in use may be substituted therefor.

This cross bar 17 further includes parallel portions 19 which may be termed, for convenience, fingers. The end portions 20 of these fingers preferably project into one end portion of tubular members 21 and are secured therein by any suitable manner, such as, for example, if desired by means of solder 22 or the like.

Each end portion 21 of the tubular members has formed thereon a bead 23 for reasons which will hereinafter be apparent. Each tubular member has provided therein a longitudinally extending slot 24.

Mounted with an end portion thereof slidably arranged in the tubular member is a leg element 25, and this leg element adjacent one end thereof is formed to provide a projection 26 which is adapted to be engaged by the thumb of the hand to facilitate adjusting the leg member relative to the tubular member. This projection 26 operates in the slot 24 and serves the additional function of preventing rotation of the leg member 25 within the tubular member 21. Embracing the tubular member 21 is an expansion spring 27, one end of which engages the projection 26 while the opposite end portion bears against the bead

23 whereby this spring will be placed under tension when the leg member 25 is moved inwardly within the tube 21.

The end portion 28 of the leg member 25 has formed therein a loop 29 terminating into a penetrating point 30, the loop 29 functioning to limit penetration of the penetrating point 30 into the points 13 of the wings 12.

By this structure the distance between the cross bar and the penetrating point 30 may be varied at the will of the user so that the collar stay may be applied to the wings of soft collars of various lengths and thereby dispensing with the necessity of the manufacturer keeping in stock collar stays which are adaptable for use upon collar wings of a length equivalent to the distance between the collar engaging cross bar and the penetrating points.

It is obvious from the structure herein set forth that if desired the other portion of the cross bar between the extensions or humps 18 may be dispensed with, in which instance each collar stay will consist of the extension or humps 18 together with the leg member 25 and tube 21 and their associated elements.

The structure illustrated in Fig. 4 is substantially the same as that illustrated in Fig. 2, with the exception that the projections 26 extend outwardly from the tubular members 21 instead of inwardly as shown in Fig. 2.

In both forms of construction the spring 27 serves to normally project the leg 25 into its extreme extended position, and when the collar stay is applied to the collar, this spring will create a bearing of the extension 18 and the loop 29 against the portions of the collar engaged by these elements, thereby stretching the wings 12 so as to remove creases or wrinkles therefrom and to prevent the points of the wings from curling outwardly or upwardly.

While I have illustrated and described the preferred form of construction for carrying my invention into effect, this is capable of variation and modification without departing from the spirit of the invention. I, therefore, do not wish to be limited to the precise details of construction set forth, but desire to avail myself of such variations and modifications as come within the scope of the appended claims.

Having thus described my invention, what I claim as new and desire to protect by Letters Patent is:

1. A stay for use on collar wings including a leg member comprising sections adjustably connected together whereby to compensate for variation in lengths of the collar wings, means providing said connection, and means for urging said sections into extended position with respect to each other.

2. A stay for use on collar wings including a U-shaped member providing a cross-bar and leg members each comprising sections ad-

justably connected together whereby to compensate for variation in lengths of the collar wings, means providing said connection, and means for urging said sections into extended position with respect to each other.

3. A stay for use on collar wings including a leg member comprising sections adjustably connected together whereby to compensate for variation in lengths of the collar wings, one of said sections being provided with means for connection with the point of a collar wing, means providing said connection, and means for urging said sections into extended position with respect to each other.

4. A stay for use on collar wings including a U-shaped member providing a cross bar and leg members each comprising sections adjustably connected together whereby to compensate for variation in lengths of the collar wings, one of said sections being provided with means for connection with the point of a collar wing, means providing said connection, and means for urging said sections into extended position with respect to each other.

5. A stay for use on collar wings including a leg member comprising sections adjustably connected together whereby to compensate for variation in lengths of the collar wings, means providing said connection, means for urging said sections into extended position with respect to each other, and thumb engaging means provided by one of said sections for moving said one of said sections in a retracted position against said urging means.

6. A stay for use on collar wings including a U-shaped member providing a cross bar and leg members each comprising sections adjustably connected together whereby to compensate for variation in lengths of the collar wings, means providing said connection, means for urging said sections into extended position with respect to each other, and thumb engaging means provided by one of said sections in a retracted position against said urging means.

7. A stay for use on collar wings including a leg member comprising sections adjustably connected together whereby to compensate for variation in lengths of the collar wings, one of said sections being provided with means for connection with the point of a collar wing, means providing said connection, means for urging said sections into extended position with respect to each other, and thumb engaging means provided by one of said sections for moving said one of said sections in a retracted position against said urging means.

8. A stay for use on collar wings including a U-shaped member providing a cross bar and leg members each comprising sections adjustably connected together whereby to compensate for variation in lengths of the collar wings, one of said sections being pro-

70

75

80

85

90

95

100

105

110

115

120

125

130

vided with means for connection with the point of a collar wing, means providing said connection, means for urging said sections into extended position with respect to each other, and thumb engaging means provided by one of said sections for moving said one of said sections in a retracted position against said urging means.

9. A collar stay for use on collar wings comprising a substantially U-shaped member providing a cross bar with parallelly extended portions at opposite ends thereof, tubular members having connection with the ends of said portions, leg elements mounted for longitudinal movement in the tubular members and having means cooperating with the tubular members to prevent detachment therefrom and said leg members being provided with means for connection with the point of a collar wing.

10. A collar stay for use on collar wings comprising a substantially U-shaped member providing a cross bar with parallelly extended portions at opposite ends thereof, tubular members having connection with the ends of said portions, leg elements mounted for longitudinal movement in the tubular members and having means cooperating with the tubular members to prevent detachment therefrom and said leg members being provided with means for connection with the point of a collar wing, and means associated with the tubular members and acting upon said leg elements for projecting said leg elements in an extended position.

11. A collar stay for use on collar wings comprising a substantially U-shaped member providing a cross bar with parallelly extended portions at opposite ends thereof, tubular members having connection with the ends of said portions, leg elements mounted for longitudinal movement in the tubular members and having means cooperating with the tubular members to prevent detachment therefrom.

12. A collar stay for use on collar wings comprising a substantially U-shaped member providing a cross bar with parallelly extended portions at opposite ends thereof, tubular members having connection with the ends of said portions, leg elements mounted for longitudinal movement in the tubular members and having means cooperating with the tubular members to prevent detachment therefrom, and means associated with the tubular members and acting upon said leg elements for projecting said leg elements in an extended position.

13. A collar stay comprising a leg portion, the upper end of which is being adapted to engage a collar at the fold line thereof, a tubular member having connection with the lower end of said leg portion, a leg element having a portion thereof slidably arranged in the tubular member and provided

with means cooperating with the tubular member to prevent detachment of the leg element from said tubular member and said leg element being provided with collar penetrating means.

14. A collar stay comprising a leg portion, the upper end of which is being adapted to engage a collar at the fold line thereof, a tubular member having connection with the lower end of said leg portion, a leg element having a portion thereof slidably arranged in the tubular member and provided with means cooperating with the tubular member to prevent detachment of the leg element from said tubular member and said leg element being provided with collar penetrating means, and means associated with the tubular member and acting upon said leg element to urge said leg element in an extended position with respect to the tubular member.

15. A collar stay comprising a leg portion, the upper end of which is being adapted to engage a collar at the fold line thereof, a tubular member having connection with the lower end of said leg portion, a leg element having a portion thereof slidably arranged in the tubular member and provided with means cooperating with the tubular member to prevent detachment of the leg element from said tubular member and said leg element being provided with collar penetrating means, and a spring member embracing the tubular member and acting upon the leg element to project said leg element in an extended position with respect to the tubular member.

16. A collar stay for use on collar wings including a leg portion the upper end of which being adapted to engage a collar at the fold line thereof, a tubular member connected to said leg portion and having a longitudinal slot formed therein, a leg element having a portion thereof slidable in the tubular member and provided with a portion projecting through said slot to provide a thumb engaging element and to hold said leg element against rotation relative to said tubular member, and means acting upon said leg element for projecting said leg element in an extended position with respect to said tubular member.

17. A collar stay for the wings of a soft collar including a collar engaging member, leg members adjustably connected to the collar engaging member and provided with collar penetrating means, means providing said connection between the collar engaging member and said leg members, means cooperating with said connecting means to hold said leg members against axial movement relative to said connecting means and said collar engaging member, and means for yieldably holding said leg members in projected

70

75

80

85

90

95

100

105

110

115

120

125

130

position relative to said collar engaging means.

18. A collar stay for collar wings comprising in combination a collar engaging member, leg members having collar penetrating means and means for limiting penetration of said penetrating means, means providing adjustable connection between the leg members and collar engaging member, and means for bearing said collar engaging member and said limiting means against portions of the wing engaged by the collar engaging member and the limiting means when said stay is in applied position upon said collar wings.

In testimony whereof, I affix my signature.
 BEN B. MANASTER.

20

25

30

35

40

45

50

55

60

65